



custom
made
simple.

Cover - Penbrook, Maple
Macadamia & Ink; Full Overlay



COUNTRYSIDE
CABINETS

DESIGN YOUR DOOR STYLE

Flat Panel & Slab

C Contemporary
T Traditional

A Arts & Crafts
X Transitional



X Chadwick
Maple White Ice



A Dover
Maple Flint



X Lancaster
Alder Graphite



A Lexington
Maple Macadamia



T Palmer
Maple Cobblestone



T Princeton
Hickory Flint



C Townhouse
Maple Peacock



X Tudor
Beadboard Maple Bisque



T Bradford
Rustic Oak Auburn



T Heritage
Rustic Hickory Dusk

No printing technology allows for absolute accurate reproduction of wood, stain or paint colors. Please see your dealer's displays & samples for actual colors.

DESIGN YOUR DOOR STYLE

Flat Panel & Slab

C

Contemporary

A




Arts & Crafts

T

Traditional

X

Transitional

**X****Cambridge**
Maple Sage**X****Concord**
Maple Ink**A****Dawson**
Maple Pewter**A****Lincoln**
Maple Indigo**X****London**
Maple Serenity**C****Marquis**
Oak Dusk**A****Newport**
Rustic Hickory Auburn**T****Parliament**
Maple Ocean**T****Penbrook**
Rustic Alder Driftwood**T****Phillip**
Cherry Wheat
Brown Glaze**X****Timbery**
Rustic Oak Harvest

No printing technology allows for absolute accurate reproduction of wood, stain or paint colors. Please see your dealer's displays & samples for actual colors.

DESIGN YOUR DOOR STYLE

Raised Panel

C Contemporary

A Arts & Crafts

T Traditional


X Transitional



T Hallmark
Maple Mist Black Glaze



T Harvard
Rustic Alder Fawn



T Kenley
Maple Vintage



T Kenwood
Maple Graphite



T Washington
Cherry Fawn



T Windsor
Maple Mocha



T Carlton
Rustic Alder Mocha



T Royal
Maple Wheat

DRAWER FRONTS

Five-Piece drawer fronts are available as an upgrade on most door styles.



slab



five-piece

No printing technology allows for absolute accurate reproduction of wood, stain or paint colors. Please see your dealer's displays & samples for actual colors.

DESIGN YOUR DOOR STYLE

Applied Molding



T Brixton
Maple Sapphire



X Shaw
Maple Alloy



X Sterling
Maple Espresso



T Vermont
Maple Bisque Brown Glaze

Mitered

Five-piece drawer fronts included.



T Jefferson
Cherry Espresso



T Madison
Maple Flint

Custom made simple.

At Countryside Cabinets, we provide the versatility of built-to-order cabinetry with fine craftsmanship quality. Each of our 35 door styles are available in five wood species. You can choose from four architectural options: Contemporary, Transitional, Arts and Crafts, and Traditional.



COUNTRYSIDE
CABINETS



COUNTRYSIDE
CABINETS

	Oak Rustic Oak	Hickory Rustic Hickory	Maple	Alder Rustic Alder	Cherry
Natural					
Wheat					
Fawn					
Harvest					
Auburn					
Espresso					
Mocha					
Flint					
Driftwood					
Graphite					
Dusk					
Java					

New!

Dune



North
Pier



Stains

Countryside Cabinets utilizes state of the art flat line finishing systems and premium hand-wiped water based stains to enhance the beauty of the wood. Our water based stains are free from harmful contaminants, ensuring that we are taking care of our environment. They are first applied in a sealed booth immediately followed by individuals who hand-wipe the wood to perfection. Next, a clear seal coat is applied and hand sanded. The final application of clear top coat is oven-cured using the latest in ultraviolet technology. This consistency and durability ensures your cabinetry will look beautiful for years to come.



▲ Above - Double Drawer Open Leg Vanity
Lancaster, Maple, Flint, Full Overlay



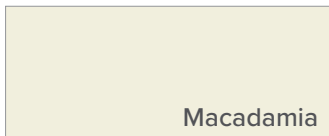
DESIGN YOUR COLOR

Select from a versatile color palette of stains and paints to meet the aesthetic of your home.





Paints

Countryside Cabinets painted products consist of one coat of catalyzed primer and a top coat of pigmented conversion varnish to attain the desired hue.

Standard Paints



Accent Paints



Brown Glaze
Vermont Maple
Bisque



Black Glaze
Hallmark Maple
Mist

Profile Glaze

Countryside Cabinets offers a Profile Glaze which is hand applied using a high tech air brush system to accent your cabinet doors and various accessories.

Profile Glaze enhances the details of the profiles to create visual contrast and depth. This process does not alter the base color of the product.

DESIGN YOUR OVERLAY

Countryside offers 3 overlay options so you can choose the details that match your style.



▲ Above - Lexington, Maple White Ice Perimeter and Lexington Maple Harvest, Island; Modified Full Overlay

▼ Below - Cambridge, Maple White Ice; Modified Full Overlay



KITCHEN CABINET MANUFACTURERS ASSOCIATION
ENVIRONMENTAL STEWARDSHIP PROGRAM (ESP)
ALL PRODUCTS IMPACT THE ENVIRONMENT
FOR ESP PROGRAM CRITERIA, VISIT KCMA.ORG



ANSI/KCMA A161.1

This seal is your assurance that we are doing our part to help preserve our environment.

For more information on the Environmental Stewardship Program, please visit www.greencabinetsource.org

info@countrysidecabinets.com

www.countrysidecabinets.com

Reorder Info: doorbrochure2021