



BADGER

BUILDING MATERIALS PRICE CATALOG

608.788.0100 • badgerlax.com



608.788.0100 • badgerlax.com

WHY USE YOUR ONLINE ACCOUNT?

order online, check order status,
make a payment, reprint invoices &
more at your fingertips 24/7



INTERIOR MILLWORK

Masonite Interior Doors
Koch & Company Interior Doors
Woodport Interior Doors
Woodfold Doors
Preferred Hardwoods
Menzner Hardwoods Mouldings
Ferche Mouldings
Metrie Mouldings
Crown Heritage Stair Parts
Ascension Stair Parts
CDC / L.C. Schmidt Doors
Dunbarton RediFrame & Rediflex
Republic Doors & Frames
Oshkosh Doors
Strek-O Doors
Schlage & Dexter Locks
Fusion Hardware
Emtek / Penrod Hardware
Johnson Hardware
Fastener Unlimited
Hager Hardware

ROOFING PRODUCTS

TAMKO Shingles
FelTex Synthetic Underlayment
HomeGuard
EDCO Arrowline Shingles
Central States Steel

SIDING PRODUCTS

Royal Vinyl Siding
Royal Select PVC Siding
EDCO Siding & Soffit
Central States Siding
LP SmartSide
Foundry Siding
Klauer Manufacturing
TriLite Stone
Atlas R-Board
Pactiv Fan Fold

EXTERIOR MILLWORK

Masonite Exterior Doors
Tru-Tech Exterior Doors
Plastpro Exterior Doors
Rockwell Security Door Hardware
Western Reflections
Frontline Door Cladding
Endura
GM Wood Products
Weather Shield Windows
Lincoln Windows
Lindsay Windows
Quaker Windows
Trac-Rite Roll-Up Doors
Chamberlain Openers
Screen Tight Systems
Park-View Patio Doors
C.H.I. Overhead Doors
Pella/Larson Storm Doors
Velux Skylights
Solatube Tubular Skylights
AFCO Columns
FYRON
Royal Trim Boards

CABINET PRODUCTS


Countryside Cabinets
Crestwood Cabinets
Badger Builder Series Cabinets
Quest Cabinets & CLOzX Closets
Viking Sink
Sink Factory
Counter-Form Laminate Counter Tops
Counter Tops by Design
Mc Dermott Tops
Trends in Laminate Flooring
Trends in Rigid Core Flooring

AG PRODUCTS

Central States Manufacturing
PLYCO Doors, Tracks, Cupolas & Vents
AmeriLux CoverLite & Agrilite
AmeriLux EZ Liner
USP Structural Connectors
Bay Insulation Systems
Marco Industries
Nudo Glassboard
MWI Components

MISC PRODUCTS

Sylvanix Decking
Zuri Decking
AFCO Railing
Fairway Railing
LMT Lighting
Homeguard Housewrap
Knauf Insulation
Owens Corning Foamular
Benjamin Obdyke
Starborn Fasteners
Western Screws
Anchor Fasteners
TCC Concrete, Sand & Mortar Mix
Unimin Silica Sand
Rebar
Titebond / Franklin International
Maze Nails
Nelson Shims
Power Fastening
Timewell Drain Tile
Malco
USP Connectors
Diamond Piers
Midwest Snips
St. Paul Corrugating Egress Wells



BRIAN MLSNA
President / CEO
x219 // bmlsna@badgerlax.com



JOHN RITTER
Director of Sales
x230 // jritter@badgerlax.com

OUTSIDE DEALER SALES



DAVE NADOLSKI
Territory Manager
608.317.3330
dnadolski@badgerlax.com



JEFF ROMNEK
Territory Manager
608.386.0506
jromnek@badgerlax.com



JON RINGUET
Territory Manager
715.573.8586
jringuet@badgerlax.com



CHAD BLUMENSTEIN
Territory Manager
608.792.0361
cblumenstein@badgerlax.com



ALLEN STODDARD
Territory Manager
608.386.9657
astoddard@badgerlax.com



TODD GRELL
Territory Manager
608.792.2323
tgrell@badgerlax.com



BILL NETTLETON
Territory Manager
612.834.4292
wnettleton@badgerlax.com




MILLWORK INSIDE SALES



JOE MALISZEWSKI
Millwork Specialist
x243 // jmaliszewski@badgerlax.com



MICHELLE CARTER
Millwork Specialist
x272 // mcarter@badgerlax.com




CHAD TRIPP
Millwork Specialist
x340 // ctripp@badgerlax.com



STEVE BORCHARDT
Millwork Specialist
x312 // sborchardt@badgerlax.com



MATT WILTGEN
Millwork Specialist
x242 // mwiltgen@badgerlax.com



MAT HESSE
Millwork Specialist
x249 // mwhesse@badgerlax.com



CABINET SALES & DESIGN



LYNN CADE
Cabinet Division Manager
x204 // lcade@badgerlax.com



MELISSA SEXAUER-MLSNA
Cabinet Sales & Design
x323 // mcsexauer@badgerlax.com



KIM DOOLITTLE
Cabinet Sales & Design
x229 // kdoolittle@badgerlax.com



AMANDA MISH
Cabinet Sales & Design
x262 // amish@badgerlax.com



JACKIE HANSON
Cabinet Sales & Design
x231 // jhanson@badgerlax.com

INSIDE DEALER SALES



DAN MUELLER
Inside Dealer Sales
x206 // dmueller@badgerlax.com



KELLY KONRARDY
Inside Dealer Sales
x220 // kkonrardy@badgerlax.com



LOCAL CONTRACTOR SALES



STEVE BELL
Contractor Sales/Estimating
608.792.1898
sbell@badgeriiax.com



ADAM ROACH
Contractor Sales
608.792.5869
aroach@badgeriiax.com



BILL STAGE
Local Inside Contractor Sales
608.790.9580
bstage@badgeriiax.com



GAVIN OLSON
Local Inside Contractor Sales
608.518.3453
golson@badgeriiax.com



MATT MOYER
Draftsman/Estimator
608.790.9568
mmoyer@badgeriiax.com



MILLWORK & OPERATIONS



SCOTT FLATTEN
Director of Operations
& Purchasing



DEB GREENO
Pre-finish Supervisor &
Environmental Compliance
Officer



CHRIS CHEEVER
Interior Millwork Shop Manager



JEFF LINDLEY
Exterior Door Shop Manager



BRIAN ARNESON
Interior Millwork Purchasing



RYAN BURG
Production Control Supervisor
& Software Business Analyst



JEFF SEXAUER
Service, Warranty
& Credit Specialist



DAN SCHLEIFER
Service Technician



MARK NUTT
Operations Manager



KEVIN HANSON
Logistics Manager



CORPORATE ADMIN STAFF



BRIAN THOMPSON
Director of Finance



BECKY GRAPES
Director of HR, Compliance
& Safety



JESSICA STOHR
Employee Experience Leader



TARA HEISZ
Accounts Payable Manager /
Payroll



CHANTELLE GOBEIL
AR/Credit Specialist



SARAH PUGH
Accountant



CONNIE PRICE
Administrative Assistant



BRUCE ARENZ
IT Support Specialist



KRISTIE JORSTAD
Purchasing



JULIA QUANDT
Marketing Manager

**ASK YOUR SALES AGENT TO INSERT
YOUR LIST MULTIPLIER PAGE HERE**

THIS PAGE LEFT BLANK.



1801 West Avenue South
La Crosse, WI 54601

PHONE

Office: (608) 788-0100
Interior / Exterior Millwork : (608) 519-3185
Commercial Millwork: (608) 406-2457
Building Materials: (608) 406-2457
Lumber: (608) 518-3184

FAX

Interior / Exterior Millwork FAX: (608) 788-4251
Building Materials / Office FAX: (608) 788-1510
Lumber FAX: (608) 788-6416

HOURS OF OPERATION

Sales Office Hours: Mon-Fri 7:00am - 5:00pm
Design Center Hours: Mon-Fri 7:00am - 5:00pm & Sat by Appointment

Website: <http://www.badgerlax.com> General Email: badger@badgerlax.com

STANDARD TERMS: 3/4% 10 Days, Net 30

Prices and specifications are subject to change without notice.

CREDIT POLICY **STANDARD TERMS**

A 3/4% discount will be allowed on invoices paid within 10 days of the invoice date.
ACH is an accepted form of payment. Accounts with past due balances will be subject to a monthly service charge of 2% per month (24% per annum).

The net minimum service charge is \$10.00. No additional credit will be extended when an account has reached its credit limit or the account shows items which are 30 days beyond invoice date, whichever comes first. An NSF check will immediately put a customer on a cash basis.

A \$50.00 net service fee will be charged for any NSF check.

NEXT DAY DELIVERY CUT OFF TIME

Badger has a 1:30 cut off for all next day deliveries.

If you have emergency next day needs after the 3:30 cut off time please discuss with a Badger Associate and every attempt will be made to meet your needs. This cut off time is to insure we have room for all product on designated routes.

FREIGHT POLICY

There are no Delivery or Stop Charges on regular route deliveries, delivered to your yard.
A Flat Rate Charge of **\$15.00** per package will apply on all orders shipped via UPS/Speedy out of Badger Warehouse.

ROUTE TRUCK, JOBSITE DELIVERY CHARGE

Residential and Commercial Jobsite Delivery Charge in our Delivery Area is **\$200.00**.
Jobsite Delivery Charge out of our Delivery Area is **\$200.00 plus Mileage (\$1.75 per mile, out of route area, round trip)**.

Jobsite Delivery Charge on a non-route day, is **\$200.00 plus Mileage (\$1.75 per mile, round trip)**.
Delay at Jobsite Charge (over 1/2 hour) is **\$75.00 per hour**.

ROUTE TRUCK with PIGGY BACK FORKLIFT, JOBSITE DELIVERY CHARGE

(Add \$105.00 (to the prices below) for Commercial Job Site Delivery.)

Jobsite Delivery Charge on a normal route day is **\$250.00 plus \$95.00 Jobsite Fee.**
Jobsite Delivery Charge on a non-route day is **\$250.00 plus Mileage (\$1.75 per mile, round trip).**
Delay at Jobsite Charge (over 1/2 hour) is **\$75.00 per hour.**

Return Information
Minimum Return Amount: \$50.00

Stock Return Policy

All returns are subject to inspection and a 25% restocking charge. Stock return goods will not be accepted after 90 days of the original invoice date, or if the product has been "Badger Discontinued" or "Factory Discontinued". All items must be returned in their original carton/packaging and be in good salable condition.

Return Procedure

Customers may call customer service to schedule a pick up for returned material. Once approved, a Return Material Authorization (RMA) will be issued for our driver to pick up and return the material. Drivers are not allowed to return material without an RMA.

Special Orders:

All special orders are (NCNR) non-cancelable, non-returnable unless prior approval from Sales Management. Any non-stock product returned without prior approval will be disposed of within seven days of Badger receipt and no credit will be issued.

LVL and I-Joists:

7-1/4 x 14, 16, 18 & 24' along with 9-1/4 – 11-1/4 LVL are not returnable.
Cut pieces of 9-1/2 & 11-7/8 under 12' are not returnable. Over 12' will carry a 25% restocking charge. 11-7/8 stock length I-joist are returnable with a 25% restocking charge.

***Please note:** Badger Drivers **do not** carry copies of RMA's **and** they may refuse to pick up material that is not properly wrapped. Please notify the driver when a delivery is made that you have material ready to be returned. A copy of the RMA **must** accompany the material being returned.
Do not send material back to Badger via Common Carrier.

RETURNABLE PALLETS		
Description	Badger Prod. #	Net Price
CONCRETE PALLET	PCCON	\$21.00
4X4 DOOR PALLET	PCDR4	\$225.00
4X8 DOOR PALLET	PCDR8	\$225.00
4X8X6 TALL DR PALLET	PCDR6	\$5,000.00
METAL TRIM PALLET	PCTRM	\$500.00
4X4 FLAT PALLET	PCFL4	\$50.00
4X8 FLAT PALLET	PCFL8	\$100.00
4X10 FLAT PALLET	PCFL10	\$100.00
4X12 FLAT PALLET	PCFL12	\$100.00

PRODUCT	PAGE
SECTION A - AGRICULTURAL BUILDING MATERIAL	
CORRUGATED CLEAR POLYCARBONATE	A: 2
EZ LINER & ACCESSORIES	A: 3
LOW PROFILE RIDGE VENT	A: 1
POLYAIR FILLER STRIPS	A: 1
UNI-VENT™ II	A: 1
SECTION B - WINDOWS, STORM DOORS, SKYLIGHTS, GARAGE DOORS	
GARAGE DOORS & ACCESSORIES	B: 11-13
GARAGE DOOR FRAMES	B: 14
GARAGE DOOR OPENERS & ACCESSORIES	B: 9-10
PATIO DOORS	B: 8
SKYLIGHTS	B: 6
TRAC-RITE DOORS	B: 15-16
UTILITY DOORS - INSULATED	B: 5
WINDOWS	B: 2-4
SECTION C - RESIDENTIAL AND COMMERCIAL ROOFING	
3-IN-1 ROOF FLASHING	C: 3
FELT	C: 2
FLASHING SHINGLES	C: 4
GUTTER APRON	C: 4
HIP & RIDGE	C: 1
ICE & WATER	C: 2-3
MOISTURE GUARD	C: 2-3
ROLL VALLEY	C: 4
ROOF HATCHES	C: 7
ROOF INSULATIONS	C: 5
ROOFING NAILS	C: 3
RIGID FOAM INSULATION	C: 5
SHINGLE STARTER	C: 2
SHINGLES	C: 1
TITEBOND - METAL ROOF SEALANT	C: 6
UNDERLAYMENTS	C: 2-3
WATERPROOFING	C: 4
ZAMAC HAMMER-SCREWS	C: 7

DATE: DECEMBER 22, 2022

PRODUCT	PAGE
SECTION D - BUILDING MATERIALS	
AFCO ALUMINUM RAILING SYSTEMS	D: 23-30
AREA WALLS	D: 7
CAULKS, SEALANTS & WOOD GLUE	D: 12-16
CEMENT PRODUCTS	D: 15
CONCRETE PADS	D: 17
DIAMOND PIER FOUNDATION SYSTEM	D: 17
DRAIN TILE	D: 8-9
EGRESS WINDOW WELLS	D: 7
FAIRWAY VINYL RAILING SYSTEMS	D: 19-22
FOAM INSULATION BOARD	D: 3
FOOTING PADS	D: 17
GROUND BREAKER	D: 3
HOUSE WRAP	D: 2
INSULATION	D: 1-4
LMT - LV DECK LIGHTING	D: 31-32
MONO-POSTS & FLOOR JACKS	D: 6
PERMA COLUMN DECK POSTS	D: 17
QUIKRETE PRODUCTS	D: 16
R-BOARD® SHEATHING	D: 3
REBAR	D: 18
SADDLE CAPS	D: 6
SEALCRETE	D: 18
SILICA SAND	D: 15
SILL SEALER	D: 4
SILT FENCE	D: 5
STARBORN FASTENERS & PLUG SYSTEMS	D: 38-43
SYLVANIX COMPOSITE DECKING	D: 33-35
WOOD SHIMS	D: 5
ZURI PREMIUM DECKING	D: 36-37

DATE: DECEMBER 22, 2022

PRODUCT	PAGE
SECTION E - SIDING, SOFFIT, BRICK, STONE & ACCESSORIES	
CELECT CELLULAR COMPOSITE SIDING	E: 7-9
CELLULAR PVC TRIMS	E: 10
FANFOLD UNDERLAYMENT BOARD	E: 20
INTAKE / EXHAUST MASTER	E:17
LP® SMARTSIDE®	E: 22
MOUNTING BLOCKS	E:18-19
PVC S4S TRIMBOARD	E: 11
STEEL SIDING ACCESSORIES	E: 12
SOFFIT, FASCIA & ACCESSORIES	E: 12-17
STAINLESS STEEL TRIM NAILS	E: 17
VINYL SIDING & ACCESSORIES	E: 1-6

SECTION G - NAILS, FASTENERS, STAPLES, TOOLS & JOIST HANGERS	
BARBED ROOFING NAILS	G: 1
BLUE PERMA-SEAL TAPPER SCREWS	G: 5
BRONZE TRIM SCREWS	G: 4
CABINET SCREWS	G: 3
CEMENT COATED SINKER NAILS	G: 1
CLIPPED HEAD STICK FRAMING NAILS	G: 9
COIL CEMENT BOARD SIDING NAILS	G: 9
COIL ROOFING NAILS	G: 9
COMPOSITE DECK STAR SCREWS	G: 3
FINISH NAILS - STICK	G: 9
FLAT HEAD GENERAL PURPOSE SCREWS	G: 4
FRAMING NAILS - STICK	G: 9
HARDENED POLE BARN NAILS	G: 1
INSERT BITS	G: 2
JOIST ANGLES	G: 12
JOIST HANGERS	G: 11-12
MAGNETIC HEX SOCKET	G: 6
MULTI-PURPOSE FRAMING ANCHOR	G: 10
NYLON RIVETS	G: 7
PANCAKE HEAD SCREWS	G: 7
PLASTIC-CAP NAILS	G: 2
PLY-LO SEALERS	G: 9
PLYWOOD CLIPS	G: 10
POST ANCHORS	G: 10

DATE: DECEMBER 22, 2022

PRODUCT	PAGE
SECTION G - NAILS, FASTENERS, STAPLES, TOOLS & JOIST HANGERS cont.	

POWER STUD ANCHOR	G: 5
PRONG MENDING PLATES	G: 10
PURLIN HANGERS	G: 11
RAFTER TIES	G: 10
RAFTER-TO-PLATE CONNECTORS	G: 12
RAFTER-TO-RIDGE CONNECTORS	G: 11
SELF DRILLING SCREWS	G: 7
SLOTTED STEEL ANGLES	G: 7
SMOOTH JOIST HANGER NAILS	G: 2
SPLIT-LESS WOOD SIDING NAILS	G: 2
SQUARE CUT CONCRETE MASONRY	G: 1
STAINLESS STEEL TRIM NAILS	G: 2
STAPLES	G: 8
STAR DRIVE CONSTRUCTION / LAG SCREWS	G: 3
STITCH SCREWS	G: 7
TINY HEAD FINISH SCREWS	G: 4
WOOD DECK SCREWS	G: 4
ZAMAC HAMMER-SCREW	G: 5

SECTION H - LUMBER & DECKING	
CAR SIDING	H: 5
CEDAR BOARDS	H: 5
COMPOSITE DECKING MATERIALS	H: 9-10
DECK SPINDLES - TREATED	H: 8
DOUGLAS FIR	H: 1
ENGINEERED WOOD	H: 6-8
FIRING STRIPS	H: 2
HEADERS	H: 6-7
I-JOISTS	H: 6
LAMINATED COLUMNS	H: 8
LVL	H: 7
OSB	H: 1-5
PINE BOARDS	H: 5
PLYWOOD	H: 1-5
RIMBOARD	H: 6
SHELVING	H: 4
SIDING PLYWOODS	H: 5
SOUTHERN YELLOW PINE	H: 2-4
TREATED	H: 2-3
TREATED SPINDLES	H: 8
WHITE WOODS	H: 1

CAR SIDING	H: 5
CEDAR BOARDS	H: 5
COMPOSITE DECKING MATERIALS	H: 9-10
DECK SPINDLES - TREATED	H: 8
DOUGLAS FIR	H: 1
ENGINEERED WOOD	H: 6-8
FIRING STRIPS	H: 2
HEADERS	H: 6-7
I-JOISTS	H: 6
LAMINATED COLUMNS	H: 8
LVL	H: 7
OSB	H: 1-5
PINE BOARDS	H: 5
PLYWOOD	H: 1-5
RIMBOARD	H: 6
SHELVING	H: 4
SIDING PLYWOODS	H: 5
SOUTHERN YELLOW PINE	H: 2-4
TREATED	H: 2-3
TREATED SPINDLES	H: 8
WHITE WOODS	H: 1

PRODUCT	PAGE
SECTION I - VENTILATION	
CORNICE VENTS	I: 1
CUPOLAS	I: 3
METAL SOFFIT STRIP VENT	I: 3
MOLDED ONE-PIECE LOUVERS	I: 1
RAFTER VENTS	I: 5
RIDGEVENTS	I: 4-5
TURBINE VENTILATORS	I: 3
ROOF VENTS	I: 2
WALL LOUVERS	I: 1

SECTION K - CABINETS, VANITIES, MARBLE TOPS, & FLOORING	
BADGER CABINETS BUILDER SERIES	K: 3-17
CABINET - SCREWS	K: 2
TRENDS - SOVEREIGN FLOORING	K: 20
VANITY TOPS	K: 19

THIS PAGE LEFT BLANK



MWI COMPONENTS

UNI-VENT™ II - will conform to virtually any roof panel configuration. It compresses and fills every void between your ridge cap and the roof panel. Factory applied glue strips allow the installer to roll out Uni-Vent™ and apply it to the roof panel, even in windy conditions. Then, any standard ridge cap can finish off the installation.

Prod. #	Size	Mfg #	Per Roll
A820	1" x 2" x 20'	63020001	\$48.89

CLOSURES

				Qty/ Ctn	Less'n Ctn	Full Ctn
Prod #	Description		Size			
A288	Panel Loc Plus	Outside w/Glue	1" x 3/4" x 36"	100	\$2.60	\$1.97
A289	Panel Loc Plus	Inside w/Glue	1" x 3/4" x 36"	100	\$2.60	\$1.97

LP WEATHER-TITE LOW PROFILE RIDGE VENT

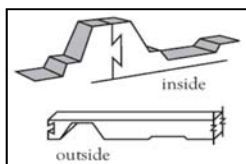
A low profile, weather-proof and pest-proof ridge vent designed to prevent moisture from entering a metal building structure, as well as insects or other airborne material like dust or plant substances. The Three-Step process is the easiest one-person installation operation for metal roof ridge vent ventilation systems.

Features & Benefits: * Marco closure material: Crosslink polyethylene foam, 2" thick, 2 lb. Density, charcoal grey color for low visibility. * Cobra Ridge Vent Materials: A single-vent material. It is a strong, durable, modified polyester, non-woven, non-wicking, fiber-based matting of three layer, non-fabric-covered ridge dimensional construction.
* Peel & Stick strips with permanent adhesive. * Screw bed for permanent installation.
* Special cut contours keep out moisture and pests. * Prevents wind Driven rain infiltration.
* 40-year Warranty.

NOTE: Pitch must be greater than 6" between major rib.

Prod #	Description	Used With	Qty/Ctn	1-14 Ctns	15+ Ctns
I565	6587-RVLP20	Panel Loc Plus	25 - 3' Pcs.	\$280.32	\$265.85

www.lpridgevent.com




POLYAIR FILLER STRIPS

*** Priced Per Roll ***

Can be used in all metal buildings to seal openings weather-tight.

Prod #	Size	Rolls/Ctn	Less'n Ctn	Full Ctn	5+ Ctns
A281	1" x 1-1/2" x 10' roll	60	\$11.42	\$9.55	\$8.38

**LITE PANELS****COVERLITE MR9" CORRUGATED CLEAR POLYCARBONATE**

CoverLite® MR9" polycarbonate corrugated sheets are available in standard colors of clear, opal, bronze, and softlite. In addition to high light transmission and optical properties, durable CoverLite® MR 9" and MR 12" panels match most standard metal roofing profiles. Making a simple skylight or sidelite is a snap with these corrugated polycarbonate sheets!

Prod #	Size	Color	Any Qty
A470	8' x 38"	Clear	\$45.04
A471	10' x 38"	Clear	\$56.33
A472	12' x 38"	Clear	\$67.59

**CLEAR RIDGE CAP**

Prod #	Size	Color	Any Qty
A475	25" x 10'6"	Clear	\$47.17

AGRILITE GRECA CORRUGATED PVC

Owners of agricultural and light industrial buildings regularly choose the virtually indestructible Agrilite™ Corrugated PVC Liner Panel for its remarkable durability, ease of installation, and outstanding versatility. Lightweight corrugated panels are easy to handle and require no special equipment for installation. Agrilite™ can be cut using basic woodworking tools and is easy to clean with conventional spray equipment.


Prod #	Size	Color	Any Qty
A480	12'4" x 38"	Glossy White	\$63.12
A481	16'4" x 38"	Glossy White	\$84.15
A482	20'4" x 38"	Glossy White	\$103.57

**J-CHANNEL - 50 Pcs/Box**

Prod #	Length	Color	Any Qty
A486	10'	White	\$13.17



PRODUCT SPECIFICATIONS

Profile:	3/8" x 16"	
Panel Width:	16" with 3/8" Overall Thickness (Custom Widths Available)	
Panel Lengths:	8', 10', 12', 16', & 20' (Custom Lengths Available)	
Color:	White (Special Order Colors Available)	
Fire Rating:	Class A Fire & Smoke Rating	
Hygienic Rating:	Meets FDA & CFIA Requirements	
Warranty:	10-Year Limited Warranty	

EZ LINER™ PVC TRIM SYSTEM



EZ Liner™ PVC comes with a full line of trims to help make your installation effortless and improve the look of finished interior walls and ceilings.

EZLiner™ PVC Interlocking Panel **Ideal Replacement for Conventional Walls & Ceilings**

EZ Liner™ Interlocking Panels are ideal wherever you need a smooth finish that is easy-to-clean, low maintenance, hygienic and/or abuse resistant. Perfect for lining interior walls and/or ceilings, owner of agricultural structures, light industrial buildings, cannabis facilities, and vehicle wash bays regularly choose EZ Liner™ PVC interlocking panel.

EZ Liner™ PVC panel surface is highly resistant to moisture, mold, corrosion, and most chemicals. Light in weight and easy to work with, EZ Liner™ panels require no special training or tools to install. The panel's tongue and groove design makes both vertical and horizontal installation quick and easy. The EZ Liner™ all-weather interlocking system allows for panel expansion and contraction due to temperature change for an always seamless appearance!

Manufactured from 100% virgin PVC material, EZ Liner™ PVC panels are safe to work with using normal construction practices and the waste material is recyclable. Designed for the most demanding applications, EZ Liner™ PVC interlocking liner panels meet and/or exceed modern hygienic construction and statutory building codes.

EZ Liner White Panels

Prod #	Size	Description	Pallet Qty	UOM	Per Sheet
A540	16"w x 10'l	EZ Liner	150	Sheet	\$56.68
A541	16"w x 12'l	EZ Liner	150	Sheet	\$68.00
A542	16"w x 16'l	EZ Liner	150	Sheet	\$90.68
A543	16"w x 20'l	EZ Liner	150	Sheet	\$113.34

EZ Liner White Trims

Prod #	Size	Description	Ctn Qty	UOM	Per Each
A550	12' Long	2pc Crown Trim	50	Each	\$81.81
A551	16' Long	Sill Trim	50	Each	\$90.76
A552	12' Long	Base/Drip Trim	50	Each	\$12.40
A553	12' Long	90deg Corner	50	Each	\$23.25
A554	12' Long	45 H Trim	50	Each	\$44.15
A555	12' Long	Inside Cove	50	Each	\$17.24
A556	12' Long	J-Trim	50	Each	\$22.75
A557	12' Long	Multi H	50	Each	\$47.01
A558	12' Long	2pc H-Divider	50	Each	\$52.52
A559	12' Long	2pc Multi Corner	50	Each	\$71.26
Prod #	Size	Pcs/Bag	Bags/Ctn	Bags/Ctn	Per Bag

Pancake Head Screws

TC0001	#10 x 1" SS	250	n/a	\$105.60
--------	-------------	-----	-----	----------

Square Stainless Steel Wood Screws

TC0002	#8x1-1/4"	100	n/a	\$50.72
--------	-----------	-----	-----	---------

Hex Wood Zinc Screws

TC0003	2"	250	n/a	\$161.94
--------	----	-----	-----	----------

THIS PAGE LEFT BLANK

Look to Badger for all Your Millwork Needs

WINDOWS

Cornbelt Aluminum

Lindsay Vinyl

Hy-Lite Operating & Fixed Acrylic Block Windows

JJJ Specialties Polyurethane Clad Octagons/Specialty Products

Plyco Utility Units

Quaker Vinyl, Aluminum Clad & Aluminum/Commercial/Storm Windows

GARAGE, PATIO, UTILITY & STORM DOORS

Merrill Millwork Patio Doors

Quaker Vinyl & Clad Wood Patio Doors

Lindsay Vinyl Patio Doors

Plyco Utility Doors

Pella Storm Doors

CHI Garage Doors

Trac Rite Roll-Up Doors

Quaker Aluminum Entry Systems

Aluminum Clad Garage Door Frames

SKYLIGHTS

Wasco

Sun Tunnel

MISCELLANEOUS

Chamberlain Garage Door Operators

Hy-Lite Acrylic Block Windows & Walls

Life-Time Poly Millwork

Screen Tight Porch Screening System

EXTERIOR & INTERIOR DOORS, HARDWARE & STAIRPARTS

See Badger's Interior Millwork Catalog



Patio Door



Sliding
Window



Casement
Window



Picture
Window



Double-Hung
Window



Bay Window



Bow Window



Vinyl Windows and Patio Doors

New Construction & replacement.

- * Fusion welded sash and frame means utmost in strength and durability.
- * Heavy walled construction (0.070 wall thickness).
- * 3/4" insulating glass with Super Spacer® warm edge spacer system.
- * Soft coat LoE² glass with argon option.
- * Energy Star approved and exceeds NFRC standards.
- * Limited lifetime warranty on all componets: non-prorated and transferable.
- * White and Sandstone solid color and limitless exterior paint colors.
- * Multiple grille and glass options.
- * Woodgrain interiors available.

Lindsay Windows has been manufacturing quality windows since 1947 and has a track record of satisfied customers due to their experience and technology.





QUAKER WINDOWS & PATIO DOORS

Quaker is one of the most diversified window companies in the United States, manufacturing vinyl, clad wood and aluminum windows for all building types for over 60 years. Their state-of-the-art factories manufacture windows and patio doors for everything from cabins to high-rises and provide affordable quality and energy efficiency all along the way.



VINYL WINDOWS & DOORS: Manchester new construction and AdvantEdge replacement vinyl windows, along with Vinyl Glide sliding patio doors are available in white, sandstone & beige solid colors, which are also paintable in 9 colors. Energy Star compliant glazing is available in all vinyl products.

CLADWOOD WINDOWS & PATIO DOORS: Brighton series windows and Quaker's patio door series offer the warmth of a wood interior with extruded aluminum exteriors for long lasting beauty. ClassicFit replacement DH's offer the same advantages for remodeling. All are available in 11 exterior colors and with numerous glazing options.

ALUMINUM WINDOWS & DOORS: Quaker's thermal break aluminum series are designed for new construction and replacements in everything from residential to commercial applications. They can be very simple or meet the most demanding architectural designs, plus have options for conforming to the most stringent historical specifications. Specialty glass types, painted and anodized finishes, plus employees familiar with commercial projects mean Quaker can supply all your commercial needs. Quaker also brings commercial work within the scope of everyday carpenters with simple installation aides and snap-on trim pieces for even the most complicated projects.



Awning



Casement



Double Hung




Slider



Bay



Single Hung



Geometrics

EXPAND YOUR OPTIONS WITH QUAKER WINDOWS !!
Committed to "A Tradition of Quality"

HORIZONTAL SLIDER VINYL WINDOWS:

New construction windows with integral nail fins (1-1/4" nail fin set back), external j-channel, clear insulated glass and inside half screen.


				** Priced Per Window **	
Prod.#	Color	Rough Opening	Actual Size	1-9	10+
3'0" x 3'0"					
B0511L	White	3'0" x 3'0"	35-1/2" x 35-1/2"	\$247.56	\$236.52
4'0" x 2'0"					
B0520L	White	4'0" x 2'0"	47-1/2" x 23-1/2"	\$238.86	\$228.21
4'0" x 3'0"					
B0521L	White	4'0" x 3'0"	47-1/2" x 35-1/2"	\$286.64	\$273.86
4'0" x 4'0" : (does not qualify for egress).					
B0522L	White	4'0" x 4'0"	47-1/2" x 47-1/2"	\$338.76	\$323.66



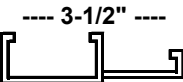
SERIES 1000 W/ SCREEN

Features: Windows roll on metal rollers – there's no grinding, grating or sticking. Exterior nailing fins with pre-punched holes for ease of installation. The exterior operating sash and screen remove to the inside for cleaning or repair. No exterior priming or painting necessary. Automatic locking sash. Two-piece aluminum sill with a sloped pitch for maximum water drainage and superior strength. Ideal for 3-season rooms.

Prod #	Color	Rough Opening	Actual Size	1-3	4-20	21+
B0320	White	46-3/4" x 22-3/4"	46-1/4" x 22-1/4"	\$209.00	\$194.74	\$182.67
B0321	Bronze	46-3/4" x 22-3/4"	46-1/4" x 22-1/4"	\$209.00	\$194.74	\$182.67



**SERIES 99**

3-1/2" Jamb 



Blank



1 Lite -
20 x 24
Left Hand
Out Swing
Style A



1 Lite -
20 x 24
Right Hand
Out Swing
Style B

INSULATED UTILITY DOOR

*Pre-Hung 4-Way Universal Swing . *Energy Saving. *Maintenance Free Aluminum framed door with insulated, white embossed steel or vinyl panel, 3 hinges applied.
*Drilled for standard lockset. *Door is complete with threshold and individually car-
toned. *Installation screws included. *Lockset sold separately below.

OS - Outside Building View - Out-swing

IS - Inside Building View - In-swing

WITHOUT LOCKSET**SERIES 99E Steel Skin**

Prod #	Mfg #	Overall Dimension	Per Each
B0711-NLC	#99EMFS2868 Blank	33-7/16" x 81-3/8"	\$760.94
B0712-NLC	#99EMFS3068 Blank	37-7/16" x 81-3/8"	\$760.94
B0713-NLC	#99EMFS3068 ILA RH w/1-20 x 24 Lite Right Hand Swing Style B	37-7/16" x 81-3/8"	\$955.45
B0714-NLC	#99EMFS3068 ILA LH w/1-20 x 24 Lite Left Hand Swing Style A	37-7/16" x 81-3/8"	\$955.45

***** Please Note: New 99E Series (white or mill finish options) will have a rolled edge frame vs. a "picture" frame *****

EZ Set Grade 2 Commercial Lockset - with adjustable trim ring for 1-1/2" – 2" door thickness

Prod #	Per Lockset
B0707C	\$111.50

CALL THE BADGER OFFICE FOR OTHER SIZES -- (SPECIAL ORDER)

www.plyco.com



SOLATUBE 160 ISn / DS	160 & 290 Extension Tubes	160 & 290 0-90 ° Ext Tubes	SOLATUBE 290 ISn / DS
----------------------------------	--	---	----------------------------------

Solatube 160 ISn: Daylight with Night Light 43" top to bottom installation.

The Solatube 160 ISn delivers daylight to spaces up to 200 sq. ft, such as bathrooms, laundry rooms, closets and hallways, or in multiples for larger rooms. Includes an integrated Solar Electric NightLight for a soft glow at night and qualifies for a 30% federal tax credit.

Prod #	MFG #	Size	Description	Per Each
B1000	120920	10"	Pitched	\$539.50
B1002	120870	10"	Not Pitched (no ext. tubes)	\$451.86

Solatube 160 DS: Simply Daylight 18" top to bottom installation.

The Solatube 160 DS provides the same daylighting as the Solatube 160 ISn, but without the integrated solar-powered nightlight or tax credit. Single Pack Kit w/pitched metal flashing, Vusion™ diffuser, Softening Effect Lens (no ext. tubes).

Prod #	MFG #	Size	Description	Per Each
B1011	120600	10"	Pitched (no ext. tubes)	\$420.90

Spectralight® Infinity Extension Tube:

Extension tubes can be added in increments of 16 in. (400 mm) or 24 in. (600 mm) for long runs without sacrificing performance. The secret is the unrivaled reflectivity of Spectralight® Infinity tubing, making it possible to create up to 90 degree angles and long tube runs up to 30 ft. (9 m).

Prod #	MFG #	Description	Per Each
B1003	320040	16" Solatube 160 DS Ext Tube (Tape & Screws Included)	\$50.37
B1004	320060	24" Solatube 160 DS Ext Tube (Tape & Screws Included)	\$75.54
B1015	301960	0-90 ° 23" Ext Tube 160 DS (Tape & Screws Sold Separately)	\$94.46

Solatube 290 ISn: Daylight with NightLight

The Solatube 290 ISn delivers brilliant illumination to spaces up to 300 sq. ft, such as the kitchen, family room, master bath, and large entryway. Includes an integrated Solar Electric NightLight for a soft glow at night and qualifies for a 30% federal tax credit.

Prod #	MFG #	Size	Description	Per Each
B1005	121210	14"	Pitched	\$753.54
B1006	121080	14"	Not Pitched (no ext. tubes)	\$641.86

Solatube 290 DS: Natural Light w/18" top to bottom installation.

The Solatube 290 DS provides the same daylighting as the Solatube 290 ISn, but without the integrated solar-powered nightlight or tax credit. Single Pack Kit w/pitched metal flashing, Vusion™ diffuser, Softening Effect Lens (no ext. tubes).

Prod #	MFG #	Size	Description	Per Each
B1012	121530	14"	Pitched (no ext. tubes)	\$610.88

Spectralight® Infinity Extension Tube:

Extension tubes can be added in increments of 16 in. (400 mm) or 24 in. (600 mm) for long runs without sacrificing performance. The secret is the unrivaled reflectivity of Spectralight® Infinity tubing, making it possible to create up to 90 degree angles and long tube runs up to 30 ft. (9 m).

Prod #	MFG #	Description	Per Each
B1007	320470	16" Solatube 290 DS Ext Tube (Tape & Screws Included)	\$61.83
B1008	320480	24" Solatube 290 DS Ext Tube (Tape & Screws Included)	\$92.73
B1016	301980	0-90 ° 23" Ext Tube 290 DS (Tape & Screws Sold Separately)	\$115.95

THIS PAGE HAS BEEN LEFT BLANK



***REVERSIBLE *DOUBLE WEATHERSTRIPPING
*FULLY GLAZED WATER REPELLENT PRESERVATIVE *SCREENS**

Panels may be interchanged. Rigid vinyl meeting rails, plus heavy interlocking woven pile weatherstrip. It is also frost free because of the pultruded fiberglass sill. All units are glazed with 1" tempered glass.

Ponderosa Pine is treated with a water repellent preservative.

Aluminum screen frames have long lasting fiberglass mesh and moves freely on steel rollers.

Primed or clad sliding and swinging doors are available by Special Order



www.park-vue.com

CHAMBERLAIN

CHAMBERLAIN GARAGE DOOR OPENER SYSTEMS

SECURITY+ Anti-Burglary Coding: A new standard of convenience and protection. Each time the remote control is activated, SECURITY+ automatically rolls the code over to any one of 100-billion new codes, never to be repeated.



B5805



B5806



B5807

		*** Priced Per Opener ***	
Prod #	Model #	1-5 Each	6+ Each
MODEL C2102 - CHAIN (Replaces C203)			
Features and Benefits: 100 Watts of Directional Light, Rugged Chain Drive, 1/2 HP AC Motor, Wall Control Button, One 3-Button Remote, New Safety Reversing Sensors.			
B5805	C2102	\$320.76	\$311.40
MODEL C2405 – CHAIN (Replaces C450)			
Features and Benefits: 200 Watts of Dual Light, myQ Smartphone Control, Rugged Chain Drive, 1/2 HP AC Motor, Wall Control Panel, Two 3-Button Remotes, Keypad, New Safety Reversing Sensors.			
B5806	C2405	\$446.09	\$433.08
MODEL B2202 - BELT (Replaces B353)			
Features and Benefits: 100 Watts of Directional Light, myQ Smartphone Control, Ultra-Quiet Belt Drive System, 1/2 HP AC Motor, Wall Control Button, One 3-Button Remote, New Safety Reversing sensors.			
B5807	B2202 1/2 H.P.	\$396.76	\$385.17

CHAMBERLAIN

CHAMBERLAIN GARAGE DOOR ACCESSORIES

BOX RAIL EXTENSION KITS

Prod #	Type	Model #	Each
B5874	8' Chain Drive	7708CB□P/G7708CB-P	\$83.15
B5875	10' Chain Drive	7710CB□P/G7710CB-P	\$152.85
B5876	8' Belt Drive	8808CB□P/G8808CB-P	\$120.78

Replacement Safety Sensors

Whenever there is an obstruction, the garage door will automatically reverse before causing damage. For use with every Chamberlain® Garage Door Opener manufactured after 1997. Safety sensors are required for safe use of all Chamberlain Garage Door Openers.

Prod #	Part #	Each
B5878	801CB-P/G801CB-P	\$88.51

G953EV REMOTE CONTROL

*Chamberlain OEM Replacement. *Security and compatibility customers expect. *Versatile 3-button design is perfect for in-vehicle use. *Works with ALL Chamberlain openers from 1993 to present (any Chamberlain opener with Safety Sensors). *Signal Reaches from Greater Distances. *Secure coded signal cannot be "hacked". *LED Notification Light. *Signals activation and helps with programming. *Easy Push-Button Programming. *Includes Battery and Vehicle Visor Clip. *Replaces Chamberlain 950CB, 953CB, 953D.

Prod #	Part #	Each
B5861	953EV□P2/G953EV-P2	\$98.42

G940EV KEYLESS ENTRY

*Convenient Keyless Access to the Garage. *Customers can upgrade their system or replace existing. *Expanded and Consolidated Application. *Works with ALL Chamberlain openers from 1993 to present (any Chamberlain opener with Safety Sensors). *Easy Installation and Programming. *Single button closure simplifies a secure exit. *Temporary PIN can be programmed for deliveries/guests. *Illuminated Keypad Display. *Battery and Weather Cover Included. *Replaces Chamberlain 940CB & 940D.

Prod #	Part #	Each
B5863	940EV□P2/G940EV-P2	\$106.79

KLIK3U-BK2 UNIVERSAL GARAGE DOOR REMOTE BLACK

The KLIK3U-BK2 Universal Remote replaces the KLIK1U remote. Easily replace lost remotes or add an extra one. Our new Chamberlain Universal Remote works with all major brands and can control up to two garage doors or gates.

Prod #	Part #	Each
B5864	KLIK3U-BK2	\$86.75



953EV



940EV



KL1K3U-

**FOR FAST, EFFICIENT WARRANTY OR SERVICE CONTACT:
CHAMBERLAIN...Where Ideas Become Reality.**

TOLL FREE SERVICE NUMBERS
Elmhurst, IL Nogales, AZ
Corporate Office Rio-Rico Service
1-800-323-2276 1-800-528-9131

www.chamberlain.com



C.H.I. STEEL GARAGE DOORS

Model #2250 Non-Insulated / #2251 Insulated Raised Panel Door

Built for both longevity and value, the 2250/2251 recreates the elegant look of wood with a deeply-embossed, distinctive panel design.

FEATURES:

- Door sections are formed from heavy, 25-gauge galvanized draw quality steel.
- Section joints are roll-formed into a tongue and groove which produces a superior weather seal.
 - Full height steel hardware attachment plates and white end caps.
 - Nylon rollers assure smooth, consistent, efficient and quiet operation.
- Inside stiles are made of galvanized steel and stile holes are "dimpled" for increased holding power.
- Hinges are stamped from galvanized steel in a "wide body" pattern for greater stability and longer life.
- Paint system includes .25 mil primer with rust inhibitor plus .75 mil coating of baked-on polyester paint.
 - No lock standard.
- Model 2251 includes insulation, with a white vinyl back cover, R-Value = 7.94.
 - S3 spring winding system.
- 12" headroom required on all doors, plus an additional 3" for operator.
 - All stock doors include one strut for operator prep.
 - 16 x 8 & 18 x 7 have 3 total struts. 18 x 8 has 5 total struts.
- Packaging: 2 or 3 cartons of panels, 1 carton hardware, strut(s), torsion bar w/spring, track bundle.



MODEL #2250 / NON- INSULATED			
WHITE	SIZE	SECTIONS	ANY QTY
B9347	8 x 7	4	\$1,170.69
B9350	9 x 7	4	\$1,218.81
B9355	16 x 7	4	\$1,999.06
B9351	9 x 8	5	\$1,476.42
B9353	10 x 8	5	\$1,717.76
MODEL #2251 / INSULATED w/VINYL BACK			
WHITE	SIZE	SECTIONS	ANY QTY
B9359	8 x 7	4	\$1,349.06
B9360	9 x 7	4	\$1,423.84
B9373	10 x 7	4	\$1,705.83
B9365	16 x 7	4	\$2,364.47
B9378	18 x 7	5	\$2,905.61
B9370	9 x 8	5	\$1,684.67
B9377	10 x 8	5	\$1,969.08
B9374	16 x 8	5	\$2,895.87





C.H.I. STEEL GARAGE DOORS

Model #2283 Raised Panel Sandwich Door

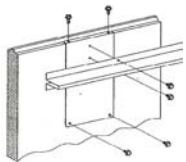
A beautifully sound, top-of-the-line model designed to be both energy efficient and low-maintenance.

FEATURES:

- 2" thick, 2-sided steel raised panel sandwich door, 27 ga. Inside & Outside
- Core is 1-13/16"CFC-free polystyrene insulation -glued both sides - R-Value: 9.65.
 - Full height steel hardware attachment plates and white end caps.
 - Nylon rollers (up to 8' tall) or steel rollers for consistently smooth operation.
- Heavy duty 16 ga. (up to 8' tall) or 14 ga. hinges with 'wide body' pattern for greater stability and longer life.
- Paint system includes .25 mil primer with rust inhibitor plus .75 mil coating of baked on polyester paint.
- Special Order doors are available in eight designer colors. Inside is always white.
 - No lock standard.
 - S3 spring winding system.
- 12" headroom required on all doors, plus an additional 3" for operator.
 - All stock doors include one strut for operator prep.
 - 16 x 8 has 3 total struts.
 - 10 x 8 has operator attachment plate included (no center style).
- Packaging: 2 or 3 cartons of panels, 1 carton hardware, strut(s), torsion bar w/spring, track bundle.



MODEL #2283 / INSULATED			
2283 WHITE	SIZE	SECTIONS	ANY QTY
B9450	9 x 7	4	\$1,824.20
B9451	16 x 7	4	\$3,024.36
B9452	9 x 8	5	\$2,344.58
B9453	10 x 8	5	\$2,632.28
B9454	16 x 8	5	\$3,665.80
CHI model #2283 replaces #2285			





GARAGE DOOR ACCESSORIES

Prod #		Description				** Priced Per Each **	
B9340		Outside Center Key Lock				\$77.60	
B9345		Inside Side Lock				\$8.97	
B9291		CHI Strut - 9'				\$55.25	
B9292		CHI Strut - 10'				\$61.39	
B9342		CHI Strut - 16'				\$98.23	
B9343		CHI Strut - 18'				\$136.82	
CHI Operator Attachment Plate for Sandwich Doors: (For 10',12', 14' & 15' doors.)							
Prod #						** Priced Per Plate **	
B9289						\$62.12	
13 ga Punched Angle: 1-1/4"x1-1/4"x 8'							
Prod #						** Priced Per Each **	
B6173						\$42.03	
Slotted Steel Angle: 1-1/2"x1-1/2"x10'						** Priced Per Each **	
Prod #						1 -- 9	10 +
G0859						\$36.27	\$34.67
CHI Garage Door Stop						** Priced Per Piece **	
Almond	Bronze	Brown	Sand	White	Size	1 – 14	15+
----	----	----	-----	B9387	7 LF	\$45.24	\$38.60
----	B9397	----	B9394	----	9 LF	\$57.61	\$49.15
B9381	-----	-----	-----	-----	16 LF	\$102.54	\$87.49
3-1/2” Vinyl Astragal							
Prod #	Mfg #		UOM			** Priced Per UOM **	
B9410-LF	336002		Lineal Foot			\$3.11	



Cross Section

CLAD GARAGE DOOR FRAMES

~~~ CROWNLINE / PRO SERIES WITH COMPOSITE BACKER~~~

* .062 (16 ga.) extruded aluminum cladding with vinyl nail fin, pre-assembled to composite HDPE backer (replaces wood backer).

* No wood means: No rot, No water-wicking, No warping, No bug infestation.

* Aluminum corner gussets = stronger corners = clean miters.

* Easy installation. * Limited Lifetime warranty. * Patent pending.

Standard: 5-1/2" Jamb, for 2 x 4 walls

90 degree Corners

Shipped KD (1 set per carton)

Prod #	Size	Color	Any Qty
B6330N	9 x 7	Black	\$474.92
B6332N	9 x 8	Black	\$515.85
B6329N	10 x 8	Black	\$536.31
B6334N	16 x 7	Black	\$618.18
B6336N	16 x 8	Black	\$659.10
B6338N	18 x 8	Black	\$701.21
B6230N	9 x 7	White	\$474.92
B6232N	9 x 8	White	\$515.85
B6229N	10 x 8	White	\$536.31
B6234N	16 x 7	White	\$618.18
B6236N	16 x 8	White	\$659.10
B6240N	18 x 7	White	\$659.10
B6238N	18 x 8	White	\$700.04

Standard: 7-1/2" Jamb, for 2 x 6 walls

90 degree Corners

Shipped KD (1 set per carton)

Prod #	Size	Color	Any Qty
B6310	9 x 7	Black	\$680.85
B6315	9 x 8	Black	\$739.68
B6320	10 x 8	Black	\$769.10
B6330	16 x 7	Black	\$886.77
B6335	16 x 8	Black	\$945.60
B6336	18 x 8	Black	\$1,004.45
B6410	9 x 7	White	\$680.85
B6415	9 x 8	White	\$739.68
B6420	10 x 8	White	\$769.10
B6430	16 x 7	White	\$886.77
B6435	16 x 8	White	\$945.60
B6436	18 x 8	White	\$1,004.45

Special Order Colors Available:

Bronze, Bahama Brown, Terratone, Green, Almond, Eggshell, Wineberry & Beige.

***Note:** Rough opening should be 3" wider and 1-1/2" higher than desired finished opening.



Available in four models: 944 doors are best suited for self storage, residential and some light-commercial applications. 955 doors, available in larger sizes, are designed for higher cycle use and best suited for light commercial applications. 944WL and 955WL models are windlock door options designed for maximum wind load resistance.

Available in 11 standard, prefinished colors: Garnet, Desert Tan, Cedar Red, Royal Blue, Polar blue, Evergreen, Iced White, Continental Brown, Sunset Orange, Shale & Bright White.

Strong, Durable Materials: Solid 26-gauge, Grade 80 rigid-rib steel curtain is durable, attractive, and requires little maintenance. Drums, designed to support panel length, assure proper support and smooth operation.

Easy to Install: Factory pre-assembled door nest is easy and economical to install. Roll-up design offers easier installation. Factory-punched holes in brackets and guides allow for quick installation.

Smooth, Quiet Operation: Sturdy zinc-coated steel guides with polypropylene runners allow doors to operate easily. Low maintenance bearings, standard on all Trac-Rite doors, assure smooth operation.

Minimal Back Room Required: Roll-up design allows for minimal back room and reduced head room requirements which is beneficial when working with high eave structures.

Rust Resistant: Aluminum bottom assembly, stainless steel bolts, and Thermal Plastic Elastomer (TPE) astragal provides corrosion resistance.

Full Line of Accessories: Motor operators, chain hoists, insulation. Top and side seals are also available to provide weather resistance perimeter seal.

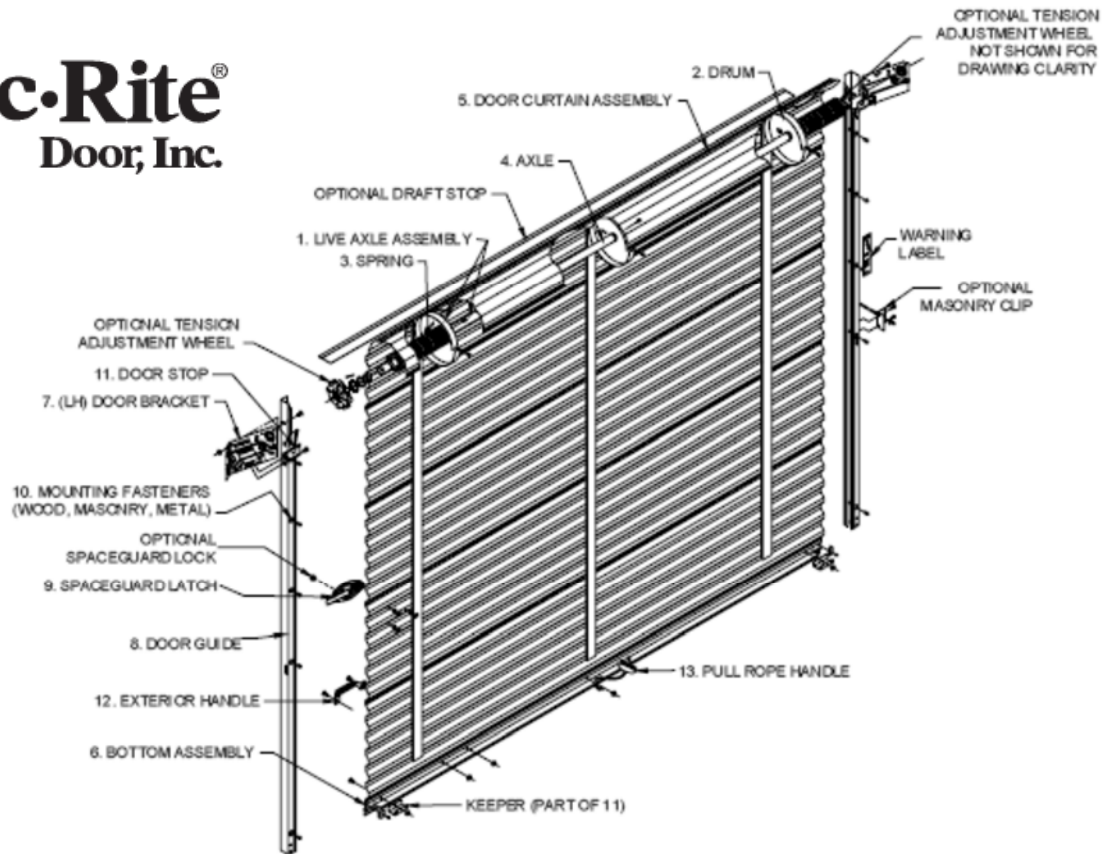
MODEL COMPARISONS

	MODEL 944	MODEL 955
<u>Width Range</u>	3' to 11'	5' to 12'
<u>Height Range</u>	3' to 10'4"	3" to 14'2"
1. Design Type:	Live axle: door axle rotates in bracket	Live axle: door axle rotates in bracket
2. Drums:	Stamped, continuously welded at the hub 9-5/8" diameter spiral x 1-1/4" wide 18-gauge, zinc coated steel 2 drums with doors up to 5' wide 3 drums with doors over 5' wide	Stamped, continuously welded at the hub 12" diameter x 1-1/2" wide 16-gauge, zinc coated steel 3 drums with doors up to 8' wide 4 drums with doors over 8' wide
3. Springs:	Helical torsion 1 spring for doors 5' wide and smaller 2 springs for doors wider than 5'	Helical torsion 1 spring for all width doors less than 5' high 1 spring for doors 7'11" wide and smaller 2 springs for doors 8' wide and larger
4. Axle:	1-5/16" O.D., high yield structural steel tubing	1-5/16" O.D., schedule 80 steel pipe
5. Brackets:	12-gauge cold-formed zinc-coated steel	10-gauge cold-formed zinc-coated steel
6. Bearing:	Grease-packed ball bearing in bracket	Grease-packed ball bearing in bracket
7. Guides:	18-gauge zinc-coated. 1-1/2" deep Polypropylene guide runners attached	16-gauge zinc-coated. 2-3/4" deep
8. Exterior Lock:	13-gauge stainless steel Stainless steel carriage bolts Two padlock design	
9. Interior Lock:		12-gauge zinc-coated steel slide bolt Two padlock design
10. Mounting Fasteners:		
Steel:	Bracket – 5/16" diameter bolts and nuts Jamb – 1/4" x 7/8" self-drilling screws	Bracket – 3/8" diameter bolts and nuts Jamb – 1/4" x 1" self-drilling screws
Wood:	Bracket – 5/16" x 1-5/8" washer head tags Jamb – 1/4" x 2" self-drilling screws	Bracket – 3/8" x 2-1/3" washer head tags Jamb – 1/4" x 1-1/2" self-drilling screws
Concrete:	Clip type system with 5/16" diameter expansion anchors for both brackets and jambs (sold separately)	Mounting clips sold separately
11. Door Stop:	12-gauge zinc coated door stops	12-gauge zinc coated L-shaped door stops
12. Exterior Handle:	Powder coated, zinc plated outside	Powder coated, zinc plated outside
13. Pull Rope Handle:	Molded plastic rope handle	Molded plastic rope handle



Model 944

Wind Load Ratings	
Door Width	PSF Rating
5' 0"	56.0
6' 0"	42.0
7' 0"	30.0
8' 0"	24.0
8' 8"	23.0
9' 0"	22.0
10' 0"	18.0
11' 0"	16.0



Model 944 doors come standard with one (1) exterior lock and wood or metal fasteners.
Allow four (4) weeks delivery.

MODEL 944 SELECTION CHART					
OPENING HEIGHT *					
OPENING WIDTH	3'0" – 5'4"	5'5" – 7'0"	7'1" – 8'8"	8'9" – 10'4"	10'5" – 12'0"
2'10" – 3'0"	\$499	\$546	\$580	\$627	N/A
3'1" – 3'8"	\$522	\$574	\$615	\$665	N/A
3'9" – 4'0"	\$536	\$587	\$665	\$715	N/A
4'1" – 5'0"	\$574	\$632	\$715	\$774	N/A
5'1" – 6'0"	\$695	\$766	\$826	\$896	\$1,494
6'1" – 7'0"	\$733	\$809	\$879	\$955	\$1,494
7'1" – 8'0"	\$771	\$852	\$992	\$1,075	\$1,391
8'1" – 8'8"	\$798	\$887	\$1,023	\$1,118	\$1,433
8'9" – 9'0"	\$806	\$899	\$1,042	\$1,131	\$1,454
9'1" – 10'0"	\$922	\$1,018	\$1,108	\$1,207	\$1,519
10'1" – 11'0"	\$964	\$1,060	\$1,161	\$1,265	\$1,580
11'1" – 12'0"	\$1,299	\$1,401	\$1,503	\$1,604	\$1,741
4:1 Chain Hoist Recommended for Shaded Area					

* DOORS ARE ORDERED BY OPENING SIZE AND WILL OVERLAP OPENING ON BOTH SIDES BY 1-1/2"

A crating charge (GDCRATE) will apply to all one or two door orders at the rate of \$6.00 (NET) per lineal foot of width. The minimum charge per door is \$36.00 (NET).

Call Badger's office for quantity discounts and Model 955 Series pricing.

**HERITAGE® SHINGLES: Algae Resistant**

HERITAGE® shingles feature a double-layer fiberglass mat construction with a random-cut sawtooth design. The two layers of mat are coated with asphalt and then laminated together and surfaced with mineral granules. A self-sealing strip of asphalt helps provide wind resistance. Shadowtone granule blend adds extra richness and depth. Random-cut sawtooth design prevents unsightly zipper patterns. Extra-thick weather-resistant construction provides years of protection.

30 year limited warranty. U.L. Class A fire rated and U.L. wind related.



Classic Heritage® colors are time-honored favorites that create a traditional look.

Heritage® America's Natural Colors® add a contemporary flair with dramatic and vibrant hues.

Heritage® Woodgate™ are designed with a wider cut that conveys a rugged yet refined wood-shake look. Unique color blend complements the expansive look and allows for more dramatic color distribution across the shingle. Enhanced shadow line further intensifies the rustic shake-like beauty.

Limited Warranty		Dimensions w x l		Pcs/Sq	Bds/Sq	Sq/Pallet	Weight
30 years		13-1/4" x 39-3/8"		80	3	13	222#
Classic Heritage®							
Bundle	Square	Color	Prod #	Color	Prod #		
Call For Pricing		Rustic Black	C0932	Rustic Slate	C0934		
		Rustic Cedar	C0933	Weathered Wood	C0935		
Heritage® America's Natural Colors®							
Bundle	Square	Color	Prod #	Color	Prod #		
Call For Pricing		Natural Timber	C0941	Painted Desert	*C0945		
		Thunderstorm Gray	C0942				
		Mountain Slate	C0944				

Heritage® Hip and Ridge

Fiberglass mat, asphalt, ceramic mineral granules. Size: 12" x 12", 3 bundles/100 lf.

Bundle	Color	Prod #	Color	Prod #	Color	Prod #
\$93.73	Rustic Black	C0958	Black Walnut	C0961	Thunderstorm Gray	C0978
	Rustic Cedar	C0959	Painted Desert	*C0969	Mountain Slate	C0980
	Rustic Slate	C0960	Weathered Wood	C0970	Natural Timber	C0977

TAMKO offers a complete line of roofing products.
Contact your Badger sales rep for information on
40- and 50-year shingles!!!



SHINGLE STARTER

Shingle Starter - Universal Starter Course Shingles are factory cut to eliminate field cutting 3 tabs and roll roofing materials. Shingle Starter also comes with a factory sealant strip to eliminate the need for plastic cement.

Prod #	Size	Coverage	Qty/Bdl	Bdls/Pallet	Per Bdl Any Qty
C0931	10" x 40"	100 LF/Bdl	30 Shingles	52	\$73.16

ROOFING UNDERLAYMENTS

Priced Per Roll

TAMKO® TW Underlayment

Is a flexible, self-adhering rubberized asphalt sheet membrane with a polymer film on the surface and a removable treated release film on the adhesive side. It is well suited for use as an underlayment where prevention of water penetration is required including under metal roofs*. TW Underlayment also provides secondary protection against water penetration after installation of the roof system. When fasteners penetrate the TW Underlayment membrane during installation of a metal roof system, the metal roof system manufacturer's recommendations should be followed to assure watertight integrity at the fastener penetrations. *Before installing TW Underlayment under copper roofing, a design professional must be consulted to analyze the interaction of the building, roof deck, and roof assembly with regards to adequate temperature resistance.



Prod #	Size	Sq. Ft./Roll	Qty/Pallet	Mil	Any Qty
C0467	39-3/8" x 61'	200	36	40 Mil	\$215.86

LeakBarrier MS300 Ice and Water Armor


LeakBarrier MS300 Ice and Water Armor helps to protect a building's deck or internal structure against leaks caused by ice and water damming and wind-driven rain. It is highly effective in critical roofing areas such as valleys, ridges, coping joints, chimneys, vents, dormers, skylights and low-slope sections.



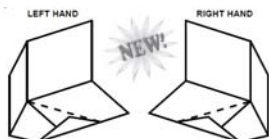
Prod #	Description	Coverage	Qty/Pallet	Less'n Pallet	Full Pallet
C0058	36" x 33'	1 square	36	\$60.88	\$57.61
C0059	36" x 65'	2 square	30	\$108.14	\$102.33



WATER-TITE



ROOFING UNDERLAYMENTS				Priced Per Roll		
Prod #	Square/Roll	Roll Size	Rolls/Pallet	Less'n Pallet	Full Pallet	
<p>FelTex®, our premium synthetic roof underlayment, is among the safest, strongest, and best-performing roof underlayments on the market. It balances strength and weight, provides dynamic steep-slope traction, and will not buckle, warp or crack. FelTex is rated for commercial and residential applications using plastic cap fasteners and roofing nails (3/8-inch head), and is an ideal underlayment for asphalt, shingles, metal, tile, slate, and a variety of sloped roofing materials. Skid-resistant surfaces and the proprietary Fiber Claw® textured surface make FelTex the best choice for steep slope applications. Whether you're working on a FelTex-protected roof, or living underneath one, you'll appreciate FelTex's quality.</p>						
C0050	10 Square	4' x 250'	36 Rolls	\$253.50	\$242.10	
<p>CoverPro 2000® combines the value-added performance of synthetic underlayment with the cost of 15 lb roofing felt. coverpro provides the features you demand for fast and simple installation and robust performance under asphalt shingle roofing. Manufactured from 100% synthetic materials, CoverPro is the engineered solution that finally offers the performance you need, at a price competitive with 15 lb felt. Faster installation, better installed performance, a 20-year limited warranty and full-color Broadcast® custom printed advertising by WRALPLAB® makes CoverPro the right choice for your next job</p>						
C0051	10 Square	40" x 300'	56 Rolls	\$117.91	\$112.60	
ROOFING ACCESSORIES						
3-IN-1 Roof Flashing						
<p>The new water-tite 3-in-1 flashing is a unique single flashing that can be easily adjusted to fit 1-1/2", 2" or 3" pipe. By simply pulling the clearly marked tab for 2" or 3", or use as is for 1-1/2", this one flashing takes the place of 3 flashings. CHECK THESE BENEFITS: Fits all roof angles -- from flat to 45 degrees. Thermo-plastic hard base with elastomer collar.</p>						
Prod #	Mfg #	Base Size	Fits Vent Sizes	Qty/Ctn	Less'n Ctn	Full Ctn
C0020	HB-31	11-1/8" x 15"	1-1/4", 1-1/2", 2", 3"	20	\$9.28	\$8.55
Barbed Roofing Nails: Galvanized, large head. Nails per square: 320.						
Prod # (Lbs)	Prod #	Length	Gauge /Head Diameter	Approximate Nail/Lb	By the Lb	Per Ctn/Any Qty
n/a	G0064	1-1/4"	11ga. / 7/16"	229	n/a	\$140.62
n/a	G0065	1-1/2"	11ga. / 7/16"	193	n/a	\$140.62
n/a	G0066	1-3/4"	11ga. / 7/16"	168	n/a	\$140.62
n/a	G0067	2"	11ga. / 7/16"	144	n/a	\$166.98
n/a	G0068	2-1/2"	11ga. / 7/16"	137	n/a	\$166.98
					Sold Full Carton Only	
Coil Roofing Nails: 120 nails per coil. 60 coils per case.					Priced Per Carton	
Prod #	Mfg #	Size	Qty/Ctn	1-47 Ctns	48+ Ctns	
G1651	CR1-1/4"	1-1/4"	7.2M	Call For Pricing		
G1652	CR1-1/2"	1-1/2"	7.2M	\$147.47	\$135.96	
G1653	CR1-3/4"	1-3/4"	7.2M	\$134.76	\$124.24	



VALLEY & FLASHING SHINGLES

6" x 8" Flashing Shingles: Galvanized w/Crimp

Prod #	Pcs/Bndl	Full Bndl
F207	100	\$128.33

Kick Out Flashing: formed from 4x4x8 crimped shingle, seamless 130 degree deflection. (25 pcs/bndl).

Prod #	Handing	Color	Pcs/Bndl	Per Piece
F001	Left	White	25	\$22.98
F002	Right	White	25	\$22.98

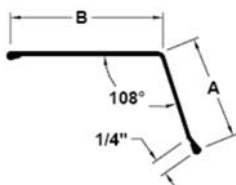
Galvanized Seamless Roll Valley: 50' Rolls

Prod #	Size	1-9 Rolls	10+ Rolls
F178	20"	\$247.02	\$223.78

TAMKO WATERPROOFING

60 mil rubberized asphalt, polyethelene reinforced, self adhesive. Ideal for below grade waterproofing applications such as foundation walls, plaza decks, balconies, earth shelters and tunnels.

Prod #	TW-60 Size	Qty/Ctn	Per Roll
C0470	36" x 67', (2 sq./roll)	30 Rolls	\$204.92



A=1-13/16"
B=2-13/16"

GUTTER ACCESSORIES

Gutter Apron with Hems - 10' Length

**** Priced Per Piece ****

Prod#	Girth	Color	Pcs/Ctn	Less'n Ctn	Full Ctn
F167	5"	White 2"x 3"	25	\$37.36	\$27.13



FOAMULAR® 250 Rigid Foam Insulation:

For exterior walls contains hundreds of millions of densely packed air cells to provide exceptional thermal performance. It's also virtually impervious to moisture, preventing loss of R-value due to moisture penetration.

FOAMULAR® weighs considerably less than plywood, OSB or other non-insulation material so it's easier, faster and safer to install. Plus, the product's built-in rigidity means it can be scored and snapped, cut, or sawed with common tools.

Sagging and settling are never a problem.

Moisture Resistance: 0.1% water absorption by volume for long-lasting performance.

Compressive Strength: Maintains top function and integrity.

Versatility: Engineered for a variety of sidewall, below-grade and roofing applications.

Thermal Performance: Made from high-density, closed-cell extruded polystyrene foam.

Easy Installation: Saves time and money since it is fast and efficient to install.

#250 (Minimum 25 PSI Compressive Strength – Yellow): R= 5.4 Per Inch

Prod #	Type	Thick	W x L	Shts/Unit	Priced Per Sheet
					Any Qty
D0415F	TG	1"	48" x 96"	96	CALL FOR PRICING
D0418F	TG	1"	48" x 108"	96	CALL FOR PRICING
D0419F	SE	3/4"	48" x 96"	120	CALL FOR PRICING
D0416F	SSE	1-1/2"	48" x 96"	64	CALL FOR PRICING
D0417F	SSE	2"	48" x 96"	48	CALL FOR PRICING
D0420F	SSE	3"	48" x 96"	32	CALL FOR PRICING





TITEBOND® WEATHERMASTER™ METAL ROOF SEALANT:

Is specifically formulated to outperform all other sealant technologies, including silicones, tri-polymers, and Polyurethanes. This superior polymer formula provides a waterproof seal against water, wind, dust and dirt.

It offers exceptional adhesion to Kynar™ coated metal materials, along with standard metal, aluminum, steel, galvanized bonderized surfaces, plastics and glass. The product is ideal for use on a wide variety of metal roof, trim, architectural metal siding, aluminum, galvanized steel, galvanized gutters, flashing and downspouts.

It also provides unbeatable adhesion to wood, brass and other common building substrates.

Prod #	Mfg #	Size	Color	Qty/Ctn	Less'n Ctn	Full Ctn
D4299	61111	1/10 gal.	TRANSLUCENT	12	\$12.81	\$11.98
D4300	61001	1/10 gal.	WHITE	12	\$10.60	\$9.91
See Chart Below		1/10 gal.	(COLORS)	12	\$10.68	\$9.98



METAL ROOF WEATHERMASTER™ SEALANT COLOR CROSS REFERENCE CHART

BADGER PROD #	MFG#	TITEBOND COLOR	PAC CLAD/ PETERSEN COLOR	CENTRAL STATES COLOR
D4402	61601	BEIGE	SANDSTONE	LT. STONE
D4404	61621	BEIGE	SIERRA TAN	---
D4320	61121	BLACK	MATTE BLACK	BLACK
D4460	62221	BLUE	---	---
D4360	61341	BRONZE	DARK BRONZE	---
D4440	62071	CLAY	---	GRAY
D4441	62081	CLAY	GRANITE	TAUPE
D4480	62401	GRAY	---	---
D4481	62421	GRAY	SLATE GRAY	---
D4482	62461	GRAY	---	CHARCOAL
D4421	61821	GREEN	FOREST GREEN	HUNTER
D4422	61831	GREEN	---	FOREST
D4500	62611	MISC	---	GALV
D4381	61441	RED	COLONIAL RED	---
D4301	61011	WHITE	---	ARCTIC

FULL CARTONS MAY BE COMBINED FOR PRICING.

www.titebond.com



J.L. INDUSTRIES ROOF HATCHES

Single leaf hatches. Galvanized steel, primed painted, second dimension is hinged side. BRHG series roof hatches provide convenient, weather-tight access to the roof of a building and may be opened to meet the occasional need for auxiliary ventilation. Babcock Davis hatch covers use specially designed hinges to open to a full 90o, while a sturdy hold open arm allows the hatch to remain open.

SPECIFICATIONS:

U Value: 0.173 to .093; Insulation: 1" or 2" styrofoam; Cover Curb: 14 gauge;
Cover Liner: 22 gauge; Corrosion Protection: mill applied electrostatic zinc coating;
Counter Flashing: 14 gauge; Painted Surface: corrosion resistant prime painted.

**CALL BADGER FOR SIZES AND TYPES OF
ROOF HATCHES !!**

Powers
FASTENERS



ZAMAC HAMMER-SCREW: One Piece Screw Anchor.					** Pricing Per Box **	
Zamac Hammer - Screw Anchor - Mushroom Head PFH Screw						
Prod #	Mfg #	Size	Pcs/Box	Qty/Case	Brkn Case	Full Case
G2052	02844-PWR	1/4 x 1-1/2	100	5 Boxes	\$68.69	\$65.52
G2055	02850-PWR	1/4 x 3	100	5 Boxes	\$142.29	\$135.72

**See Section "G" for the balance
of Badger's inventoried nails,
fasteners, and screws.**

THIS PAGE LEFT BLANK

FIBERGLASS INSULATION						* Price Per Bag / Roll *	
Prod #	Mfg #	Size	R-Factor	Thickness	Sq/Pkg	Per Roll	Per M Sq. Ft:
Friction Fit (Unfaced)							
Batts in Bag							
D0851G	106086	15.25" x 94"	R19	6-1/2"	99.55	\$118.22	\$1,187.54
D0853G	106131	23.25" x 94"	R19	6-1/4"	136.59	\$162.21	\$1,187.57
D0856G	106090	24" x 48"	R30	10-1/4"	88	\$170.63	\$1,938.98
D0859G	106106	24" x 48"	R38	13"	64	\$149.34	\$2,333.44
D0858G	106188	15" x 93"	R21	5-1/2"	67.81	\$105.43	\$1,554.79
D0839G	106168	23" x 93"	R13	3-1/2"	163.4	\$117.02	\$716.16
Rolls							
D0854G	106378	15" x 39'2"	R19	6-1/2"	48.96	\$59.93	\$1,224.06
D0855G	106379	23" x 39'2"	R19	6-1/2"	75.06	\$91.91	\$1,224.49
Kraft Faced Batts in Bags							
D0864G	106140	15" x 93"	R13	3-1/2"	116.25	\$126.59	\$1,088.95
D0871G	106124	23" x 93"	R13	3-1/2"	163.4	\$177.93	\$1,088.92
D0865G	106095	15" x 94"	R19	6-1/4"	97.92	\$124.46	\$1,271.04
D0870G	106206	23" x 94"	R19	6-1/4"	135.13	\$171.73	\$1,270.85
D0867G	106096	24" x 48"	R30	10-1/4"	88	\$179.16	\$2,035.91
D0868G	106097	24" x 48"	R38	13"	64	\$160.24	\$2,503.75



HomeGuard Housewrap offers a complete solution to protecting the building envelope from the weather's elements. HomeGuard Housewrap is a micro-perforated, woven weather resistive barrier. HomeGuard HP Plus is a non-woven, non-perforated, water vapor permeable, air barrier and protects the building envelope from air, wind, rain and moisture. HomeGuard Butyl Flashing and HomeGuard Seam Tape complete the weather barrier system. Backed by a 10 year warranty and available in several different sizes, HomeGuard products are the right choice for your building project.

HomeGuard Housewrap

HomeGuard Housewrap is a woven, perforated, high-quality polyolefin housewrap. Its micro-perforations allow moisture vapor to pass through yet protects the exterior wall system as a water resistant barrier. As a preventative for air infiltration, HomeGuard housewrap reduces air infiltration, which increases the efficiency of a building's insulation system and saves on heating and cooling costs. HomeGuard housewrap is durable, able to withstand harsh jobsite conditions and it is UV resistant for up to 6 months.

Prod #	Size	Qty/Pallet	*** Priced Per Roll***
D3001	9' x 100'	78/Rolls	\$73.33
D3011	10' x 100'	78/Rolls	\$82.15

CALL BADGER FOR HOUSEWRAP PRICING ON PALLET ORDERS WITH CUSTOM LOGO

HomeGuard Titan Drainage Wrap

HomeGuard® TITAN® is an advanced Non-Woven, Non-Perforated, Housewrap & Air Barrier Material that has been engineered as a Drainage Material to provide superior performance while exceeding the most stringent criteria for the Building Thermal Envelope. With premium performance in Air Holdout and Water Resistance, TITAN non-perforated housewrap minimizes air intrusion and maximizes the thermal efficiency of the best designed wall systems.

Prod #	Size	Qty/Ctn	*** Priced Per Roll***
D3022	9' x 100'	64/Rolls	\$186.47
D3023	10' x 100'	64/Rolls	\$206.89
D3022B	9' x 100' w/Badger Logo	64/Rolls	\$186.47
D3023B	10' x 100' w/Badger Logo	64/Rolls	\$206.89

HomeGuard Synthetic Flashing

HomeGuard synthetic flashing is a high tack, high performance self-adhered window and door flashing tape designed with a wide application temperature range from -20F to extreme heat without requiring primer or mechanical fasteners.

Prod #	Size	Qty/Ctn	Less'n Ctn	Full Ctn
D3041	4" x 75'	8/Rolls	\$42.14	\$40.26
D3042	6" x 75'	8/Rolls	\$63.22	\$60.40
D3043	9" x 75'	4/Rolls	\$94.85	\$90.62

Sheathing Tape

High-density polyethylene facer coated with an acrylic adhesive designed for sealing seams.

Prod #	Size	Qty/Ctn	Less'n Ctn	Full Ctn
D0371	1-7/8" x 165' White	24 /Rolls	\$25.02	\$23.01



FOAMULAR® 250 Rigid Foam Insulation:

For exterior walls contains hundreds of millions of densely packed air cells to provide exceptional thermal performance. It's also virtually impervious to moisture, preventing loss of R-value due to moisture penetration.

FOAMULAR® weighs considerably less than plywood, OSB or other non-insulation material so it's easier, faster and safer to install. Plus, the product's built-in rigidity means it can be scored and snapped, cut or sawed with common tools.

Sagging and settling are never a problem.

Moisture Resistance: 0.1% water absorption by volume for long-lasting performance.

Compressive Strength: Maintains top function and integrity.

Versatility: Engineered for a variety of sidewall, below-grade and roofing applications.

Thermal Performance: Made from high-density, closed-cell extruded polystyrene foam.

Easy Installation: Saves time and money since it is fast and efficient to install.

#250 (Minimum 25 PSI Compressive Strength – Yellow): R= 5.4 Per Inch

Prod #	Type	Thick	W x L	Shts/Unit	** Priced Per Sheet **
					Any Qty
D0415F	TG	1"	48" x 96"	96	CALL FOR PRICING
D0418F	TG	1"	48" x 108"	96	CALL FOR PRICING
D0419F	SE	3/4"	48" x 96"	32	CALL FOR PRICING
D0416F	SSE	1-1/2"	48" x 96"	64	CALL FOR PRICING
D0417F	SSE	2"	48" x 96"	48	CALL FOR PRICING
D0420F	SSE	3"	48" x 96"	32	CALL FOR PRICING

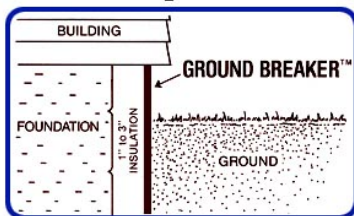
FOAMULAR® HALF INCH Thin Rigid Foam Insulation Panel:

Provides a flat smooth surface for the installation of new siding over old and an R-value of up to 3.0 (much higher than other residing underlayments) it will maximize and improve energy efficiency, especially in older houses. Natural skin surfaces make foil facing, and the problems that it presents unnecessary.

Prod #	Type	Thick	W x L	Shts/Unit	** Priced Per Sheet **
					Any Qty
D0409F	SE	1/2"	48" x 96"	160	CALL FOR PRICING



GROUND BREAKER™



GROUND BREAKER

.060 Gray Embossed lightweight fiberglass reinforced panel covers rigid foam board insulation to protect against deterioration and damage. Conserves heat.

Ground Breaker		** Priced Per Roll **	
Prod #	Size	1-9 Rolls	10+ Rolls
D0440	12" x 50'	\$173.70	\$165.58
D0441	24" x 50'	\$347.42	\$331.14

Ground Breaker Gray Vinyl Trim			** Priced Per Piece **	
Prod #	Description	Pcs/Ctn	Less'n Ctn	Full Ctn
D0443	Outside Corner - 8'	30	\$17.59	\$14.94

www.glasteel.com

www.owenscorning.com



ATLAS EnergyShield® CGF Continuous Wall Insulation

Atlas EnergyShield® CGF (formerly Rboard®) is composed of a closed cell polyisocyanurate (polyiso) foam core, faced with a non-reflective coated glass-mat facer on both sides. The blowing agent used to produce the polyiso foam core does not contain any CFCs, HCFCs or HFCs. EnergyShield® CGF has zero Ozone Depletion Potential (ODP) and negligible Global Warming Potential (GWP). Atlas EnergyShield® CGF combines high R-value, enhanced durability from two coated glass-mat facers, and water resistive attributes in a high performance rigid Wall insulation. EnergyShield® CGF is suitable for a variety of continuous insulation (CI) applications. Panel sizes are 4' by 8' or 4' by 9'. Panels can be supplied in nominal 16" and 24" widths for use masonry cavity wall applications. Custom sizes are also available.

APPLICATION:

EnergyShield® CGF is recommended for use in residential applications as well as some commercial construction applications, check local building codes for compliance. The coated glass-mat facers enhance the products durability and are more permeable than

				** Priced Per Sheet **	
Prod #	Size	R -Value	Qty/Unit	Less'n Unit	Full Unit
D0680	1/2" 4' x 8'	3	45 Sheets	\$43.53	\$39.50
D0682	3/4" 4' x 8'	4.5	31 Sheets	\$38.36	\$34.81

SILL SEALER

A 1/4-inch thick polyethylene foam gasket which prevents air leakage through the sill plate area and other cracks and crevices in a home. Resists moisture and deterioration. Covers: approximately 4 rolls per average house.



		*** Priced Per Roll ***		
Prod #	Size	1 - 7 Rolls	8-39 Rolls	40+ Rolls
D0410F	5-1/2" x 1/4" x 50'	\$13.59	\$12.21	\$10.81



WOOD SHIMS

Size: 8"x1-3/8" tapered to 1/16" or less. For best results use in pairs. Uses: Setting door jambs and window frames. Paint paddles. Leveling appliances. Shimming plates, cabinets, floors, joists, furring strips, and under splices on wood siding. A must for good workmanship. Garden markers and plant supports.

Prod #	*** Priced Per Carton ** *
D0454	\$85.24

Prod #	*** Priced Per Bundle ** *
D0454P	\$2.88

Nelson Proline 8" Contractor Shims:

Highly resistant to rotting. Bulk pack boxes. 84 shims/carton; 300 cartons/pallet.

Prod #	*** Priced Per Carton ** *
D0456	\$13.69



Contractor Silt Fence: DOT Approved						
36" Mesh. 42" x 1-1/4" x 1-1/4" Oak Stake every 10'.					* * Priced Per Roll * *	
Prod #	Mfg #	Color	Size	Qty/Pallet	Less'n Pal-let	Full Pallet
D1238	CSB-361-C	Black	3' x 100'	50 Rolls	\$62.18	\$52.84

MONO-POSTS & FLOOR JACKS

MONO-POSTS

- √ Completely Assembled. √ Final adjustment is locked forever when concrete floor is poured.
√ No unsightly adjustment handle. √ No danger of homeowner removing post or tampering with adjustment.
√ 3", 11 Ga. welded steel tube √ Up to 3" adjustment √ Complete unit...no loose parts
√ Sturdy, but light in weight √ Meets FHA specifications -- B.O.C.A. Report #94-35 if installed properly.

Concentric Axial Compression Allowable Load and Design Strength Capacities of Zip Adjustable Columns (lbf).

Prod #	Model	Outside Diameter	Nominal Wall Thickness	Design Thickness	Length	Allowable Load (for ASD)	Design Strength (for LRFD)	UOM	Any Qty
D0182	3X	3"	0.12	0.12"	6'9" to 7'1"	11,440	18,305	Each	\$129.86
D0183	3X	3"	0.12	0.12"	7'0" to 7'4"	11,195	17,910	Each	\$132.79
D0184	3X	3"	0.12	0.12"	7'3" to 7'7"	10,945	17,510	Each	\$135.72
D0185	3X	3"	0.12	0.12"	7'6" to 7'10"	10,690	17,105	Each	\$138.63
D0186	3X	3"	0.12	0.12"	7'9" to 8'1"	10,440	16,700	Each	\$141.56
D0180	3X	3"	0.12	0.12"	8'0" to 8'4"	10,180	16,290	Each	\$144.49

JACK POSTS

- √ Super support for your sagging floors and unstable stairs.
√ Securely reinforce heavy load areas. √ Flow coated with corrosion-resistant paint.
√ The handy repair tool.

Prod #	Model	Adjustment	Maximum Load (lbs)	UOM	Any Qty
D0187	SS100	4'10" - 8'4"	9,100	Each	\$138.04

**** NOT FOR USE IN NEW HOME CONSTRUCTION ****

Saddle Caps

Prod #	Description	UOM	Any Qty
D0192	Afco Saddle Cap for 2 Ply LVL	Each	\$81.04
D0193	Afco Saddle Cap for 3 Ply LVL	Each	\$81.04



[illegible]

Wis. Plastic Drain Tile

CORRUGATED PLASTIC TUBING

✓ Field Drainage ✓ Erosion Control ✓ Drain Foundation ✓ Drain Floors ✓ Gutter Drain
✓ Washer & Sump Drain ✓ Basement Window Drain ✓ Grade Control

SPECIFICATIONS

BUILDING

✓ Meets ASTM F405 Standard or Heavy Duty as marked. ✓ Meets FHA MR 837.
✓ Meets NSF-DRAIN certification. ✓ Member of Southern Building Code Conference.

AGRICULTURE

✓ Meets ASTM F405 & F449. ✓ Meets USDA-SCS 606 & 706 latest revision.

SEPTIC/LEACH FIELDS

✓ Meets ASTM F405 Heavy Duty. ✓ Certified by NSF as NSF-DRAIN.

FIRE RATING

This polyethylene is classed as UL "Slow Burning" and is intended for underground use only.
Gives off no toxic chlorine gas.

MATERIAL

Meets ASTM D1248, Polyethylene Materials.

CHEMICAL RESISTANCE


Tested in accordance with ASTM D543 and is resistant to all common home, lawn, garden,
and soil chemicals, pesticides, and fertilizers.

**PHONE OFFICE FOR HALF TRUCKLOADS AND TRUCKLOAD PRICES
AND OTHER SPECIAL ORDER SIZES.**



Prod #	Size	Mfg #	1-9 Coils	10+ Coils
4" PERFORATED TUBING				
Slotted tubing with narrow slots for all drainage uses.				
F210	4" x 250' Coil	4250P	\$380.21	\$335.32
F268	4" x 250' Coil w/sock	4250WF	\$448.92	\$395.91
F209	4" x 100' Coil	4100P	\$152.08	\$134.13
F269	4" x 100' Coil w/sock	4100WF	\$179.57	\$158.37
4" SOLID TUBING				
Solid tubing with no holes at all for special applications.				
F211	4" x 250' Coil	4250NP	\$380.21	\$335.32
F208	4" x 100' Coil	4100NP	\$152.08	\$134.13

Wis. Plastic Drain Tile



CORRUGATED PLASTIC TUBING (cont.)		
Prod #	Mfg #	Per Piece
4" TEE		
All three ends snap securely onto tubing without need of couplings. Use for bringing risers to the surface as well as in field layouts.		
F213	421	\$15.22
4" 90° ELBOWS		
Use where a tight corner is necessary.		
F217	490	\$16.16
4" WYES		
Use for surface connections as well as in field layouts where 90° bends are undesirable.		
F214	422	\$20.72
4" INTERNAL COUPLER		
Use the snap coupling for all leach field and construction applications. The split coupling is for use where the line gets stretched.		
F212	412	\$6.71
4" SPLIT END CAP		
Snaps securely over tubing to provide permanent closure.		
F216	432	\$5.68
4" DOWNSPOUT ADAPTER		
2x3x4" downspout tile adapter fits 2x3" downspout to a 4" drain tile.		
F218	464	\$9.70
SUMP PUMP WELL WITH COVER		
Rugged - lightweight. 25" deep; 20" top diameter, 14" bottom diameter.		
Prod #	Mfg #	Per Set
F222	S1525 w/ S15L	\$104.33



Prod #	Mfg #	Size	Color	Qty/Ctn	Less'n Ctn	Full Ctn
TITEBOND® III ULTIMATE WOOD GLUE						
Is the first one-part, water cleanup wood glue ever offered that is proven waterproof. The waterproof formula passes the ANSI/HPVA Type I water-resistance specification and offers superior bond strength, longer open assembly time and lower application temperature.						
D4111	1413	8 oz.	Tan	12	\$10.70	\$10.00
TITEBOND® PRO PLUS CAULK						
Titebond® Pro-Grade Plus Caulk is a multi-purpose, siliconized acrylic latex caulk for interior and exterior use. This easy-to-use formula dries quickly, will not cause shiners and cleans up with water. It offers great weather resistance, a water-resistant seal once cured, tools easily, and can be painted in 2 hours. It contains no plasticizers or phthalates and offers unbeatable adhesion to most common building materials including wood, metal, glass, tile and more.						
D4022	8401	10.1 oz.	White	12	\$4.01	\$3.76
TITEBOND® PAINTERS PLUS CAULK						
Titebond Painters Plus is a high-quality, versatile siliconized acrylic caulk that is designed for both interior and exterior applications. It offers excellent weather-resistance and provides a strong bond to most common building materials, including wood, metal, glass, masonry, aluminum and brick. It is ideal for sealing joints, repairing cracks and backfilling gaps.						
D4029	8331	10.1 oz.	Clear	12	\$8.27	\$7.73
D4031	8351	10.1 oz.	Woodtone	12	\$7.44	\$6.95
TITEBOND® X-TREME WINDOW & DOOR FOAM 12oz.						
Titebond® WeatherMaster™ X-TREME Window & Door low pressure one-component polyurethane foam sealant is a high yield, closed cell, low pressure build window and door foam sealant. It complies with AAMA 812 and will not bow or distort windows or doors. X-TREME Window & Door is designed to resist moisture and mold problems.						
D4070	8531	12 oz.	n/a	12	\$10.20	\$9.54
D4073	8532	24 oz.	n/a	12	\$18.28	\$17.09
TITEBOND® WEATHERMASTER™ X-TREME MULTI-PURPOSE 12oz.						
Titebond® WeatherMaster™ X-TREME Multi-Purpose foam is a triple expansion, low pressure, one-component polyurethane foam sealant. It is moisture-cured and designed to seal and fill small cracks and voids. This product creates a tight barrier against noise, moisture and infiltration – even in X-TREME temperatures.						
D4071	8521	12 oz.	n/a	12	\$8.07	\$7.55
D4072	8522	24 oz.	n/a	12	\$16.94	\$15.84
TITEBOND® WEATHERMASTER™ X-TREME MULTI-PURPOSE CLEANER						
Titebond® WeatherMaster™ X-TREME Multi-Purpose Cleaner is designed to clean up WeatherMaster X-TREME foam sealants. This product is an acetone cleaner and is not meant to be used on surfaces that are not solvent or acetone resistant. The Cleaner is a spray solvent used to dissolve uncured foam. X-TREME Cleaner can also be attached to the WeatherMaster X-TREME Dispensing Unit, allowing it to be flushed and kept clean and operable.						
D4074	8551	12 oz.	n/a	12	\$9.78	\$9.15
TITEBOND® WEATHERMASTER™ X-TREME DISPENSER GUN						
Titebond® WeatherMaster™ X-TREME Dispensing Unit is a durable intermediate dispensing unit designed for frequent use by the professional contractor. It allows for adjustable bead control, is solvent resistant and includes a non-stick teflonized basket and needle valve. It is designed to work with WeatherMaster X-TREME Foams.						
D4075	17862	n/a	n/a	2	\$51.18	\$47.87
FULL CARTONS MAY BE COMBINED FOR PRICING.						





Prod #	Mfg #	Size	Color	Qty/Ctn	Less'n Ctn	Full Ctn
TITEBOND® HEAVY DUTY CONSTRUCTION ADHESIVE						
Is a versatile adhesive that exceeds the APA's AFG-01 specification. It is designed for a Wide range of construction applications including wet, frozen and treated lumber. It is also ideal for metal, brick, concrete, ceramics and most large panel-type substrates.						
D4000	5261	10 oz.	Light Tan	12	\$7.65	\$7.15
D4001	5262	29 oz.	Light Tan	12	\$13.41	\$12.54
TITEBOND® INTERIOR/EXTERIOR CONSTRUCITON ADHESIVE						
Is a versatile adhesive ideal for wood, paneling, drywall, ceramic tile, metal, foamboard and tub surrounds. It is also effective for installing foam insulation and panels to most building materials.						
D4011	3452	29 oz.	Tan	12	\$18.84	\$17.62
TITEBOND® PROFESSIONAL PROVANTAGE PRO HEAVY DUTY CONSTRUCTION ADHESIVE						
PROvantage PRO Heavy Duty Adhesive is a premium-grade formula designed for more demanding construction and repair projects. It is ideal for bonding most common materials including wood, metal, brick, marble, ceramic tile, concrete, drywall and wet, frozen and treated lumber.						
D4007	5251	10 oz.	Light Brown	12	\$7.98	\$7.47
Prod #	Mfg #	Size	Color	Qty/Ctn	Any Qty	
TITEBOND® ALL WEATHER SUBFLOOR ADHESIVE						
Is the ideal choice for subfloor installations. It is designed for particleboard, OSB, engineered lumber and wet, frozen and treated lumber. It offers a strong initial tack, provides superior strength and remains permanently flexible.						
D4015	5492	28 oz.	Light Tan	12	\$7.41	
Prod #	Mfg #	Size	Color	Qty/Ctn	Less'n Ctn	Full Ctn
TITEBOND® GREENCHOICE FAST GRAB FRP ADHESIVE						
Is a high-quality, VOC-compliant, adhesive specifically formulated for the installation of FRP (fiber-reinforced plastic) panels. Its fast grab and bonding power greatly reduce the need for extended bracing.						
D4041	4054	4 gal.	Light Beige	1	\$160.05	\$149.67
TITEBOND® GREENCHOICE ACOUSTICAL SMOKE & SOUND SEALANT						
Titebond GREENchoice Professional Acoustical Smoke & Sound Sealant is a non-flammable, latex-based product designed specifically for the reduction of sound transmission in wall partition systems. Its primary function is to achieve and maintain the specific STC (Sound Transmission Class) value of the system designed.						
D4042	2892	29 oz.	n/a	12	\$10.98	\$10.28
TITEBOND® PVC TRIM ADHESIVE & SEALANT						
Titebond Ultimate PVC Trim Adhesive and Sealant is a one-component, advanced polymer adhesive sealant designed for a variety of PVC trim, moulding, deck railing and beadboard installations. It adheres and seals PVC trim to virtually any material including wood, metal, masonry, other PVC trim and more. Ultimate PVC trim is white in color to match trim boards, can be applied in extreme weather conditions and provides a flexible, durable bond as well as a weather-tight seal. This all-in-one adhesive sealant is designed to enhance the quality of PVC installations while decreasing the use of multiple products, leading to more efficient installations.						
D4080	6401	9.5 oz.	n/a	12	\$10.82	\$10.12
FULL CARTONS MAY BE COMBINED FOR PRICING.						



Prod #	Mfg #	Size	Color	Qty/Ctn	Less'n Ctn	Full Ctn
TITEBOND® PVC TRIM JOINT ADHESIVE						
Titebond® PVC Trim Joint Adhesive is a single component, high strength adhesive designed for the construction of PVC miter, shiplap & scarf joints along with the installation of column wraps. This solvent-free formulation bonds immediately, forming a complete joint that can be worked with in under 60 seconds. It is 100% waterproof, impact resistant and dries clear allowing for a professional looking finish.						
D4021	6422	4 oz. Bottle	n/a	10	\$27.10	\$25.33
TITEBOND® 100% SILICONE SEALANT						
Is a versatile 100% silicone formula that is ideal for both interior and exterior applications. It offers excellent adhesion to many common construction materials, including vinyl, aluminum, brick, glass and painted surfaces. It also provides a strong, flexible seal that offers excellent water-resistance.						
D4060	2601	1/10 gal.	White	12	\$17.26	\$14.34
D4061	2611	1/10 gal.	Clear	12	\$17.26	\$14.34
TITEBOND® ROOF CEMENT SEALANT						
Titebond Roof Cement is an all-weather, asphalt based patching compound specifically designed and formulated to repair cracks, seams, gaps and holes in roofing materials. This sealant is ideal for repair and new construction roofing applications. Use to set flashings, drip edges and roofing material edges as well as the installation of shingles and roll roofing. Seals around skylights, vents, chimneys, valleys, exhaust pipes.						
D4045	3211	10.3 oz.	Black	12	\$5.64	\$5.27
TITEBOND® SELF-LEVELING CONCRETE JOINT SEALANT						
Titebond Self-Leveling Concrete Floor Joint Sealant is a one-component, self-leveling, premium grade, high performance advanced polymer sealant which is specifically engineered for contraction/expansion joints and cracks in concrete decks and floors. Designed to flow easily and smoothly into concrete cracks and joints providing a permanent and durable seal.						
D4047	3191	10.3 oz.	Gray	12	\$15.29	\$14.31

FULL CARTONS MAY BE COMBINED FOR PRICING.

www.titebond.com



TITEBOND® WEATHERMASTER™ SEALANT						
Has been specifically formulated to outperform all other sealant technologies, including silicones and urethanes. This superior polymer formula provides the best possible performance on siding, windows, doors and vents. In addition to offering exceptional flexibility, it provides unbeatable adhesion to wood, fiber-board, vinyl, aluminum, metal, brass and other common building materials.						
Prod #	Mfg #	Size	Color	Qty/Ctn	Less'n Ctn	Full Ctn
D4199	44011	1/10 gal.	TRANSLUCENT	12	\$12.81	\$11.98
D4200	43991	1/10 gal.	CRYSTAL CLEAR	12	\$14.34	\$13.41
D4201	44001	1/10 gal.	PURE WHITE	12	\$11.08	\$10.37
See Chart Below		1/10 gal.	(COLORS)	12	\$11.60	\$10.84



SIDING, WINDOW & DOOR WEATHERMASTER™ SEALANT COLOR CROSS REFERENCE CHART					
PROD #	MFG#	ROYAL SIDING COLOR	PROD #	MFG#	ROYAL SIDING COLOR
D4246	46351	BROWNSTONE	D4252	49401	SILVERMIST
D4209	49301	CYPRESS	D4211	46061	SOFT MAPLE
D4242	45691	GRANITE	D4220	46751	STERLING
D4208	46631	HARVARD SLATE	D4249	49491	STORM
D4240	45841	IRONSTONE	D4247	44441	TOASTED ALMOND
D4250	45531	MARINE BLUE	D4248	45771	TREE MOSS
D4241	49561	MIDNIGHT SURF	D4234	44391	WALNUT
D4204	46121	PEBBLE CLAY	D4251	45591	WEATHERED GREY
D4238	45671	REDWOOD	D4243	49331	WEDGEWOOD
D4253	49441	RIVERWAY	D4201	44001	WHITE
D4205	46201	SAND	D4206	46341	WICKER
PROD #	MFG#	MATCH			
D4232	44071	MARVIN WINDOWS - BAHAMA BROWN			
D4230	46711	ANDERSEN WINDOWS - SANDSTONE			

FULL CARTONS MAY BE COMBINED FOR PRICING.



TITEBOND® WEATHERMASTER™ METAL ROOF SEALANT

Is specifically formulated to outperform all other sealant technologies, including silicones, tri-polymers, and Polyurethanes. This superior polymer formula provides a waterproof seal against water, wind, dust and dirt.

It offers exceptional adhesion to Kynar™ coated metal materials, along with standard metal, aluminum, steel, galvanized bonderized surfaces, plastics and glass. The product is ideal for use on a wide variety of metal roof, trim, architectural metal siding, aluminum, galvanized steel, galvanized gutters, flashing and downspouts.

It also provides unbeatable adhesion to wood, brass and other common building substrates.

Prod #	Mfg #	Size	Color	Qty/Ctn	Less'n Ctn	Full Ctn
D4299	61111	1/10 gal.	TRANSLUCENT	12	\$12.81	\$11.98
D4300	61001	1/10 gal.	WHITE	12	\$10.60	\$9.91
See Chart Below		1/10 gal.	(COLORS)	12	\$10.68	\$9.98

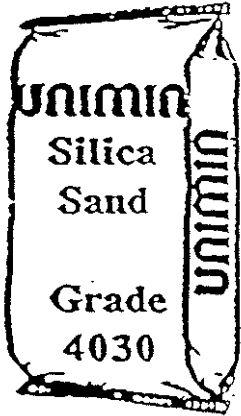


METAL ROOF WEATHERMASTER™ SEALANT COLOR CROSS REFERENCE CHART

BADGER PROD #	MFG#	TITEBOND COLOR	PAC CLAD/ PETERSEN COLOR	CENTRAL STATES COLOR
D4402	61601	BEIGE	SANDSTONE	LT. STONE
D4404	61621	BEIGE	SIERRA TAN	---
D4320	61121	BLACK	MATTE BLACK	BLACK
D4460	62221	BLUE	---	---
D4360	61341	BRONZE	DARK BRONZE	---
D4440	62071	CLAY	---	GRAY
D4441	62081	CLAY	GRANITE	TAUPE
D4480	62401	GRAY	---	---
D4481	62421	GRAY	SLATE GRAY	---
D4482	62461	GRAY	---	CHARCOAL
D4421	61821	GREEN	FOREST GREEN	HUNTER
D4422	61831	GREEN	---	FOREST
D4500	62611	MISC	---	GALV
D4381	61441	RED	COLONIAL RED	---
D4301	61011	WHITE	---	ARCTIC

FULL CARTONS MAY BE COMBINED FOR PRICING.

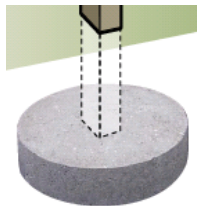

www.titebond.com



CEMENT PRODUCTS				
SILICA SAND: Grade #4030.			** Priced Per Bag **	
Prod #	Lb/Bag	Qty/Pallet	Full Pallet	3+ Pallets
D0599P	50#	70 Bags	\$17.31	\$16.79



CONCRETE PRODUCTS				
			** Priced Per Bag **	
Prod #	Lb/Bag	Qty/Pallet	Less'n Pallet	Full Pallet
CONCRETE MIX				
To be used for building or repairing sidewalks, floors, footings, setting clothes poles, fence posts, curbing and steps. For any concrete work requiring a thickness of 2" or more. A 60# bag yields approximately .3 cubic feet.				
D0573	60# Bag	56 / Bags	\$9.60	\$8.90
SAND MIX				
For concrete jobs less than 2". Especially suited for smooth repair of Driveways, steps, floors and footings. A 60# bag yields approximately .3 cubic feet.				
D0567	60# Bag	56 / Bags	\$11.51	\$10.68
MORTAR MIX				
The choice of homeowners & professionals, designed for maximum strength plasticity & workability during the installation or repair of loose bricks, block, fireplaces or stone steps. An 60# bag lays approximately 34 bricks or 13 blocks with 3/8" joint.				
D0568	60# Bag	56 / Bags	\$12.44	\$11.54
COMMERCIAL GRADE MASON MIX				
Quickrete Mason Mix, preblended, sanded product, is a contractor grade mortar mix designed for laying brick, concrete and masonry units and stone. Comes in grey and additional colors by special order. Color can be added by mixing Quikrete Stucco and Mortar Color to the mixing water. A 60# bag will lay up to 28 standard bricks or 10 standard blocks.				
D0569	60# Bag	56 / Bags	\$13.67	\$12.67



Diamond Pier Foundation System

CONCRETE PRODUCTS

PERMA COLUMN DECK POST

Post-frame construction has advanced beyond the decaying practice of burying wood in the ground. Certified by the International Code Council, Perma-Column® is the permanent foundation system that combines the lasting durability of precast concrete with the value of post-frame construction. Wood in the ground will rot ... Perma-Column® will not. Don't settle for anything less than the best. Build better, build stronger, build to

Prod #	Size	Qty/Unit	Any Qty
D0160	48" x 6" x 6"	24 Each	\$147.46

FOOTING PADS

Prod #	Size	Qty/Unit	Any Qty
D0173	12"	288 Each	\$16.32
D0174	16"	180 Each	\$23.50

ROUND CONCRETE PADS

Prod #	Size	Qty/Unit	* Call For Pricing *
D0170	3-5/8" x 13-5/8"	90 Each	
D0171	3-5/8" x 10"	100 Each	
D0172	6" X 20"	20 Each	

DIAMOND PIER FOUNDATION SYSTEM: A Structurally Rated, Code Compliant Foundation System • Combines Pin Pile Technology with High-Strength Concrete • Install in Minutes... Frame Immediately • Complete Projects 1 to 2 Days Faster • Low Environmental Impact... a Clean Job Site • Can be Removed and Reinstalled • Proven Performance... Over 25-Year Track Record

Prod #	Mfg #	Pallet Qty	** Priced Per Kit **
D0010	DP50/50	45 Kits	\$226.57



CONCRETE SEALER AND WATERPROOFING

Sealcrete penetrates deep into the concrete, forming a permanent waterproofing barrier that becomes an integral component of the cement structure. Sealcrete is a one coat application; easy to use on all forms of masonry, concrete, stucco, brick, cement block, adobe, and limestone. It can be applied with brush, roller, mop or low pressure spray (20-30 PSI). Typical coverage is 150-350 sq. ft. per gallon depending on porosity of the concrete.

OTHER FEATURES:

- Permanently resists water --Non-toxic --Non-flammable
- Environmentally safe --Odorless --Cleans with water
- Prevents mildew growth --Resists stains --Retards pitting & dusting
- May be painted over, and will accept concrete topping or mastics for floor tile, etc.
- Meets all federal and local standards

				*** Priced Per Pail***	
Prod #	Size	Color	Qty/Pallet	1 -- 11	12+
D0771	5 Gal.	Clear	24 Pails	\$108.09	\$104.13

CONCRETE REINFORCING BARS

REINFORCING BARS - 20' LENGTH

An important component of reinforced concrete and reinforced masonry structures.

Grading:

Grade 60 has the highest tensile strength, it is the most difficult to bend.

Grade 40 is the most bendable

Badger offers rebar in the following grades and sizes:

Prod #	Mfg #	Grade	Diameter	Lbs/Bar	Qty/Bndl
D0099	#3 (#10)	60	3/8"	7.52 lbs	266 Bars
D0095	#4 (#13)	60	1/2"	13.4 lbs	150 Bars

() = New Metric Standard for Sizes & Grades.

Call for Availability & Pricing





FAIRWAY VINYL RAILING

Features and benefits of Fairway Vinyl Systems

Fairway Railing is a boxed system. Everything arrives neat and clean in color-coded boxes.
 Both composite and vinyl railings. Four railing styles to choose from. Two top rail offerings (standard & contour).
 Aluminum reinforcement in both the top and bottom rails. Two baluster offerings (square & turned).
 Full line of accessories. Most accessories for Fairway Boxed System work with Composite System.
 Bracketed system for fast and easy installation (new construction & existing structures). Brackets are 2-piece, tight fitting and no visible screws. Transferable Lifetime Warranty. BOCA Approved.



Standard Railing w/ Square Balusters



Classic Contour Railing w/ Square Balusters

36" VINYL RAILING KITS w/ SQUARE BALUSTERS

Standard Railing w/ Square Balusters:

Includes: 1-3/8" x 1-3/8" square balusters. Mounting brackets w/ trim rings. Standard style 2" x 3-1/2" top rail + aluminum reinforcement. 2" x 3-1/2" aluminum reinforced bottom rail.

Prod #	White	UOM	Mfg #	Per UOM
FWY0001	6' Level Standard Square Balusters w/ mounting hardware	Kit	401000	\$239.45
FWY0002	8' Level Standard Square Balusters w/ mounting hardware	Kit	401008	\$319.24
FWY0003	10' Level Standard Square Balusters w/ mounting hardware	Kit	401030	\$399.05
FWY0004	8' Stair Standard Square Balusters w/ mounting hardware	Kit	401016	\$338.32

Classic Contour Railing w/ Square Balusters and Mounting Hardware

Includes: 1-3/8" x 1-3/8" square balusters. Mounting brackets w/ trim rings. Classic Contoured top rail + aluminum reinforcement. Aluminum reinforced bottom rail.

Prod #	White	UOM	Mfg #	Per UOM
FWY0005	6' Level Classic Contour Square Balusters w/ mounting hardware	Kit	401003	\$239.45
FWY0006	8' Level Classic Contour Square Balusters w/ mounting hardware	Kit	401015	\$319.24
FWY0007	10' Level Classic Contour Square Balusters w/ mounting hardware	Kit	401031	\$399.05
FWY0008	8' Stair Classic Contour Square Balusters w/ mounting hardware	Kit	401011	\$347.86
Prod #	Khaki	UOM	Mfg #	Per UOM
FWY0105	6' Level Classic Contour Square Balusters w/ mounting hardware	Kit	406002	\$356.74
FWY0106	8' Level Classic Contour Square Balusters w/ mounting hardware	Kit	406006	\$383.09
FWY0107	10' Level Classic Contour Square Balusters w/ mounting hardware	Kit	406032	\$478.88
FWY0108	8' Stair Classic Contour Square Balusters w/ mounting hardware	Kit	406014	\$417.43



VINYL RAILING ACCESSORIES


Compatible with Fairway Composite Rail System



Base Trim Ring



Universal Post
"Sleeve" Trim



Classic Cap



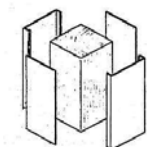
Post Sleeve



Structural Post



Colonial Turned Newel



Post Wrap

Railing, Caps and Trims


Prod #	White	UOM	Mfg #	Per UOM
FWY0015	4" Base Trim Ring	Each	900350	\$10.11
FWY0064	Fits 4", 5" & 6"	Each	902016	\$19.21
FWY0016	4" Classic Cap	Each	401048	\$15.65
Prod #	Khaki	UOM	Mfg #	Per UOM
FWY0115	4" Base Trim Ring	Each	406210	\$12.11
FWY0164	Universal Post "Sleeve" Trim: Fits 4", 5" & 6"	Each	902018	\$22.09
FWY0116	4" Classic Cap	Each	406048	\$18.78

Railing Post Sleeves & Accessories

Prod #	White	UOM	Mfg #	Per UOM
FWY0029	4" x 4" x 48" Post Sleeve	Each	401018A	\$40.01
FWY0031	4" x 4" x 108" Post Sleeve	Each	401010A	\$79.93
FWY0033	4" x 4" x 42" Structural Post for Vinyl or Composite	Each	401021	\$164.89
FWY0035	4" x 4" Colonial Turned Newell 38" For Level	Each	400270	\$93.59
FWY0062	4"x4"x42" Heavy Duty, Leveling Structural Post for vinyl	Each	401021A	\$164.89
Prod #	Khaki	UOM	Mfg #	Per UOM
FWY0129	4" x 4" x 48" Post Sleeve	Each	406018A	\$43.53
FWY0130	4" x 4" x 96" Post Sleeve	Each	406020A	\$93.25



VINYL RAILING ACCESSORIES (continued)



Standard Level
Mounting Bracket Kit



Classic Contour Level
Mounting Bracket Kit



45° Std Rail
Bracket Adaptor



22.5° Std/Contour
Rail Bracket Adaptor



Standard Stair
Mounting Bracket Kit



Classic Countour Stair
Mounting Bracket Kit



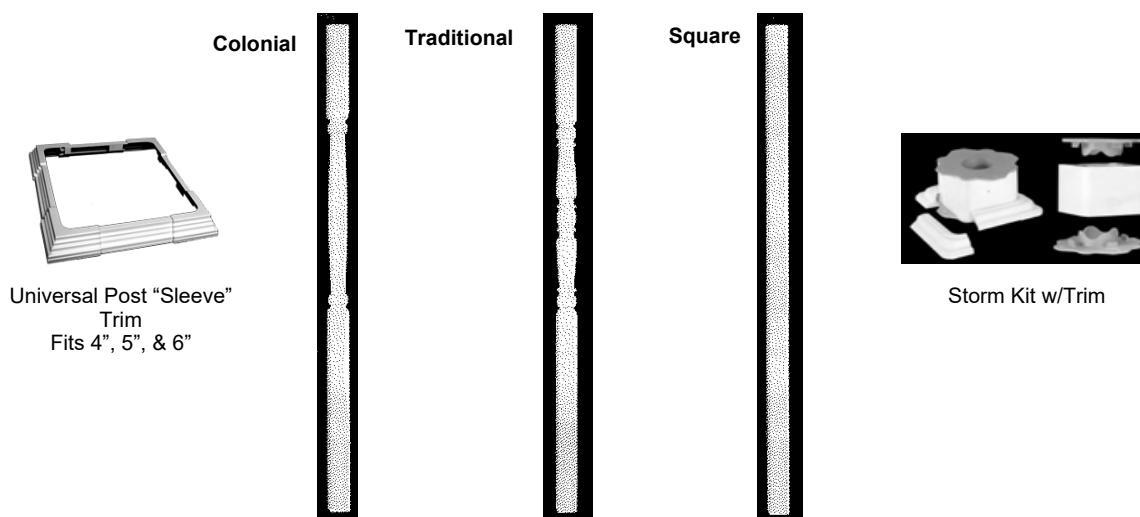
45° Contour Rail
Bracket Adaptor

****These brackets are only needed when railing is being cut & used in two different places.
A railing box includes enough brackets to mount onto two posts.****

Boxed Railing Brackets (Kit includes: 4 brackets with screws).				
Prod #	White - Vinyl	UOM	Mfg #	Per UOM
FWY0042	Classic Contour Stair Mounting Bracket Kit	Each	900390	\$67.47
FWY0043	Classic Contour Level Mounting Bracket Kit	Each	900385	\$63.26
FWY0044	Standard Level Mounting Bracket Kit	Each	900345	\$63.26
FWY0045	Standard Stair Mounting Bracket Kit	Each	900349	\$63.26
Prod #	Khaki - Vinyl	UOM	Mfg #	Per UOM
FWY0142	Classic Contour Stair Mounting Bracket Kit	Each	406088	\$80.95
FWY0143	Classic Contour Level Mounting Bracket Kit	Each	406087	\$75.90
Rail Bracket Adapter (Need two per side)				
Prod #	White	UOM	Mfg #	Per UOM
FWY0046	2 x 3-1/2 45-dg. (Fits Classic Contour bottom; Standard top or Bottom)	Each	401079	\$16.44
FWY0047	2-1/4 x 3 45-dg. (Fits Classic Contour top)	Each	401077	\$16.44
Prod #	Khaki	UOM	Mfg #	Per UOM
FWY0146	2 x 3-1/2 45-dg. (Fits Classic Contour bottom; Standard top or Bottom)	Each	406079	\$19.71



VINYL RAILING ACCESSORIES (continued)



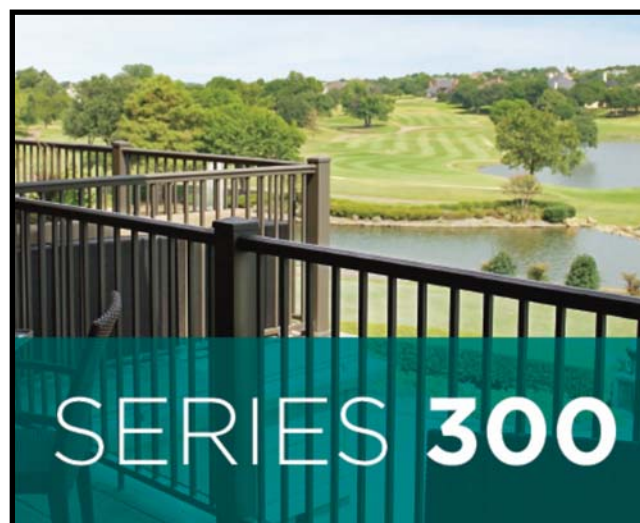
Structural Porch Posts w/ Mounting Plate (galvanized) both top & bottom— <i>trim ring sold separate.</i>				
Prod #	White	UOM	Mfg #	Per UOM
FWY0051	4" x 4" x 108" Col. Porch Post*	Each	400205A	\$225.88
FWY0052	5" x 5" x 108" Col. Porch Post*	Each	400210A	\$248.84
FWY0053	4" x 4" x 108" Trad. Porch Post*	Each	400202A	\$271.03
FWY0056	5" x 5" x 108" Sq. Porch Post*	Each	400215A	\$248.84
Prod #	Khaki	UOM	Mfg #	Per UOM
FWY0156	5" x 5" x 108" Sq. Porch Post*	Each	400404	\$298.61
4" - 3400# Load Capacity				
5" - 7400# Load Capacity				
ACCESSORIES				
Prod #	White	UOM	Mfg #	Per UOM
FWY0170	Universal Porch Post Trim Ring 4pc.	Each	902013	\$19.21
Prod #	Khaki	UOM	Mfg #	Per UOM
FWY0164	Universal Post "Sleeve" Trim	Each	902018	\$22.09
FWY0171	Universal Porch Post Trim Ring 4pc.	Each	902015	\$22.09
* Storm Kit w/Trim recommended in high wind areas.				



"Carefree" is the goal of your outdoor living space. Aluminum AFco-Rail can help you meet your "carefree" goal with a virtually maintenance-free product that comes with a limited lifetime structural warranty.

The robust Aluminum AFco-Rail system is made of extruded aluminum that will never rust and exceeds IBC and IRC requirements to provide the *Structure* you need.

With seven durable, AAMA-2604 powdercoat paint finishes available for all its unique series, Aluminum AFco-Rail can give your space the *Style* you want.





100 Series



200 Series

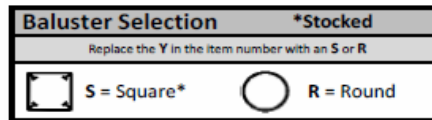


300 Series

BLACK TEX	BRONZE TEX	WHITE TEX	MFG #	SIZE/DESCRIPTION	PER EACH
100 SERIES - LEVEL RAIL KITS Kit Includes: Breadloaf top rail & bottom rail, top and bottom brackets, mounting hardware, support block & 4" #2 Square bit.					
AFC1000	AFC2000	AFC4000	100LR xx 48	48" - LEVEL RAIL KIT	\$124.65
AFC1001	AFC2001	AFC4001	100LR xx 72	72" - LEVEL RAIL KIT	\$164.76
AFC1002	AFC2002	AFC4002	100LR xx 96	96" - LEVEL RAIL KIT	\$215.50
AFC1003	AFC2003	AFC4003	100LR xx 120	120" - LEVEL RAIL KIT	\$269.06
200 SERIES - LEVEL RAIL KITS Kit Includes: Flat top rail & bottom rail, top and bottom brackets, mounting hardware, support block & 4" #2 Square bit.					
AFC1010	AFC2010	AFC4010	200LR xx 48	48" - LEVEL RAIL KIT	\$130.83
AFC1011	AFC2011	AFC4011	200LR xx 72	72" - LEVEL RAIL KIT	\$173.03
AFC1012	AFC2012	AFC4012	200LR xx 96	96" - LEVEL RAIL KIT	\$226.35
AFC1013	AFC2013	AFC4013	200LR xx 120	120" - LEVEL RAIL KIT	\$282.52
300 SERIES - LEVEL RAIL KITS Kit Includes: Flat top rail & bottom rail, top and bottom brackets, mounting hardware, support block & 4" #2 Square bit.					
AFC1030	AFC2030	AFC4030	300LRS xx 48	48" - LEVEL RAIL KIT	\$131.20
AFC1031	AFC2031	AFC4031	300LRS xx 72	72" - LEVEL RAIL KIT	\$173.03
AFC1032	AFC2032	AFC4032	300LRS xx 96	96" - LEVEL RAIL KIT	\$226.35
AFC1033	AFC2033	AFC4033	300LRS xx 120	120" - LEVEL RAIL KIT	\$282.63
300 SERIES - ADJUSTABLE STAIR RAIL KITS - FOR SQUARE BALUSTERS Kit Includes: Breadloaf top rail & bottom rail, top and bottom brackets, mounting hardware, support block & 4" #2 Square bit.					
AFC1100	AFC2100	AFC4100	300SRS xx 48	48" - ADJUSTABLE STAIR RAIL KIT - SQUARE	\$270.66
AFC1101	AFC2101	AFC4101	300SRS xx 72	72" - ADJUSTABLE STAIR RAIL KIT - SQUARE	\$295.35
AFC1102	AFC2102	AFC4102	300SRS xx 96	96" - ADJUSTABLE STAIR RAIL KIT - SQUARE	\$320.16



**100 SERIES
FIXED STAIR RAIL KITS**



**SQUARE
BALUSTERS**
(Round Not Pictured)

BLACK TEX	BRONZE TEX	WHITE TEX	MFG #	SIZE/DESCRIPTION	PER EACH
100 SERIES - FIXED STAIR RAIL KITS					
Kit Includes: Breadloaf top rail & bottom rail, top and bottom brackets, mounting hardware, support block & 4" #2 Square bit.					
AFC1050	AFC2050	AFC4050	100FS xx 48	48" - FIXED STAIR RAIL KIT	\$160.94
AFC1051	AFC2051	AFC4051	100FS xx 72	72" - FIXED STAIR RAIL KIT	\$196.49
AFC1052	AFC2052	AFC4052	100FS xx 96	96" - FIXED STAIR RAIL KIT	\$237.09
AFC1053	AFC2053	AFC4053	100FS xx 120	120" - FIXED STAIR RAIL KIT	\$317.20
100/200 SERIES - SQUARE LEVEL SQUARE BALUSTER KITS					
AFC1020	AFC2020	AFC4020	X36B y xx 48	36" x 48", SQUARE, LEVEL BALUSTER KIT (Qty 10)	\$54.79
AFC1021	AFC2021	AFC4021	X36B y xx 72	36" x 72", SQUARE, LEVEL BALUSTER KIT (Qty 16)	\$80.35
AFC1022	AFC2022	AFC4022	X36B y xx 96	36" x 96", SQUARE, LEVEL BALUSTER KIT (Qty 21)	\$104.92
AFC1023	AFC2023	AFC4023	X36B y xx 120	36" x 120", SQUARE, LEVEL BALUSTER KIT (Qty 26)	\$131.45
100/200 SERIES - FIXED SQUARE STAIR BALUSTER KITS					
AFC1070	AFC2070	AFC4070	X36AB y xx 48	48" - FIXED STAIR BALUSTER KIT (Qty 8)	\$60.10
AFC1071	AFC2071	AFC4071	X36AB y xx 48	72" - FIXED STAIR BALUSTER KIT (Qty 13)	\$91.82
AFC1072	AFC2072	AFC4072	X36AB y xx 96	96" - FIXED STAIR BALUSTER KIT (Qty 17)	\$121.69
AFC1073	AFC2073	AFC4073	X36AB y xx 120	120" - FIXED STAIR BALUSTER KIT (Qty 22)	\$131.32
300 SERIES - 36" SQUARE BALUSTER KITS - works with 300 Series adjustable & Level Rail Kits - round balusters not available.					
AFC1110	AFC2110	AFC4110	X36300BS XX 48	36" x 48", BALUSTER KIT - SQUARE (Qty 10)	\$59.12
AFC1111	AFC2111	AFC4111	X36300BS XX 72	36" x 72", BALUSTER KIT - SQUARE (Qty 16)	\$86.89
AFC1112	AFC2112	AFC4112	X36300BS XX 96	36" x 96", BALUSTER KIT - SQUARE (Qty 21)	\$113.18
300 SERIES - 42" SQUARE BALUSTER KITS - works with 300 Series adjustable & Level Rail Kits - round balusters not available.					
AFC1115	AFC2115	AFC4115	X42300BS XX 48	42" x 48", BALUSTER KIT - SQUARE (Qty 10)	\$68.87
AFC1116	AFC2116	AFC4116	X42300BS XX 72	42" x 72", BALUSTER KIT - SQUARE (Qty 16)	\$107.26
AFC1117	AFC2117	AFC4117	X42300BS XX 96	42" x 96", BALUSTER KIT - SQUARE (Qty 21)	\$140.94
AFC1118	AFC2118	AFC4118	X42300BS XX 120	42" x 120", BALUSTER KIT - SQUARE (Qty 26)	\$176.62
100 SERIES - 42" SQUARE BALUSTER KITS - works with 100 Series adjustable & Level Rail Kits - round balusters not available.					
AFC1190	AFC2190	AFC4190	X42BS XX 48	42" x 48", BALUSTER KIT - SQUARE (Qty 10)	\$63.56
AFC1191	AFC2191	AFC4191	X42BS XX 72	42" x 72", BALUSTER KIT - SQUARE (Qty 16)	\$99.60
AFC1192	AFC2192	AFC4192	X42BS XX 96	42" x 96", BALUSTER KIT - SQUARE (Qty 21)	\$130.46
AFC1193	AFC2193	AFC4193	X42BS XX 120	42" x 120", BALUSTER KIT - SQUARE (Qty 26)	\$163.41
100/200 SERIES - LEVEL ROUND BALUSTER KITS					
AFC1141	AFC2141	AFC4141	X36B y xx 72	36" x 72", ROUND, LEVEL BALUSTER KIT (Qty 16)	\$80.35
AFC1142	AFC2142	AFC4142	X36B y xx 96	36" x 96", ROUND, LEVEL BALUSTER KIT (Qty 21)	\$104.92
100/200 SERIES - ROUND FIXED ROUND STAIR BALUSTER KITS					
AFC1151	AFC2151	AFC4151	X36AB y xx 72	72" - FIXED ROUND STAIR BALUSTER KIT (Qty 13)	\$91.82
AFC1152	AFC2152	AFC4152	X36AB y xx 96	96" - FIXED ROUND STAIR BALUSTER KIT (Qty 17)	\$121.69



100 Series

200 Series



Level Bracket

22.5° Bracket

44° Bracket



Horizontal Pivot Bracket

Fixed Stair Bracket



4" Site Cut Kit



Square Post Kit



Fixed Stair Inline Post



Level Bracket

22.5° Bracket

44° Bracket



4" Site Cut Kit

300 Series



Adj. Stair Bracket

BLACK TEX	BRONZE TEX	WHITE TEX	MFG #	SIZE/DESCRIPTION	PER EACH
POSTS TO POST - POSTS					
AFC1040	AFC2040	AFC4040	X300PK xx 38	3" x 38" SQUARE POST KIT, w/CAP & BASE TRIM	\$99.97
AFC1041	AFC2041	AFC4041	X300PK xx 44	3" x 44" SQUARE POST KIT, w/CAP & BASE TRIM	\$108.98
AFC1046	AFC2046	AFC4046	X300PK xx 54	3" x 54" SQUARE POST KIT, w/CAP & BASE TRIM	\$127.49
AFC1042	AFC2042	AFC4042	X400PK xx 38	4" x 38" SQUARE POST KIT, w/CAP & BASE TRIM	\$136.87
AFC1043	AFC2043	AFC4043	X400PK xx 44	4" x 44" SQUARE POST KIT, w/CAP & BASE TRIM	\$148.48
AFC1044	AFC2044	AFC4044	600SPR xx 40	6" x 40" SMOOTH POST KIT, w/CAP & BASE TRIM	\$212.90
AFC1045	AFC2045	AFC4045	600SPR xx 46	6" x 46" SMOOTH POST KIT, w/CAP & BASE TRIM	\$223.51
100/300 SERIES - OVER THE POST - POSTS AND FITTING					
AFC1160	AFC2160	AFC4160	X236PK xx 180	1-7/8" x 36" LINE POST AND FITTING	\$105.27
AFC1060	AFC2060	AFC4060	X236PK xx FS	1-7/8" x 36" FIXED STAIR INLINE POST w/FITTING	\$115.28
100 SERIES - BRACKET KITS					
AFC1080	AFC2080	AFC4080	100LHK xx	LEVEL BRACKET KIT - PAIR	\$53.32
AFC1081	AFC2081	AFC4081	100AB xx 225	22.5 DEGREE BRACKET KIT - PAIR	\$62.08
AFC1082	AFC2082	AFC4082	100AB xx 45	45 DEGREE BRACKET KIT - PAIR	\$62.08
AFC1083	AFC2083	AFC4083	100AB xx SC4	4" SITE CUT BRACKET KIT - PAIR	\$68.50
AFC1084	AFC2084	AFC4084	100AB xx HP	ADJ. HORIZONTAL BRACKET KIT - ONE	\$97.50
AFC1085	AFC2085	AFC4085	100FHK xx	FIXED STAIR BRACKET KIT - PAIR	\$60.98
200 SERIES - BRACKET KITS					
AFC1090	AFC2090	AFC4090	200LHK xx	LEVEL BRACKET KIT - PAIR	\$53.32
AFC1091	AFC2091	AFC4091	200AB xx 225	22.5 DEGREE BRACKET KIT - PAIR	\$62.08
AFC1092	AFC2092	AFC4092	200AB xx 45	45 DEGREE BRACKET KIT - PAIR	\$62.08
AFC1093	AFC2093	AFC4093	200AB xx SC4	4" SITE CUT BRACKET KIT - PAIR	\$68.50
300 SERIES - BRACKET KITS					
AFC1120	AFC2120	AFC4120	100SHK xx	ADJ. STAIR BRACKET KIT - PAIR	\$118.85



BLACK TEX	BRONZE TEX	WHITE TEX	MFG #	SIZE/DESCRIPTION	PER EACH
150 SERIES - GLASS LEVEL RAIL KITS Kit Includes: Top & bottom rail, top and bottom brackets, two vinyl glass glazing gasket strip, support block material and mounting hardware pack.					
AFC1170	AFC2170	AFC4170	150LR xx 72	72" - GLASS LEVEL RAIL KIT	\$160.45



BLACK TEX	BRONZE TEX	WHITE TEX	MFG #		SIZE/DESCRIPTION	PER EACH
175 SERIES - CABLE LINE POST KIT PRE-DRILLED Kit Includes: Post Cap, Base Trim & ACQ Pad.						
AFC1182	AFC2182	AFC4182	X300CLPK xx 38		3"x38" CABLE LINE POST KIT PRE-DRILLED	\$131.08
175 SERIES - CABLE CORNER POST KIT PRE-DRILLED Kit Includes: Post Cap, Base Trim & ACQ Pad.						
AFC1183	AFC2183	AFC4183	X300CCPK xx 38		3"x38" CABLE CORNER POST KIT PRE-DRILLED	\$149.95
175 SERIES - CABLE LEVEL RAIL KITS Kit Includes: Top & bottom rail, each with one centered baluster connector installed, brackets, a square stabilizer baluster pre-drilled for cable threading, support block material and mounting hardware pack.						
AFC1180	AFC2180	AFC4180	175LR xx 3672		36" x 72", CABLE LEVEL RAIL KIT	\$175.02
175 SERIES - CABLE FIXED STAIR RAIL KITS Kit Includes: Angled cut top & bottom rail, each with one centered angled baluster connector installed, brackets, a square stabilizer baluster pre-drilled for cable threading, support block material and mounting hardware pack.						
AFC1181	AFC2181	AFC4181	175FS xx 3672		42" x 72", CABLE FIXED STAIR RAIL KIT	\$208.70
BLACK TEX	BRONZE TEX	WHITE TEX	PROD #	MFG #	SIZE/DESCRIPTION	PER EACH
175 SERIES - CABLE INFILL FITTINGS						
n/a	n/a	n/a	AFC1940	X175LINEFIT	LINE FITTING W/HARDWARE	\$31.97
n/a	n/a	n/a	AFC1941	X175CRNRFIT	CORNER FITTING W/HARDWARE	\$45.30
n/a	n/a	n/a	AFC1942	X175RELTOOL	FITTING RELEASE TOOL	\$8.51
175 SERIES - CABLE INFILL RUNS						
n/a	n/a	n/a	AFC1947	X175CABLE05	CABLE RUN 1/8" W/THREAD END 5'	\$28.76
n/a	n/a	n/a	AFC1943	X175CABLE10	CABLE RUN 1/8" W/THREAD END 10'	\$35.06
n/a	n/a	n/a	AFC1948	X175CABLE15	CABLE RUN 1/8" W/THREAD END 15'	\$40.86
n/a	n/a	n/a	AFC1944	X175CABLE20	CABLE RUN 1/8" W/THREAD END 20'	\$46.04
n/a	n/a	n/a	AFC1945	X175CABLE30	CABLE RUN 1/8" W/THREAD END 30'	\$64.06
n/a	n/a	n/a	AFC1946	X175CABLE50	CABLE RUN 1/8" W/THREAD END 50'	\$86.15



Welded Gate - Fixed



Lock Latch



Safety Top-Latch



Adjustable Gate



Self-Close Hinges

GATES AND GATE HARDWARE

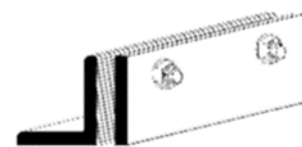
BLACK TEX	BRONZE TEX	WHITE TEX	BLACK	MFG #	SIZE/DESCRIPTION	PER EACH
AFC1200	AFC2200	AFC4200	n/a	100FG y xx 4236	WELDED GATE - 42" x 36" - SQUARE	\$276.83
AFC1201	AFC2201	AFC4201	n/a	XAG xx 4742	ADJ. GATE KIT	\$187.48
n/a	n/a	n/a	AFC1202	XLLAA	GATE LOCK LATCH	\$93.68
n/a	n/a	n/a	AFC1203	XMLTPS2BGA	GATE SAFETY TOP-LATCH	\$237.83
n/a	n/a	n/a	AFC1204	XTCA1L2-MK2PR	SELF-CLOSE HINGE - PAIR	\$115.28



Installation Jig



Natchez Column Brackets



New Post Brackets

HARDWARE, TOUCH UP PAINT AND MISC.

BLACK TEX	BRONZE TEX	WHITE TEX	MIL FINISH	MFG #	SIZE/DESCRIPTION	PER EACH
AFC1920	AFC2920	AFC4920	n/a	000TPS xx	TOUCH-UP PAINT - 4.5 OUNCE SPRAY CAN	\$22.22
n/a	n/a	n/a	AFC1930	AFCO-Tool	INSTALLATION JIG	\$18.26
n/a	n/a	n/a	AFC1931	AHB00201	NATCHEZ COLUMN INSTALLATION BRACKETS	\$47.64
n/a	n/a	n/a	AFC1932	AHB00101	NEWEL POST INSTALLATION BRACKETS	\$47.64



Handrail



End Plug



Rail Connector



90°



5°



34°

Elbows



D Loop



IS Corner Bracket




Return



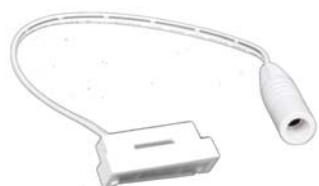
Mounting
Bracket

BLACK TEX	BRONZE TEX	WHITE TEX	MIL FINISH	MFG #	SIZE/DESCRIPTION	PER EACH
ADA RAIL						
AFC1901	AFC2901	AFC4901	n/a	ADA xx 08	8' RAIL SECTION	\$61.22
AFC1902	AFC2902	AFC4902	n/a	ADA xx 10	10' RAIL SECTION	\$73.56
AFC1903	AFC2903	AFC4903	n/a	ADAE5 xx	5 DEGREE ELBOW - ADA RAMP	\$37.51
AFC1904	AFC2904	AFC4904	n/a	ADAE30 xx	30 DEGREE ELBOW	\$37.51
AFC1905	AFC2905	AFC4905	n/a	ADAE32 xx	32 DEGREE ELBOW	\$37.51
AFC1906	AFC2906	AFC4906	n/a	ADAE34 xx	34 DEGREE ELBOW	\$37.51
AFC1907	AFC2907	AFC4907	n/a	ADAE38 xx	38 DEGREE ELBOW	\$37.51
AFC1908	AFC2908	AFC4908	n/a	ADAE90 xx	90 DEGREE ELBOW	\$37.51
AFC1909	AFC2909	AFC4909	n/a	ADADL xx	D LOOP	\$50.48
AFC1910	AFC2910	AFC4910	n/a	ADAWPR xx	90 DEGREE WALL / POST RETURN	\$70.10
AFC1911	AFC2911	AFC4911	n/a	ADABKT xx	MOUNTING BRACKET - 2-1/2" ON CENTER SPACING	\$23.58
AFC1912	AFC2912	AFC4912	n/a	ADAFEP xx	END PLUG	\$9.14
AFC1913	AFC2913	AFC4913	n/a	ADABKTxxIC	INSIDE CORNER BRACKET	\$32.22
n/a	n/a	n/a	AFC1900	ADARAILCONN	ADA RAIL CONNECTOR	\$9.38

WESTERN BUILDERS SUPPLY						
Prod #	Mfg #	Size	Bit Drive Size	Pcs/UOM	UOM	Per UOM
STAR Drive CONSTRUCTION / LAG SCREWS						
Round Washer Head – 5/8" diameter head and 5 cutting nibs. High quality steel – heat treated and hardened. Sharp notched point for quick starting and less walking. Lubricated with deep cutting threads for quick easy driving. Non-obtrusive edges with finished appearance. Bronze ceramic coating.						
G1900	1CTX154	5/16 x 4"	T-30	100	Jar	\$93.78
G1900-25	CTX154-25	5/16 x 4"	T-30	25	Jar	\$34.93



1598



1752



1746



1764



1750



1825

LV LIGHTING

Prod #	MFG #	Color	Box Qty	Priced Per Each
Stair/Side Light w/ (2) ea. Covers:				
Oval dimensions: 1.130" x 3.223", Contains: (1) ea. Lens w/ (3) ea. LED, (1) ea. Half Cover, (1) ea. Full Cover, & (2) ea. Screws, w/ 9" lead wire. End Connector: 0.5" Diameter for use on Stair and side post applications, Draws 0.40 Watts, Available in 3000 & 5000 Kelvin, 12 Lumens *Requires a LED Low Voltage Power Supply				
LMT0101	1598(3K)	Text White	6 Each	\$19.02
LMT0201	1598(3K)	Text Black	6 Each	\$14.19
Ornamental Low Voltage Side Light:				
Dimensions: 1.50" x 0.63" x 0.39", 10" wire lead, End Connector: 0.5" Diameter, Contains: Fixture & (2ea.) Screws. Draws 0.40 Watt, Available in 3000 & 5000 Kelvin, 25 Lumens *Requires a LED Low Voltage Power Supply				
LMT0102	1752(3K)	Text White	6 Each	\$15.94
LMT0202	1752(3K)	Text Black	6 Each	\$15.94
3" Sq. Ornamental Downward Low Voltage Post Cap:				
Maximum profile dimensions 3.01" Sq., Corner Radius: 0.01", Extends 0.50" over the profile, Total Height: 1.20", Draws 0.80 Watts, Available in 3000 & 5000 Kelvin, 35 Lumens *Requires a LED Low Voltage Power Supply				
LMT0103	1746(3K)	Text White	6 Each	\$65.89
LMT0203	1746(3K)	Text Black	6 Each	\$65.89
3" Sq. Ornamental Low Voltage Combo Post Cap:				
Maximum profile dimensions 3.01" Sq., Corner Radius: 0.01", Extends 0.50" over the profile, Total Height: 1.57", Draws 1.60 Watts, Available in 3000 & 5000 Kelvin, 60 Lumens *Requires a LED Low Voltage Power Supply				
LMT0104	1764(3K)	Text White	6 Each	\$113.77
LMT0204	1764(3K)	Text Black	6 Each	\$113.77
3" Sq. Ornamental Low Voltage Post Cap:				
Maximum profile dimensions 3.01" Sq., Corner Radius: 0.01", Extends 0.50" over the profile, Total Height: 1.57", Draws 0.80 Watts, Available in 3000 & 5000 Kelvin, 25 Lumens *Requires a LED Low Voltage Power Supply				
LMT0105	1750(3K)	Text White	6 Each	\$71.20
LMT0106	1750(5K)	Text White	6 Each	\$71.20
LMT0205	1750(3K)	Text Black	6 Each	\$71.20
LMT0207	1750(5K)	Text Black	6 Each	\$95.03
3" Sq. Ornamental Downward Solar Light Post Cap:				
Dimensions: 1.50" x 0.63" x 0.39", 10" wire lead, End Connector: 0.5" Diameter, Contains: Fixture & (2ea.) Screws. Draws 0.40 Watt, Available in 3000 & 5000 Kelvin, 25 Lumens				
LMT0206	1825	Text Black	6 Each	\$91.35



1780



1589



1669



1626



1627



1628



1629



1630



1631

LV LIGHTING

Prod #	MFG #	Box Qty	Priced Per Each
50 Watt LED Low Voltage Smart Power Supply:			
w/ Photo eye, Timer, Remote & Bluetooth 50 Watt, 12 Volt DC, 4.2 Amps Programmable Smart Power Supply includes a uniquely paired remote key fob, 4' output wire lead with molded Tee connector, and 5' wired remote photocell. Built in Bluetooth controls, LED dimmer, timer (1-8 hours or dusk to dawn), teachable photo eye, and diagnostic troubleshooting modes. Android and iPhone apps available. Add up the total wattage of all the bulbs you will be using. This will give you an estimate of which size lighting transformer you will need. Will power approximately a maximum of 65 each (0.8 Watts) lights.			
LMT0001	1780	1 Each	\$329.28
12 Watt Power Supply:			
w/ Photo Eye 12 Watt, 12 Volt DC, 1 AMPs with 9' wire lead with female connector and a TEE connector. Will power approximately a maximum of 16 lights			
LMT0002	1589	1 Each	\$94.13
Dimmer for 12 Watt LED Low Voltage Power Supply:			
w/ Photo Eye For Use With 12 Watt Power Supply, Installed Between Transformer and Photo Eye. Includes Remote Control.			
LMT0003	1669	1 Each	\$76.56
2' Low Voltage LED Harness:			
For Connection From Male Plug To Light, Splitter, Or Harness. Total Length: 24", Female and Male Connector: 0.50" Diameter			
LMT0004	1626	1 Each	\$5.73
5' Low Voltage LED Harness:			
For Connection From Male Plug To Light, Splitter, Or Harness. Total Length: 60", Female and Male Connector: 0.50" Diameter			
LMT0005	1627	1 Each	\$7.40
7' Low Voltage LED Harness:			
For Connection From Male Plug To Light, Splitter, Or Harness. Total Length: 84", Female and Male Connector: 0.50" Diameter			
LMT0006	1628	1 Each	\$10.61
9' Low Voltage LED Harness:			
For Connection From Male Plug To Light, Splitter, Or Harness. Total Length: 108", Female and Male Connector: 0.50" Diameter			
LMT0007	1629	1 Each	\$12.65
2 Output Splitter - Low Voltage LED:			
For Connection From Male Plug To Light, Splitter, Or Harness. Total Length: 7.5", 1 Female and 2 Male Connectors: 0.50" Diameter			
LMT0008	1630	1 Each	\$6.87
5 Output Splitter - Low Voltage LED:			
For Connection From Male Plug To Light, Splitter, Or Harness. Total Length: 7.5", 1 Female and 5 Male Connectors: 0.50" Diameter: 2 Caps For Unused Outputs			
LMT0009	1631	1 Each	\$13.85



Sylvanix Decking offers all the beauty of natural wood with the practicality and long life of composite decking.



Enjoy the look and feel of traditional wood decking with minimal maintenance and a reduced environmental impact.

Sylvanix Decking is the modern alternative, offering ageless beauty and endless possibilities to define your style, your space, and your life.

elite collection™



elements™





SYLVANIX ELITE COLLECTION

The Sylvanix Elite Collection draws from nature to capture the essence and aesthetics of real wood. Subtle color and texture variations mimic the intricate details of natural wood grain. From the subtle blue undertones of Lake Gray to the golden hues of Harvest Brown, the Elite Collection's range of colors are stylish, warm and instantly inviting - ready to complement any surrounding.

ITEM	SIZE	COLOR	UNIT QTY	PRICED PER BOARD
				ANY QTY
ELITE GROOVED BOARD				
SYL0001	5.24 x 0.94 x 12	HARVEST BROWN & TROPICAL GOLD	56	\$70.61
SYL0002	5.24 x 0.94 x 12	MESA BROWN & CHOCOLATE	56	\$70.61
SYL0003	5.24 x 0.94 x 12	CHERRYWOOD & MERLOT	56	\$70.61
SYL0004	5.24 x 0.94 x 12	ASPEN GREY & LAKE GREY	56	\$70.61
SYL0005	5.24 x 0.94 x 12	SAND DUNE & SUMMIT GREY	56	\$70.70
SYL0011	5.24 x 0.94 x 16	HARVEST BROWN & TROPICAL GOLD	56	\$94.16
SYL0012	5.24 x 0.94 x 16	MESA BROWN & CHOCOLATE	56	\$94.16
SYL0013	5.24 x 0.94 x 16	CHERRYWOOD & MERLOT	56	\$94.16
SYL0014	5.24 x 0.94 x 16	ASPEN GREY & LAKE GREY	56	\$94.16
SYL0015	5.24 x 0.94 x 16	SAND DUNE & SUMMIT GREY	56	\$94.26
SYL0021	5.24 x 0.94 x 20	HARVEST BROWN & TROPICAL GOLD	56	\$117.71
SYL0022	5.24 x 0.94 x 20	MESA BROWN & CHOCOLATE	56	\$117.71
SYL0023	5.24 x 0.94 x 20	CHERRYWOOD & MERLOT	56	\$117.71
SYL0024	5.24 x 0.94 x 20	ASPEN GREY & LAKE GREY	56	\$117.71
SYL0025	5.24 x 0.94 x 20	SAND DUNE & SUMMIT GREY	56	\$117.84
ELITE SQUARE EDGE BOARD				
SYL0101	5.24 x 0.94 x 20	TROPICAL GOLD	56	\$117.71
SYL0102	5.24 x 0.94 x 20	HARVEST BROWN	56	\$117.71
SYL0103	5.24 x 0.94 x 20	MESA BROWN	56	\$117.71
SYL0104	5.24 x 0.94 x 20	CHOCOLATE	56	\$117.71
SYL0105	5.24 x 0.94 x 20	CHERRYWOOD	56	\$117.71
SYL0106	5.24 x 0.94 x 20	MERLOT	56	\$117.71
SYL0107	5.24 x 0.94 x 20	LAKE GREY	56	\$117.71
SYL0108	5.24 x 0.94 x 20	ASPEN GREY	56	\$117.71
SYL0109	5.24 x 0.94 x 20	SAND DUNE	56	\$117.84
SYL0110	5.24 x 0.94 x 20	SUMMIT GREY	56	\$117.84
ELITE RISER BOARD				
SYL0111	7.24 x 0.71 x 12	TROPICAL GOLD	48	\$81.28
SYL0112	7.24 x 0.71 x 12	HARVEST BROWN	48	\$81.28
SYL0113	7.24 x 0.71 x 12	MESA BROWN	48	\$81.28
SYL0114	7.24 x 0.71 x 12	CHOCOLATE	48	\$81.28
SYL0115	7.24 x 0.71 x 12	CHERRYWOOD	48	\$81.28
SYL0116	7.24 x 0.71 x 12	MERLOT	48	\$81.28
SYL0117	7.24 x 0.71 x 12	LAKE GREY	48	\$81.28
SYL0118	7.24 x 0.71 x 12	ASPEN GREY	48	\$81.28
SYL0119	7.24 x 0.71 x 12	SAND DUNE	48	\$81.25
SYL0120	7.24 x 0.71 x 12	SUMMIT GREY	48	\$81.25
ELITE FASCIA BOARD				
SYL0121	11.25 x 0.71 x 12	TROPICAL GOLD	48	\$123.72
SYL0122	11.25 x 0.71 x 12	HARVEST BROWN	48	\$123.72
SYL0123	11.25 x 0.71 x 12	MESA BROWN	48	\$123.72
SYL0124	11.25 x 0.71 x 12	CHOCOLATE	48	\$123.72
SYL0125	11.25 x 0.71 x 12	CHERRYWOOD	48	\$123.72
SYL0126	11.25 x 0.71 x 12	MERLOT	48	\$123.72
SYL0127	11.25 x 0.71 x 12	LAKE GREY	48	\$123.72
SYL0128	11.25 x 0.71 x 12	ASPEN GREY	48	\$123.72
SYL0129	11.25 x 0.71 x 12	SAND DUNE	48	\$123.66
SYL0130	11.25 x 0.71 x 12	SUMMIT GREY	48	\$123.66



ELEMENTS

LIGHT WEIGHT, HEAVY HITTER Who says composite decking can't be both affordable and long-lasting? Sylvanix Elements decking is setting a new standard for composite decking that doesn't break the bank. If you are looking for the perfect low maintenance decking solution that will save you both time and money without compromising on style, get ready to transform your outdoor living space with Sylvanix Elements.

ITEM	SIZE	COLOR	UNIT QTY	PRICED PER BOARD
				ANY QTY
ELEMENTS GROOVED BOARD				
SYL1001	5.24 x 0.94 x 12	SPANISH CEDAR	84	\$46.74
SYL1002	5.24 x 0.94 x 12	BRAZILLIAN WALNUT	84	\$46.74
SYL1003	5.24 x 0.94 x 12	COASTAL MIST	84	\$46.74
SYL1011	5.24 x 0.94 x 16	SPANISH CEDAR	84	\$62.32
SYL1012	5.24 x 0.94 x 16	BRAZILLIAN WALNUT	84	\$62.32
SYL1013	5.24 x 0.94 x 16	COASTAL MIST	84	\$62.32
SYL1021	5.24 x 0.94 x 20	SPANISH CEDAR	84	\$77.90
SYL1022	5.24 x 0.94 x 20	BRAZILLIAN WALNUT	84	\$77.90
SYL1023	5.24 x 0.94 x 20	COASTAL MIST	84	\$77.90
ELEMENTS SQUARE EDGE BOARD				
SYL1101	5.24 x 0.94 x 20	SPANISH CEDAR	84	\$77.90
SYL1102	5.24 x 0.94 x 20	BRAZILLIAN WALNUT	84	\$77.90
SYL1103	5.24 x 0.94 x 20	COASTAL MIST	84	\$77.90
ELEMENTS RISER BOARD				
SYL1111	7.24 x 0.71 x 12	SPANISH CEDAR	48	\$81.97
SYL1112	7.24 x 0.71 x 12	BRAZILLIAN WALNUT	48	\$81.97
SYL1113	7.24 x 0.71 x 12	COASTAL MIST	48	\$81.97
ELEMENTS FASCIA BOARD				
SYL1121	11.25 x 0.71 x 12	SPANISH CEDAR	48	\$123.66
SYL1122	11.25 x 0.71 x 12	BRAZILLIAN WALNUT	48	\$123.66
SYL1123	11.25 x 0.71 x 12	COASTAL MIST	48	\$123.66





Exotic wood presence. Customized character.

Zuri® Premium Decking gives homeowners the look, feel and charm of exotic hardwood with none of its maintenance demands. Which adds up to zero tradeoffs and truly unique exterior design possibilities.

Our distinctive inlay design, style and color options add a dramatic visual draw to long runs of diagonal decking. Make an even bigger personal statement by working with one of our designers to create your own detail. Move your exterior environment in the right direction: forward.

Zuri is the gorgeous result of passionate forward thinking and painstaking execution. Its proprietary technology saves much more than time spent preserving the beauty of your deck. It saves our dwindling hardwood forests—protecting these natural resources for future generations.

- Zuri's topcoat provides exceptional resistance to UV light and color fade.
- Each decking shade will retain its just-installed look with minimal color shifting; we back it with our 25-year Color Fastness Warranty.
- Zuri is engineered to be resistant to scratches, stains, color fading, slips and moisture.



ZURI® PREMIUM DECKING				
ITEM	SIZE	COLOR	UNIT QTY	PRICED PER BOARD
				ANY QTY
ZURI GROOVED BOARD				
RYLZ0001	5-1/2" x 1-1/32" x 12'	WEATHERED	64	\$118.77
RYLZ0002	5-1/2" x 1-1/32" x 12'	WALNUT	64	\$118.77
RYLZ0003	5-1/2" x 1-1/32" x 12'	CHESTNUT	64	\$118.77
RYLZ0004	5-1/2" x 1-1/32" x 12'	PECAN	64	\$118.77
RYLZ0005	5-1/2" x 1-1/32" x 12'	BRAZILIA	64	\$118.77
RYLZ0101	5-1/2" x 1-1/32" x 16'	WEATHERED	64	\$158.39
RYLZ0102	5-1/2" x 1-1/32" x 16'	WALNUT	64	\$158.39
RYLZ0103	5-1/2" x 1-1/32" x 16'	CHESTNUT	64	\$158.39
RYLZ0104	5-1/2" x 1-1/32" x 16'	PECAN	64	\$158.39
RYLZ0105	5-1/2" x 1-1/32" x 16'	BRAZILIA	64	\$158.39
RYLZ0201	5-1/2" x 1-1/32" x 20'	WEATHERED	64	\$197.98
RYLZ0202	5-1/2" x 1-1/32" x 20'	WALNUT	64	\$197.98
RYLZ0203	5-1/2" x 1-1/32" x 20'	CHESTNUT	64	\$197.98
RYLZ0204	5-1/2" x 1-1/32" x 20'	PECAN	64	\$197.98
RYLZ0205	5-1/2" x 1-1/32" x 20'	BRAZILIA	64	\$197.98
ZURI SQUARE EDGE BOARD				
RYLZ0301	5-1/2" x 1 " x 20'	WEATHERED	64	\$197.98
RYLZ0302	5-1/2" x 1 " x 20'	WALNUT	64	\$197.98
RYLZ0303	5-1/2" x 1 " x 20'	CHESTNUT	64	\$197.98
RYLZ0304	5-1/2" x 1 " x 20'	PECAN	64	\$197.98
RYLZ0305	5-1/2" x 1 " x 20'	BRAZILIA	64	\$197.98
ZURI GROOVED TRIM BOARD				
RYLZ0401	2-3/16" x 3-9/16" x 12'	WEATHERED	128	\$149.05
RYLZ0402	2-3/16" x 3-9/16" x 12'	WALNUT	128	\$149.05
RYLZ0403	2-3/16" x 3-9/16" x 12'	CHESTNUT	128	\$149.05
RYLZ0404	2-3/16" x 3-9/16" x 12'	PECAN	128	\$149.05
RYLZ0405	2-3/16" x 3-9/16" x 12'	BRAZILIA	128	\$149.05
ZURI RISER BOARD				
RYLZ0601	3/4" x 7-1/4" x 12'	WEATHERED	54	\$155.69
RYLZ0602	3/4" x 7-1/4" x 12'	WALNUT	54	\$155.69
RYLZ0603	3/4" x 7-1/4" x 12'	CHESTNUT	54	\$155.69
RYLZ0604	3/4" x 7-1/4" x 12'	PECAN	54	\$155.69
RYLZ0605	3/4" x 7-1/4" x 12'	BRAZILIA	54	\$155.69
ZURI FASCIA BOARD				
RYLZ0501	3/4" x 11-1/4" x 12'	WEATHERED	36	\$224.90
RYLZ0502	3/4" x 11-1/4" x 12'	WALNUT	36	\$224.90
RYLZ0503	3/4" x 11-1/4" x 12'	CHESTNUT	36	\$224.90
RYLZ0504	3/4" x 11-1/4" x 12'	PECAN	36	\$224.90
RYLZ0505	3/4" x 11-1/4" x 12'	BRAZILIA	36	\$224.90
ITEM	SIZE	COLOR	UOM	PRICED PER UOM
				ANY QTY
ZURI PRE-FAB GROOVED CORNER				
RYLZ0701	14" x 14"	WEATHERED	PIECE	\$62.26
RYLZ0702	14" x 14"	WALNUT	PIECE	\$62.26
RYLZ0703	14" x 14"	CHESTNUT	PIECE	\$62.26
RYLZ0704	14" x 14"	PECAN	PIECE	\$62.26
RYLZ0705	14" x 14"	BRAZILIA	PIECE	\$62.26
ITEM	DESCRIPTION		UOM	PRICED PER UOM
				ANY QTY
ZURI END COAT				
RYLZ0801	ZURI END COAT WEATHERED		PIECE	\$36.23
RYLZ0802	ZURI END COAT WALNUT/PECAN		PIECE	\$36.23
RYLZ0803	ZURI END COAT CHESTNUT		PIECE	\$36.23
RYLZ0805	ZURI END COAT BRAZILIA		PIECE	\$36.23
ZURI-SPACER CLIP				
RYLZ9900	ZURI-SPACER CLIP w/SCREW-3/32" & 1 BIT, BLACK (900/BUCKET)		BUCKET	\$1,029.80
RYLZ9901	ZURI-SPACER CLIP w/SCREW-3/32" & 1 BIT, BLACK (90/CASE)		CASE	\$106.44



Tiger Claw Hidden Fasteners

Prod #	Description	Contains	Any Qty
F0095	TC-G Stainless Steel (No Screws) Use with F-5899-IGUN Installation Gun	Bucket of 900 Fasteners / 500 Sq.Ft at 16" OC	\$640.97
F0096	TC-G Stainless Steel with Screws	Bag Includes: 90 Clips, 92 Screws, 1 Diver Bit 50 Sq.Ft. at 16" OC	\$84.67

Prod #	Description	Any Qty
F2140	#8 Smart-Bit Pre-Drill/Countersink Tool Trim Head Style	\$23.58
F2141	#10Smart-Bit Pre-Drill/Countersink Tool Flat Head Style	\$23.58
F2142	#8 x 1-1/8" Smart-Bit Pre-Drill/Countersink Bit	\$19.29
F2143	#10 x 1-1/8"Smart-Bit Pre-Drill/Countersink Bit	\$19.29

Smart-Bit®

A line of precision tools that aid in the installation of decking fasteners. Deck Screw Depth Setter: For setting screws to the perfect and consistent depth. Compatible with Deckfast® Epoxy, Deckfast® Stainless, Headcote®, Cap-Tor® xd, Deckfast® Metal and other screws. (6 Per Box)


Prod #	MFG #	Qty	Any Qty
F2100	BDA565A	1	\$27.27

Sylvanix | Cap-Tor® xd Epoxy Coated (10x2-3/4") (T-20 Star Drive)

Color Matched Epoxy Coating • Undercut Head • Star Drive • Reverse Thread • Tri-lobe Shank and Acute Thread Angle • Type 17 Auger Tip: For PVC and Composite Decking.

Sylvanix Color/Starborn Color Match	100pc. Accessory Pack	350pc Deck Pack	1750pc Pro pack
	\$15.25	\$54.08	\$222.21
Spanish Cedar, Mesa Brown (#34)	F2001	F2021	F2041
Colonial Mist, Summit Grey, Cottage, Harbor Gray, Granite Gray (#37)	F2002	F2022	F2042
Aspen Grey , Lake Grey (#53)	F2003	F2023	F2043
Castle Gray, Greystone, Mineral, Sandstone Warm Gray (#54)	non-stock	non-stock	F2044
Earl Grey, Gray Birch Dark Slate (#55)	non-stock	F2025	F2045
Harvest Brown, Tropical Gold (#63)	F2006	F2026	F2046
Brownstone, Cocoa Rosy Brown (#65)	non-stock	F2027	F2047
Chocolate, Merlot (#71)	F2008	F2028	F2048
Brazilian Walnut, Cherrywood (#73)	F2009	F2029	F2049
Cinnabar Mahogany (#82)	non-stock	F2030	F2050
Tan, Gray (#31)	F2011	F2031	F2051
Sand (#64)	F2012	F2032	Non-Stock
Cedar (#81)	F2013	F2033	Non-Stock
Sand Dune (#62)	F2014	F2034	F2054

www.starbornindustries.com/deck-matcher/tool



**Sylvanix | Deckfast® Fascia System**


Pre-drilling and Countersinking Fascia Tool • Epoxy Coated or Grade 305 Stainless Steel Fascia Screws: Fastening System for 1/2" - 3/4" PVC and Composite Deck Fascia Boards. Approved by Trex® and other decking manufacturers.

Fascia Tool (6 Per Box)

Prod #	MFG #	Qty	Per Each
F2060	BDA155	1 Each	\$22.08

Epoxy Coated 10x1-7/8" (10 Blister Packs/Box)

Prod #	MFG #	Color	Contains	Any Qty
F2061	FSC34L10188	Spanish Cedar, Mesa Brown (#34)	100 Pc Blister Pack	\$18.02
F2062	FSC37L10188	Colonial Mist, Summit Grey, Cottage, Harbor Gray, Granite, Gray (#37)	100 Pc Blister Pack	\$18.02
F2063	FSC53L10188	Aspen Grey, Lake Grey (#53)	100 Pc Blister Pack	\$18.02
F2066	FSC63L10188	Harvest Brown, Tropical Gold (#63)	100 Pc Blister Pack	\$18.02
F2068	FSC71L10188	Chocolate, Merlot (#71)	100 Pc Blister Pack	\$18.02
F2069	FSC73L10188	Brazilian Walnut, Cherrywood (#73)	100 Pc Blister Pack	\$18.02
F2073	FSC39L10188	White (#39)	100 Pc Blister Pack	\$18.02
F2074	FSC64L10188	Sand (#64)	100 Pc Blister Pack	\$18.02
F2075	FSC81L10188	Cedar (#81)	100 Pc Blister Pack	\$18.02
F2076	FSC62L10188	Sand Dune (#62)	100 Pc Blister Pack	\$18.02



Pro Plug® System for Sylvanix

Separate packs containing: Plugs with PVC/Composite Tool and Epoxy Coated Screws

Epoxy Coated 10x2-3/4" (100sqft or 250lf) (4 Tubs/Case)

Prod #	MFG #	Qty	Any Qty
F2080	PXDCBT10275	375 Pc Tub	\$59.39

Pro Plug System for Sylvanix (100lft KIT), Includes PVC Composite Tool, 150 Screws and 165 Plugs

Prod #	MFG #	Color	Per Box
F2293	PXDC766S275	Aspen Grey	\$81.72
F2294	PXDC767S275	Lake Grey	\$81.72
F2295	PXDC768S275	Chocolate	\$81.72
F2296	PXDC769S275	Spanish Cedar, Mesa Brown	\$81.72
F2297	PXDC770S275	Harvest Brown	\$81.72
F2298	PXDC771S275	Tropical Gold	\$81.72
F2299	PXDC772S275	Brazilian Walnut, Cherrywood	\$81.72
F2300	PXDC773S275	Merlot	\$81.72
F2301	PXDC796S275	Sand Dune	\$81.72
F2302	PXDC797S275	Summit Grey	\$81.72

www.starbornindustries.com/deck-matcher/tool

**Pro Plug® System for Wood**

Prod #	Description		Any Qty
F2144	Pro-Plug For Wood		\$29.93
F2145	Pro-Plug For Wood Bit		\$21.83
Prod #	Description	Contains	Any Qty
F2104	8 x 2-1/2"Pro Plug® System for Wood IPE	100 Stainess Steel Screws, 100 Plugs	\$70.60
F2105	8 x 2-1/2"Pro Plug® System for Wood IPE	350 Stainess Steel Screws, 350 Plugs	\$195.52

Deckfast® Epoxy Count Packs

Prod #	MFG #	Color/Size	Contains	Any Qty
F2110	DT62L162	8 x 1-5/8" - Tan	100 Pc/Pack T-20 Drive	\$9.94
F2111	DT62G162	8 x 1-5/8" - Tan	500 Pc/Tub T-20 Drive	\$29.46
F2112	DT62L200	8 x 2" - Tan	100 Pc/Pack T-20 Drive	\$10.40
F2113	DT84L200	8 x 2" - Red	100 Pc/Pack T-20 Drive	\$10.40
F2114	DT62G200	8 x 2" - Tan	500 Pc/Tub T-20 Drive	\$35.24
F2118	DT62L250	9 x 2-1/2" - Tan	75 Pc/Pack T-25 Drive	\$8.90
F2119	DT84L250	9 x 2-1/2" - Red	75 Pc/Pack T-25 Drive	\$8.90
F2115	DT62F250	9 x 2-1/2" - Tan	250 Pc/Tub T-25 Drive	\$26.46
F2116	DT84F250	9 x 2-1/2" - Red	250 Pc/Tub T-25 Drive	\$26.46
F2117	DT62V250	9 x 2-1/2" - Tan	2500 Pc/Tub T-25 Drive	\$187.20
F2121	DT62L300	9 x 3" - Tan	75 Pc/Pack T-25 Drive	\$9.60
F2122	DT84L300	9 x 3" - Red	75 Pc/Pack T-25 Drive	\$9.60
F2120	DT62V300	9 x 3" - Tan	2000 Pc/Tub T-25 Drive	\$182.93
F2123	DT62F300	9 x 3" - Tan	250 Pc/Tub T-25 Drive	\$29.46
F2124	DT84F300	9 x 3" - Red	250 Pc/Tub T-25 Drive	\$29.46
F2125	DT62L400	10 x 4" - Tan	50 Pc/Pack T-25 Drive	\$9.60
F2126	DT62L500	10 x 5" - Tan	30 Pc/Pack T-25 Drive	\$10.40
F2127	DT62L600	10 x 6" - Tan	30 Pc/Pack T-25 Drive	\$13.29

Headcote® 305 Trim Head Count Packs 100/PC Pack T-15 Star Drive

Prod #	MFG #	Color	Size	Any Qty
F2150	STX34L07162	Spanish Cedar, Mesa #34	7 x 1-5/8"	\$28.77
F2154	STX71L07162	Choco #71	7 x 1-5/8"	\$28.77
F2155	STX73L07162	Brazilian Walnut, Cherrywood #73	7 x 1-5/8"	\$28.77
F2156	STX39L07162	White #39	7 x 1-5/8"	\$28.77

Cap-Tor® xd Headcote® Stainless 305 100/PC Pack T-20 Star Drive

Prod #	MFG #	Color	Size	Any Qty
F2160	TXD39L10250	White #39	10 x 2-1/2"	\$45.64


Cap-Tor® xd Headcote® Stainless 305 350/PC Pack T-20 Star Drive

Prod #	MFG #	Color	Size	Any Qty
F2161	TXD34T10250	Spanish Cedar, Mesa #34	10 x 2-1/2"	\$134.16
F2162	TXD39T10250	White #39	10 x 2-1/2"	\$134.16
F2165	TXD73T10250	Brazilian Walnut, Cherrywood #73	10 x 2-1/2"	\$134.16

www.starbornindustries.com/deck-matcher/tool



Starborn® Structural F23 screws are designed for heavy duty framing applications including decking, fencing, pergolas, landscape timbers, timber framing, and more. They are fully tested and code compliant alternatives to traditional lag screws and through-bolts, with no pre-drilling required. These versatile screws feature a low-profile flat head design that minimizes interference with connectors and finish materials, a unique Tri-Forge™ point for reduced driving torque, and a high-adhesion exterior grade coating. The 4" and 5" lengths are specifically designed for code compliant deck Ledger attachments.



F23

Prod #	MFG #	Color	UOM	Any Qty
F2400	XF23CL0288	Multi 2-7/8" Black 20 Pcs/Pkg	PKG	\$15.14
F2401	XF23CL0400	Ledger/Multi 4" Black 20 Pcs/Pkg	PKG	\$18.09
F2402	XF23CL0500	Ledger/Multi 5" Black 20 Pcs/Pkg	PKG	\$20.85
F2403	XF23CL0600	Multi 6" Black 20 Pcs/Pkg	PKG	\$23.80
F2404	XF23CL0800	Multi 8" Black 20 Pcs/Pkg	PKG	\$31.80
F2405	XF23CL1000	Multi 10" Black 20 Pcs/Pkg	PKG	\$37.31
F2406	XF23CT0288	Multi 2-7/8" Black 50 Pcs/Pkg	PKG	\$21.71
F2407	XF23CT0400	Ledger/Multi 4" Black 50 Pcs/Pkg	PKG	\$27.70
F2408	XF23CT0500	Ledger/Multi 5" Black 50 Pcs/Pkg	PKG	\$33.32
F2409	XF23CT0600	Multi 6" Black 50 Pcs/Pkg	PKG	\$39.70
F2410	XF23CT0800	Multi 8" Black 50 Pcs/Pkg	PKG	\$57.12
F2411	XF23CT1000	Multi 10" Black 50 Pcs/Pkg	PKG	\$70.44
F2412	XF23CQ0288	Multi 2-7/8" Black 250 Pcs/Pkg	PKG	\$95.10
F2413	XF23CQ0400	Ledger/Multi 4" Black 250 Pcs/Pkg	PKG	\$118.05
F2414	XF23CQ0500	Ledger/Multi 5" Black 250 Pcs/Pkg	PKG	\$148.61
F2415	XF23CQ0600	Multi 6" Black 250 Pcs/Pkg	PKG	\$179.54
F2416	XF23CQ0800	Multi 8" Black 250 Pcs/Pkg	PKG	\$243.72
F2417	XF23CQ1000	Multi 10" Black 200 Pcs/Pkg	PKG	\$260.85

Starborn® Structural F23-E and F23-W screws are specifically designed for interior Multi-ply beam connections. They are a fully tested alternative to nails and through-bolts, and can be installed from one side of the beam without pre-drilling. Structural F23-E and F23-W screws feature a unique Tri-Forge™ point for reduced driving torque and a low-profile flat head that minimizes interference with connectors and finish materials. They are available in specific lengths for 2-, 3-, and 4-ply beams. F23-E screws are designed to fasten LVL, LSL, and PSL Multi-ply beams. F23-W screws are designed to fasten 2x sawn lumber Multi-ply beams.



**F23-E
&
F23W**

Structural F23-E				
Prod #	MFG #	Color	UOM	Any Qty
F2450	XF23ET0338	Multi-Ply EWP 3-3/8" Gray 50 Pcs/Pkg	PKG	\$24.85
F2451	XF23ET0500	Multi-Ply EWP 5" Gray 50 Pcs/Pkg	PKG	\$31.42
F2452	XF23ET0675	Multi-Ply EWP 6-3/4" Gray 50 Pcs/Pkg	PKG	\$44.37
F2453	XF23EQ0338	Multi-Ply EWP 3-3/8" Gray 250 Pcs/Pkg	PKG	\$100.15
F2454	XF23EQ0500	Multi-Ply EWP 5" Gray 250 Pcs/Pkg	PKG	\$109.48
F2455	XF23EQ0675	Multi-Ply EWP 6-3/4" Gray 250 Pcs/Pkg	PKG	\$156.12
Structural F23-W				
Prod #	MFG #	Color	UOM	Any Qty
F2470	XF23WT0288	Multi-Ply WD 2-7/8" Gray 50 Pcs/Pkg	PKG	\$21.32
F2471	XF23WT0438	Multi-Ply WD 4-3/8" Gray 50 Pcs/Pkg	PKG	\$27.99
F2472	XF23WT0588	Multi-Ply WD 5-7/8" Gray 50 Pcs/Pkg	PKG	\$37.70
F2473	XF23WQ0288	Multi-Ply WD 2-7/8" Gray 250 Pcs/Pkg	PKG	\$75.68
F2474	XF23WQ0438	Multi-Ply WD 4-3/8" Gray 250 Pcs/Pkg	PKG	\$104.72
F2475	XF23WQ0588	Multi-Ply WD 5-7/8" Gray 250 Pcs/Pkg	PKG	\$148.51



Starborn® Structural H19 screws are designed for wood-to-wood connections in a variety of applications including decking, fencing, pergolas, landscape timbers, timber framing, and more. They are fully tested and code compliant alternatives to traditional lag screws and through-bolts, with no pre-drilling required. Structural H19 screws feature a hex washer head for maximum drivability, a unique Tri-Forge™ point for reduced driving torque, and a high-adhesion exterior grade coating. The 6" screw is ideal for truss or rafter to top plate connections and is a code compliant alternative to toe-nail connections, metal hurricane ties, and seismic clips.

Prod #	MFG #	Color	UOM	Any Qty
F2500	XH19CL0288	Multi 2-7/8" Black 20 Pcs/Pkg	PKG	\$14.28
F2501	XH19CL0400	Multi 4" Black 20 Pcs/Pkg	PKG	\$16.66
F2502	XH19CL0600	Truss/Multi 6" Black 20 Pcs/Pkg	PKG	\$22.28
F2503	XH19CL0800	Multi 8" Black 20 Pcs/Pkg	PKG	\$27.60
F2504	XH19CL1000	Multi 10" Black 20 Pcs/Pkg	PKG	\$32.84
F2505	XH19CT0288	Multi 2-7/8" Black 50 Pcs/Pkg	PKG	\$19.52
F2506	XH19CT0400	Multi 4" Black 50 Pcs/Pkg	PKG	\$25.32
F2507	XH19CT0600	Truss/Multi 6" Black 50 Pcs/Pkg	PKG	\$33.80
F2508	XH19CT0800	Multi 8" Black 50 Pcs/Pkg	PKG	\$40.94
F2509	XH19CT1000	Multi 10" Black 50 Pcs/Pkg	PKG	\$50.27
F2510	XH19CQ0288	Multi 2-7/8" Black 250 Pcs/Pkg	PKG	\$76.16
F2511	XH19CQ0400	Multi 4" Black 250 Pcs/Pkg	PKG	\$102.82
F2512	XH19CQ0600	Truss/Multi 6" Black 250 Pcs/Pkg	PKG	\$131.38
F2513	XH19CQ0800	Multi 8" Black 250 Pcs/Pkg	PKG	\$167.55
F2514	XH19CQ1000	Multi 10" Black 200 Pcs/Pkg	PKG	\$171.36

Starborn® Structural H23 screws are specifically designed to attach deck Ledgers to rim joists. They are fully tested and code compliant alternatives to traditional lag screws and through-bolts, with no pre-drilling required. Structural H23 screws feature a hex washer head for maximum drivability, a unique Tri-Forge™ point for reduced driving torque, and a high-adhesion exterior grade coating. Complete fastening instructions are available in the Deck Ledger to Rim Joist Technical Guide. Structural H23 screws can also be used in a variety of other code compliant wood-to-wood connections.

Prod #	MFG #	Color	UOM	Any Qty
F2550	XH23CL0400	Ledger/Multi 4" Black 20 Pcs/Pkg	PKG	\$18.09
F2551	XH23CL0500	Ledger/Multi 5" Black 20 Pcs/Pkg	PKG	\$20.85
F2552	XH23CT0400	Ledger/Multi 4" Black 50 Pcs/Pkg	PKG	\$27.70
F2553	XH23CT0500	Ledger/Multi 5" Black 50 Pcs/Pkg	PKG	\$33.32
F2554	XH23CQ0400	Ledger/Multi 4" Black 250 Pcs/Pkg	PKG	\$118.05
F2555	XH23CQ0500	Ledger/Multi 5" Black 250 Pcs/Pkg	PKG	\$148.61

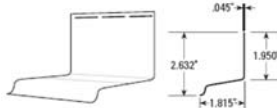
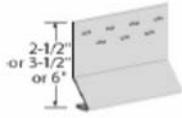


H19



H23

THIS PAGE LEFT BLANK.



DRIP CAP WIDE

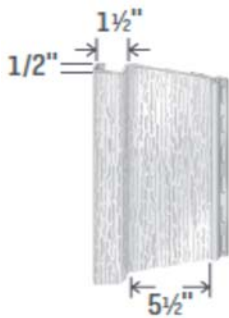
SIDING ACCESSORIES

Prod #	Color	Mfg #	Qty/Ctn	Length	Priced Per Piece	
					Less'n Ctn	Full Ctn
Steel Vinyl Siding Starter Strip: 2-1/2” Wide. Weight: 16 lbs./ctn.						
E3540	Galvanized	1066-00	20 Pcs	10'	\$12.07	\$10.11
Drip Cap Wide (Matte Finish):						
RYL0081	White	MDC2-WH	40 Pcs	12’ 6”	\$10.24	



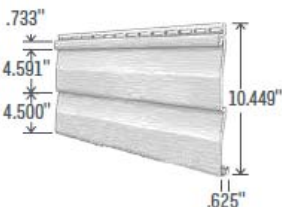

ROYAL TRADITIONAL SIDING & ACCESSORIES

Prod #	Mfg #	Color	Qty/Ctn	Length	Priced Per Piece
Royal Woodland Board & Batten 0.046"					
Length: 10' Qty/Ctn: 1 sq. (17 pnls) Mfg. Code: RWBB-__					
RYL1801	RWBBWH	White	17 pcs	10'	\$14.69
RYL1830	RWBBBST	Brownstone	17 pcs	10'	\$14.69
RYL1822	RWBBGSG	Flagstone	17 pcs	10'	\$14.69
RYL1838	RWBBHS	Harvard Slate	17 pcs	10'	\$14.69
RYL1806	RWBBSA	Sand	17 pcs	10'	\$14.69
RYL1809	RWBBSS	Sterling	17 pcs	10'	\$14.69
RYL1821	RWBBWI	Wicker	17 pcs	10'	\$14.69
RYL1837	RWBBCYP	Cypress	17 pcs	10'	\$15.58
RYL1813	RWBBPC	Pebble Clay	17 pcs	10'	\$15.58
RYL1839	RWBBSTO	Storm	17 pcs	10'	\$15.58
RYL1840	RWBBTA	Toasted Almond	17 pcs	10'	\$15.58
RYL1841	RWBBTM	Tree Moss	17 pcs	10'	\$15.58
RYL1833	RWBBIRST	Ironstone	17 pcs	10'	\$16.46
RYL1842	RWBBMB	Marine Blue	17 pcs	10'	\$16.46
RYL1836	RWBBWGWD	Wedgewood	17 pcs	10'	\$16.46
RYL1828	RWBBGRA	Granite	17 pcs	10'	\$16.46
RYL1834	RWBBMS	Midnight Surf	17 pcs	10'	\$16.46
RYL1835	RWBHRB	Heritage Blue	17 pcs	10'	\$16.46

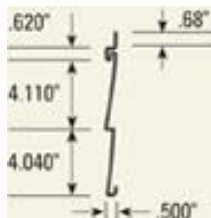




Estate Siding



ROYAL TRADITIONAL SIDING & ACCESSORIES						
Estate Select D-4 Traditional Siding 0.044"						
Length: 12'6" Qty/Ctn: 2 sq. (24 pnls) Mfg. Code: ESTD4-__ _						
Prod #	Color	Color Code	Prod #	Color	Color Code	Priced Per Piece
RYL3001	White	WH				\$14.79
RYL3002	Linen	LI	RYL3019	Heather	HE	\$14.79
RYL3004	Vintage Cream	VC	RYL3038	Harvard Slate	HS	
RYL3006	Sand	SA	RYL3021	Soft Maple	MA	
RYL3009	Sterling	SS	RYL3022	Flagstone	GSG	
RYL3030	Brownstone	---	RYL3023	Blue Gray	BLGY	
RYL3011	Wicker	WI				\$15.78
RYL3013	Pebble Clay	PC	RYL3040	Toasted Almond	TA	
RYL3039	Storm	STO	RYL3041	Tree Moss	TM	
RYL3017	Cypress	CYP	RYL3045	Rockslide	RS	
RYL3024	Walnut	WA	RYL3046	Silvermist	SLM	
RYL3026	Heritage Blue	HRB	RYL3029	Shamrock	SHM	\$16.75
RYL3035	Cocoa	---	RYL3033	Ironstone	---	
RYL3037	Granite	---	RYL3034	Midnight Surf	---	
RYL3042	Marine Blue	MB	RYL3043	Weathered Gray	WG	
RYL3036	Wedgewood	---	RYL3044	Urban Bronze	UB	
RYL3028	Redwood	RDWD	RYL3047	Riverway	RW	
Estate Select D-4.5 Designer Siding 0.044"						
Length: 12' Qty/Ctn: 2 sq. (22 pnls) Mfg. Code: ESTD45D-__ _						
Prod #	Color	Color Code	Prod #	Color	Color Code	Priced Per Piece
RYL3101	White	WH				\$16.15
RYL3102	Linen	LI	RYL3119	Heather	HE	\$16.15
RYL3104	Vintage Cream	VC	RYL3138	Harvard Slate	HS	
RYL3106	Sand	SA	RYL3121	Soft Maple	MA	
RYL3109	Sterling	SS	RYL3122	Flagstone	GSG	
RYL3130	Brownstone	---	RYL3123	Blue Gray	BLGY	
RYL3111	Wicker	WI				\$17.21
RYL3113	Pebble Clay	PC	RYL3140	Toasted Almond	TA	
RYL3139	Storm	STO	RYL3141	Tree Moss	TM	
RYL3117	Cypress	CYP	RYL3145	Rockslide	RS	
RYL3124	Walnut	WA				
RYL3126	Heritage Blue	HRB	RYL3129	Shamrock	SHM	\$18.28
RYL3135	Cocoa	---	RYL3133	Ironstone	---	
RYL3137	Granite	---	RYL3134	Midnight Surf	---	
RYL3142	Marine Blue	MB	RYL3143	Weathered Gray	WG	
RYL3136	Wedgewood	---	RYL3144	Urban Bronze	UB	
RYL3128	Redwood	RDWD				



**UNIVERSAL
J-CHANNEL
MATTE FINISH**



ROYAL TRADITIONAL SIDING & ACCESSORIES

Residential D-4 Traditional Siding 0.042"

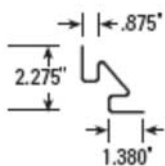
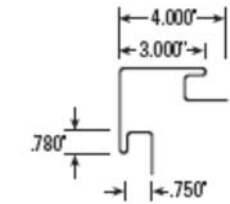
Length: 12'6" Qty/Ctn: 2 sq. (24 pnls) Mfg. Code: RED4-___

Prod #	Color	Color Code	Prod #	Color	Color Code	Priced Per Piece
RYL1501	White	WH				\$13.78

Universal J-Channel: Matte Finish

Length: 12'6" Qty/Ctn: 40 pcs (500 lf) Mfg. Code: 0341MJC-___

Prod #	Color	Color Code	Prod #	Color	Color Code	Priced Per Piece
RYL0001	White	WH				\$8.98
RYL0002	Linen	LI	RYL0011	Wicker	WI	\$8.98
RYL0004	Vintage Cream	VC	RYL0019	Heather	HE	
RYL0006	Sand	SA	RYL0020	Harvard Slate	HS	
RYL0009	Sterling	SS	RYL0121	Soft Maple	MA	
RYL0010	Driftwood	DW	RYL0122	Flagstone	GSG	
RYL0316	Brownstone	---				\$9.61
RYL0013	Pebble Clay	PC	RYL4040	Toasted Almond	TA	
RYL4039	Storm	STO	RYL4041	Tree Moss	TM	
RYL0017	Cypress	CYP	RYL0325	Rockslide	RS	
RYL0124	Walnut	WA	RYL4044	Silvermist	SLM	
RYL0310	Heritage Blue	HRB	RYL0315	Shamrock	SHM	\$10.24
RYL0321	Cocoa	---	RYL0319	Ironstone	---	
RYL4042	Marine Blue	MB	RYL0320	Midnight Surf	---	
RYL0323	Granite	---	RYL0322	Wedgewood	---	
RYL0324	Urban Bronze	UB	RYL4043	Weathered Gray	WG	
RYL0314	Redwood	RDWD	RYL4045	Riverway	RW	



ROYAL TRADITIONAL SIDING & ACCESSORIES

Universal Outside Corner: Matte Finish

Length: 10' Qty/Ctn: 10 pcs (100 lf) Mfg. Code: 034MOP-__ _

Prod #	Color	Color Code	Prod #	Color	Color Code	Priced Per Piece
RYL0021	White	WH				\$31.47
RYL0022	Linen	LI	RYL0039	Heather	HE	\$31.47
RYL0024	Vintage Cream	VC	RYL0040	Harvard Slate	HS	
RYL0026	Sand	SA	RYL0141	Soft Maple	MA	
RYL0029	Sterling	SS	RYL0142	Flagstone	GSG	
RYL0336	Brownstone	---	RYL0143	Blue Gray	BLGY	
RYL0031	Wicker	WI				\$33.67
RYL0033	Pebble Clay	PC	RYL4640	Toasted Almond	TA	
RYL4639	Storm	STO	RYL4641	Tree Moss	TM	
RYL0037	Cypress	CYP	RYL0345	Rockslide	RS	
RYL0144	Walnut	WA	RYL4644	Silvermist	SLM	
RYL0330	Heritage Blue	HRB	RYL0335	Shamrock	SHM	\$35.89
RYL0341	Cocoa	---	RYL0339	Ironstone	---	
RYL4642	Marine Blue	---	RYL0340	Midnight Surf	---	
RYL0343	Granite	MB	RYL0342	Wedgewood	---	
RYL0344	Urban Bronze	UB	RYL4643	Weathered Gray	WG	
RYL0334	Redwood	RDWD	RYL4645	Riverway	RW	

Universal Outside Corner: Matte Finish

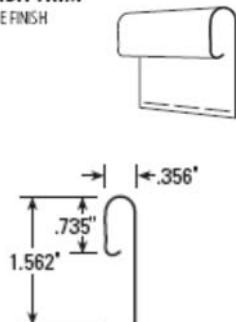
Length: 12' Qty/Ctn: 10 pcs (120 lf) Mfg. Code: 034MOP12-__ _

Prod #	Color	Color Code	Prod #	Color	Color Code	Priced Per Piece
RYL0091	White	WH				\$43.68

7/8" Inside Corner: Matte Finish

Length: 10' Qty/Ctn: 10 pcs (100 lf) Mfg. Code: 078MIP-__ _

Prod #	Color	Color Code	Prod #	Color	Color Code	Priced Per Piece
RYL0041	White	WH				\$22.15
RYL0042	Linen	LI	RYL0059	Heather	HE	\$22.15
RYL0044	Vintage Cream	VC	RYL0060	Harvard Slate	HS	
RYL0046	Sand	SA	RYL0161	Soft Maple	MA	
RYL0049	Sterling	SS	RYL0162	Flagstone	GSG	
RYL0356	Brownstone	---	RYL0163	Blue Gray	BLGY	
RYL0051	Wicker	WI				\$23.69
RYL0053	Pebble Clay	PC	RYL4240	Toasted Almond	TA	
RYL4239	Storm	STO	RYL4241	Tree Moss	TM	
RYL0057	Cypress	CYP	RYL0365	Rockslide	RS	
RYL0164	Walnut	WA	RYL4244	Silvermist	SLM	
RYL0350	Heritage Blue	HRB	RYL0355	Shamrock	SHM	\$25.33
RYL0361	Cocoa	---	RYL0359	Ironstone	---	
RYL4242	Marine Blue	MB	RYL0360	Midnight Surf	---	
RYL0363	Granite	---	RYL0362	Wedgewood	---	
RYL0364	Urban Bronze	UB	RYL4243	Weathered Gray	WG	
RYL0354	Redwood	RDWD	RYL4245	Riverway	RW	

FINISH TRIM
MATTE FINISH

ROYAL TRADITIONAL SIDING & ACCESSORIES

Finish Trim: Matte Finish

Length: 12'6" Qty/Ctn: 40 pcs (400 lf) Mfg. Code: MFT- _ _ _

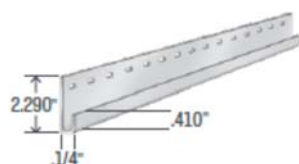
Prod #	Color	Color Code	Prod #	Color	Color Code	Priced Per Piece
RYL0601	White	WH				\$9.97
RYL0607	Linen	LI	RYL0606	Heather	HE	\$9.97
RYL0611	Vintage Cream	VC	RYL0605	Harvard Slate	HS	
RYL0608	Sand	SA	RYL0609	Soft Maple	MA	
RYL0610	Sterling	SS	RYL0604	Flagstone	GSG	
RYL0603	Brownstone	---	RYL0602	Blue Gray	BLGY	
RYL0612	Wicker	WI				
RYL0614	Pebble Clay	PC	RYL0619	Toasted Almond	TA	\$10.68
RYL0618	Storm	STO	RYL0620	Tree Moss	TM	
RYL0613	Cypress	CYP	RYL0385	Rockslide	RS	
RYL0617	Walnut	WA	RYL0636	Silvermist	SLM	
RYL0625	Heritage Blue	HRB	RYL0630	Shamrock	SHM	\$11.38
RYL0623	Cocoa	---	RYL0626	Ironstone	---	
RYL0632	Marine Blue	MB	RYL0627	Midnight Surf	---	
RYL0624	Granite	---	RYL0631	Wedgewood	---	
RYL0634	Urban Bronze	UB	RYL0633	Weathered Gray	WG	
RYL0629	Redwood	RDWD	RYL0637	Riverway	RW	
3/4" Flexible J Channel						
Length: 12'6" Qty/Ctn: 12 pcs (150 lf) Mfg. Code: FLEX01						
Prod #		Color		Color Code		Priced Per
RYL0501		White		WH		\$50.45



SIDING & ACCESSORIES

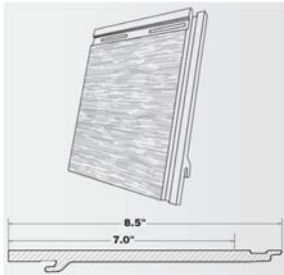


S7CEDAR

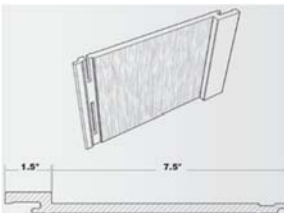


USTARTER

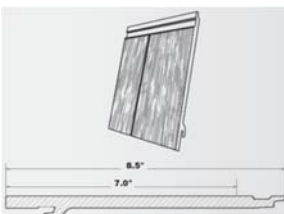
ROYAL TRADITIONAL SIDING & ACCESSORIES					
Prod #	Mfg #	Color	Qty/Ctn	Length	Per Piece
Portsmouth 8' Single 7" Cedar Shingle					
RYL1719	S7CEDARWH	White	22 pcs	8'	\$32.52
RYL1730	S7CEDARBST	Brownstone	22 pcs	8'	\$32.52
RYL1732	S7CEDARGSG	Flagstone	22 pcs	8'	\$32.52
RYL1738	S7CEDARHS	Harvard Slate	22 pcs	8'	\$32.52
RYL1720	S7CEDARSA	Sand	22 pcs	8'	\$32.52
RYL1729	S7CEDARSS	Sterling	22 pcs	8'	\$32.52
RYL1721	S7CEDARWI	Wicker	22 pcs	8'	\$32.52
RYL1722	S7CEDARPC	Pebble Clay	22 pcs	8'	\$32.52
RYL1739	S7CEDARSTO	Storm	22 pcs	8'	\$32.52
RYL1740	S7CEDARTA	Toasted Almond	22 pcs	8'	\$32.52
RYL1741	S7CEDARTM	Tree Moss	22 pcs	8'	\$32.52
RYL1728	S7CEDARGRA	Granite	22 pcs	8'	\$32.52
RYL1727	S7CEDARIRST	Ironstone	22 pcs	8'	\$32.52
RYL1725	S7CEDARRDWD	Redwood	22 pcs	8'	\$32.52
RYL1726	S7CEDARSHM	Shamrock	22 pcs	8'	\$32.52
RYL1742	S7CEDARMB	Marine Blue	22 pcs	8'	\$32.52
RYL1736	S7CEDARWGWD	Wedgewood	22 pcs	8'	\$32.52
RYL1734	S7CEDARMS	Midnight Surf	22 pcs	8'	\$32.52
UNIVERSAL SHAKE & STONE STARTER					
RYL1751	USTARTER	Metal Only	25 pcs	10'	\$22.03



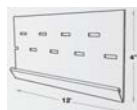
Lap Siding



Board & Batten



Shake



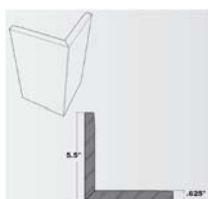
Starter Strip



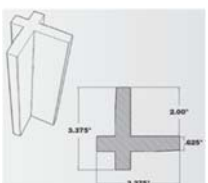
Furring Strip



Brick Mould




Outside Corner Post



Inside Corner Post

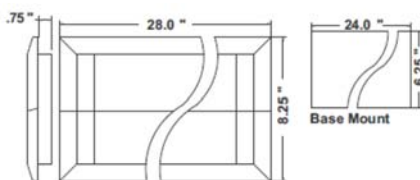
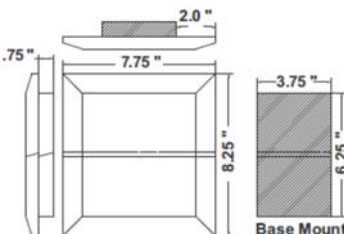
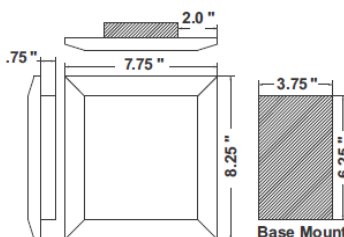
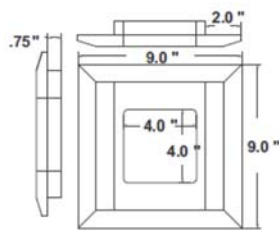
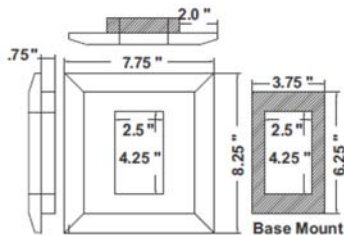
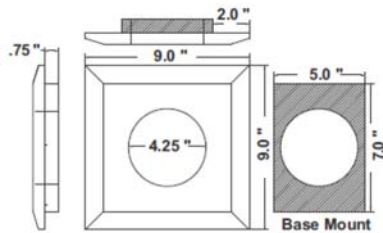
CELECT CELLULAR COMPOSITE SIDING					
Prod #	Mfg #	Color	Qty/Ctn	Length	Full Ctn Only
7" HORIZONTAL LAP SIDING					
CEL5101	5326552	Chestnut	14 pcs / 1 sq	12' 4"	\$578.21
CEL5102	5326595	Frost	14 pcs / 1 sq	12' 4"	\$578.21
CEL5103	5757521	Grove	14 pcs / 1 sq	12' 4"	\$578.21
CEL5104	5336806	Latte	14 pcs / 1 sq	12' 4"	\$578.21
CEL5105	5326683	Shale	14 pcs / 1 sq	12' 4"	\$578.21
CEL5106	5326704	Wrought Iron	14 pcs / 1 sq	12' 4"	\$578.21
BOARD & BATTEN SIDING					
CEL5201	5547857	Latte	15 pcs / 1 sq	10'	\$614.37
CEL5207	5547726	River Rock	15 pcs / 1 sq	10'	\$614.37
CEL5206	5547793	Wrought Iron	15 pcs / 1 sq	10'	\$614.37
7" SHAKE SIDING					
CEL5301	5760906	Latte	21 pcs / 1/2 sq	49-1/2"	\$475.48
CEL5307	5760893	River Rock	21 pcs / 1/2 sq	49-1/2"	\$475.48
CEL5306	5760922	Wrought Iron	21 pcs / 1/2 sq	49-1/2"	\$475.48
Prod #	Mfg #	Color	Qty/Ctn	Length	Per Piece
CELECT STARTER STRIP					
CEL0001	5336380	Aluminum	24 pcs	12'	\$15.14
CELECT UNPAINTED FURRING STRIP - S4S 1"x 2", 16' L					
CEL0002	CELS4S1216UNP	Unpainted	2 pcs	16'	\$20.35
CELECT BRICK MOULD					
CEL0402	5723574	Frost	2 pcs	16'	\$47.04
Prod #	Mfg #	Color	Qty/Bdl	Length	Per Kit
CELECT OUTSIDE CORNER POST KIT - 10'					
Kit Includes: 1 Corner and 2 - 9'3" Long Furring Strips					
CEL0101	5759091	Chestnut	2 kits	10'	\$139.50
CEL0102	5759041	Frost	2 kits	10'	\$139.50
CEL0103	5759171	Grove	2 kits	10'	\$139.50
CEL0104	5759083	Latte	2 kits	10'	\$139.50
CEL0105	5759121	Shale	2 kits	10'	\$139.50
CEL0106	5759139	Wrought Iron	2 kits	10'	\$139.50
CELECT OUTSIDE CORNER POST KIT - 20'					
Kit Includes: 1 Corner and 4 - 9'3" Long Furring Strips					
CEL0201	5759243	Chestnut	2 kits	20'	\$279.02
CEL0202	5759198	Frost	2 kits	20'	\$279.02
CEL0203	5759323	Grove	2 kits	20'	\$279.02
CEL0204	5759235	Latte	2 kits	20'	\$279.02
CEL0205	5759278	Shale	2 kits	20'	\$279.02
CEL0206	5759286	Wrought Iron	2 kits	20'	\$279.02
Prod #	Mfg #	Color	Qty/Ctn	Length	Per Piece
CELECT INSIDE CORNER POST					
CEL0301	5325074	Chestnut	2 pcs	10'	\$104.36
CEL0302	5325015	Frost	2 pcs	10'	\$104.36
CEL0303	5757491	Grove	2 pcs	10'	\$104.36
CEL0304	5325066	Latte	2 pcs	10'	\$104.36
CEL0305	5325111	Shale	2 pcs	10'	\$104.36
CEL0306	5325120	Wrought Iron	2 pcs	10'	\$104.36



Trim Boards














CELECT CELLULAR COMPOSITE SIDING					
Prod #	Mfg #	Color	Qty/Bdl	Size	Per Piece
CELECT S4S TRIMBOARD - 5/8" x 4" x 16'					
CEL0501	5724331	Chestnut	2 pcs	5/8" x 4" x 16'	\$45.01
CEL0502	5724366	Frost	2 pcs	5/8" x 4" x 16'	\$45.01
CEL0503	5757598	Grove	2 pcs	5/8" x 4" x 16'	\$45.01
CEL0504	5724382	Latte	2 pcs	5/8" x 4" x 16'	\$45.01
CEL0505	5724438	Shale	2 pcs	5/8" x 4" x 16'	\$45.01
CEL0506	5678056	Wrought Iron	2 pcs	5/8" x 4" x 16'	\$45.01
CELECT S4S TRIMBOARD - 5/8" x 6" x 16'					
CEL0601	5724454	Chestnut	2 pcs	5/8" x 6" x 16'	\$71.16
CEL0602	5678187	Frost	2 pcs	5/8" x 6" x 16'	\$71.16
CEL0603	5724489	Grove	2 pcs	5/8" x 6" x 16'	\$71.16
CEL0604	5724497	Latte	2 pcs	5/8" x 6" x 16'	\$71.16
CEL0605	5724551	Shale	2 pcs	5/8" x 6" x 16'	\$71.16
CEL0606	5724569	Wrought Iron	2 pcs	5/8" x 6" x 16'	\$71.16
CELECT S4S TRIMBOARD - 5/8" x 8" x 16'					
CEL0701	5724585	Chestnut	2 pcs	5/8" x 8" x 16'	\$92.22
CEL0702	5724614	Frost	2 pcs	5/8" x 8" x 16'	\$92.22
CEL0703	5724622	Grove	2 pcs	5/8" x 8" x 16'	\$92.22
CEL0704	5724631	Latte	2 pcs	5/8" x 8" x 16'	\$92.22
CEL0705	5724690	Shale	2 pcs	5/8" x 8" x 16'	\$92.22
CEL0706	5724702	Wrought Iron	2 pcs	5/8" x 8" x 16'	\$92.22
Prod #	Mfg #	Color	UOM	Size	Per UOM
CELECT CELLULAR COIL 24" x 50'					
CEL1401	5336064	Chestnut	1 roll	24" x 50'	\$252.41
CEL1402	5336101	Frost	1 roll	24" x 50'	\$252.41
CEL1403	5757539	Grove	1 roll	24" x 50'	\$252.41
CEL1404	5336048	Latte	1 roll	24" x 50'	\$252.41
CEL1405	5336179	Shale	1 roll	24" x 50'	\$252.41
CEL1406	5336195	Wrought Iron	1 roll	24" x 50'	\$252.41
CELECT TOUCH UP BOTTLE					
CEL1501	5336401	Chestnut	1 each	4 oz	\$40.34
CEL1502	5336443	Frost	1 each	4 oz	\$40.34
CEL1503	5757555	Grove	1 each	4 oz	\$40.34
CEL1504	5336478	Latte	1 each	4 oz	\$40.34
CEL1505	5336515	Shale	1 each	4 oz	\$40.34
CEL1506	5336531	Wrought Iron	1 each	4 oz	\$40.34






CELECT CELLULAR COMPOSITE SIDING

Prod #	Mfg #	Color	Qty	Size	Per Piece
CELECT VENT/LIGHT MOUNT					
CEL0801	5540719	Chestnut	1 pc	9" x 9"	\$35.44
CEL0802	5540735	Frost	1 pc	9" x 9"	\$35.44
CEL0803	5540727	Grove	1 pc	9" x 9"	\$35.44
CEL0804	5540698	Latte	1 pc	9" x 9"	\$35.44
CEL0805	5540680	Shale	1 pc	9" x 9"	\$35.44
CEL0806	5540701	Wrought Iron	1 pc	9" x 9"	\$35.44
CELECT ELECTRICAL MOUNT					
CEL0901	5541800	Chestnut	1 pc	8-1/4" x 7-3/4"	\$33.80
CEL0902	5540840	Frost	1 pc	8-1/4" x 7-3/4"	\$33.80
CEL0903	5540831	Grove	1 pc	8-1/4" x 7-3/4"	\$33.80
CEL0904	5540815	Latte	1 pc	8-1/4" x 7-3/4"	\$33.80
CEL0905	5540807	Shale	1 pc	8-1/4" x 7-3/4"	\$33.80
CEL0906	5540823	Wrought Iron	1 pc	8-1/4" x 7-3/4"	\$33.80
CELECT RECESSED MOUNT					
CEL1001	5540946	Chestnut	1 pc	9" x 9"	\$32.07
CEL1002	5540962	Frost	1 pc	9" x 9"	\$32.07
CEL1003	5540954	Grove	1 pc	9" x 9"	\$32.07
CEL1004	5540920	Latte	1 pc	9" x 9"	\$32.07
CEL1005	5540911	Shale	1 pc	9" x 9"	\$32.07
CEL1006	5540938	Wrought Iron	1 pc	9" x 9"	\$32.07
CELECT UNIVERSAL MOUNT					
CEL1101	5541068	Chestnut	1 pc	8-1/4" x 7-3/4"	\$33.80
CEL1102	5541447	Frost	1 pc	8-1/4" x 7-3/4"	\$33.80
CEL1103	5541439	Grove	1 pc	8-1/4" x 7-3/4"	\$33.80
CEL1104	5541041	Latte	1 pc	8-1/4" x 7-3/4"	\$33.80
CEL1105	5541033	Shale	1 pc	8-1/4" x 7-3/4"	\$33.80
CEL1106	5541050	Wrought Iron	1 pc	8-1/4" x 7-3/4"	\$33.80
CELECT SPLIT MOUNT					
CEL1201	5541543	Chestnut	1 pc	8-1/4" x 7-3/4"	\$32.07
CEL1202	5541560	Frost	1 pc	8-1/4" x 7-3/4"	\$32.07
CEL1203	5541551	Grove	1 pc	8-1/4" x 7-3/4"	\$32.07
CEL1204	5541527	Latte	1 pc	8-1/4" x 7-3/4"	\$32.07
CEL1205	5541519	Shale	1 pc	8-1/4" x 7-3/4"	\$32.07
CEL1206	5541535	Wrought Iron	1 pc	8-1/4" x 7-3/4"	\$32.07
CELECT GANG BLOCK					
CEL1301	5541666	Chestnut	1 pc	28" x 8-1/4"	\$70.89
CEL1302	5541682	Frost	1 pc	28" x 8-1/4"	\$70.89
CEL1303	5541674	Grove	1 pc	28" x 8-1/4"	\$70.89
CEL1304	5541640	Latte	1 pc	28" x 8-1/4"	\$70.89
CEL1305	5541631	Shale	1 pc	28" x 8-1/4"	\$70.89
CEL1306	5541658	Wrought Iron	1 pc	28" x 8-1/4"	\$70.89

	CELLULAR PVC TRIMS							
	Prod #	Mfg #	Profile #	Color	Size	Qty	Per Piece	Per Unit
	NICKEL GAP SHIPLAP-REVERSABLE							
	RYLT0001	5755242	9830	P546 WHITE	6" x 18'	1 pc	\$75.90	\$67.82
	BEADED PLANKING							
	RYLT0003	n/a	235216	P546 WHITE	3/8"x5-1/2"-16'	1 pc	\$51.61	\$46.11
	COLUMN WRAP							
	RYLT0151	n/a	9807	P546 WHITE SMOOTH	4" x 4" x 10'	1 pc	\$157.19	\$139.96
	RYLT0101	5758291	9811		6" x 6" x 10'	1 pc	\$219.47	\$193.01
	RYLT0121	5758312	9815		8" x 8" x 10'	1 pc	\$300.11	\$268.12
	RYLT0401	5809984	9811	P546 WHT E1-UPC EMB/WDGRN	6" x 6" x 10'	1 pc	\$219.47	\$193.01
	RYLT0421	5810002	9815		8" x 8" x 10'	1 pc	\$300.11	\$268.12
	CONTRACTOR CAP/BASE SET							
	RYLT0141	n/a	9854	P546 WHITE SMOOTH	4 x 4	1 pc	\$55.22	\$50.75
	RYLT0111	5758486	9855		6 x 6	1 pc	\$68.66	\$63.12
	RYLT0131	5758515	9856		8 x 8	1 pc	\$84.12	\$76.01
	RYLT0411	5810168	9855	P546 WHT E1-UPC EMB/WDGRN	6 x 6	1 pc	\$68.66	\$63.12
	RYLT0431	5810184	9856		8 x 8	1 pc	\$84.12	\$76.01
	BRICKMOULD RM 180							
	RYLT0201	5100342	2448	P546 WHITE	2" x 17'	1 pc	\$33.90	\$30.63
	RAM CROWN							
	RYLT0221	5102778	7158	P546 WHITE	1-3/8" x 2-1/16" x 16'	1 pc	\$66.79	\$60.85
	SILL NOSE							
	RYLT0301	5038868	7717	P546 WHITE	1-3/16" x 2" x 16'	1 pc	\$81.10	\$73.88
	QUARTER ROUND							
	RYLT0311	5101610	2689	P546 WHITE	3/4" x 3/4" x 16'	1 pc	\$16.39	\$15.69
	SCOTIA COVE-RM 93							
	RYLT0321	5495022	2021	P546 WHITE	3/4" x 3/4" x 16'	1 pc	\$8.05	\$7.34
	BASE CAP-RM 164							
	RYLT0331	5100561	2450	P546 WHITE	11/16" x 1-1/8" x 16'	1 pc	\$12.52	\$11.41
	DRIP CAP-RM197							
	RYLT0341	5100490	2449	P546 WHITE	11/16" x 1-5/8" x 16'	1 pc	\$23.06	\$21.01
	CROWN-RM 45							
	Prod #	Mfg #	Profile #	Color	Size	Qty	Per Piece	
	RYLT0211	5103762	7491	P546 WHITE	6" x 16'	1 pc	\$97.00	

Royal S4S PVC SurEdge Trimboard™

Royal® SureEdge's four-sided finish and "true square" edges prove that curb appeal and clean installation lie in the details. Plus its broad range of complementary thicknesses, widths, lengths and styles—and its never rot durability—end all conversations that start with, "Which is the best trimboard?"

Reversible S4S Boards						Per Piece	
	Prod #	Size	Actual Size	Length	Pcs/Unit	Less'n Unit	Full Unit
	RYLS0012	5/8 x 4	5/8 x 3-1/2	18 Ft.	129	\$39.87	\$36.26
	RYLS0007	5/4 x 4	1 x 3-1/2	18 Ft.	120	\$58.76	\$53.44
	RYLS0008	5/4 x 6	1 x 5-1/2	18 Ft.	72	\$91.29	\$83.02
	RYLS0009	5/4 x 8	1 x 7-1/4	18 Ft.	54	\$120.71	\$109.77
	RYLS0010	5/4 x 10	1 x 9-1/4	18 Ft.	45	\$153.98	\$140.02
	RYLS0011	5/4 x 12	1 x 11-1/4	18 Ft.	36	\$187.11	\$170.15
	RYLS0001	1 x 4	3/4 x 3-1/2	18 Ft.	156	\$46.08	\$41.90
	RYLS0002	1 x 6	3/4 x 5-1/2	18 Ft.	96	\$72.87	\$66.26
	RYLS0003	1 x 8	3/4 x 7-1/4	18 Ft.	72	\$97.00	\$88.22
	RYLS0004	1 x 10	3/4 x 9-1/4	18 Ft.	60	\$125.21	\$113.85
	RYLS0005	1 x 12	3/4 x 11-1/4	18 Ft.	48	\$148.98	\$135.49
	RYLS0006	1 x 16	3/4 x 15-1/4	18 Ft.	24	\$204.93	\$186.35



Deckfast® Epoxy Trim

Color Matched Epoxy Coating • Reinforced Trim Head with Nibs • T-20 Star Drive • Type 17 Auger
 Tip: For pressure treated/PVC trim and finish applications. (10 Blister Packs/Box)

Prod #	MFG #	Color	Qty	Per Pack
F2000	DTR39L09200	White	100 Pc Blister Pack	\$10.40

Pro Plug® System for Royal®

PVC/Composite Tool (6 Per Box)

Prod #	MFG #	MFG #	Qty	Per Pack
F2103	BDA580	BDA580	1	\$22.08

10x2" Epoxy Royal Pro Plug Kits

Prod #	MFG #	Color	Qty	Per Pack
F2101	PXTC400L200	White Smooth	75 Screws, 85 Plugs Per Pack (50lf)	\$30.39
F2102	PXTC401L200	White Woodgrain	75 Screws, 85 Plugs Per Pack (50lf)	\$30.39

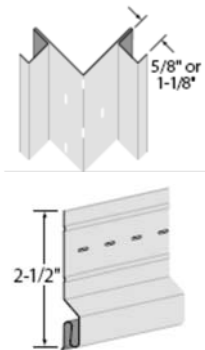
10x2-3/4" Epoxy Royal Pro Plug Kits

Prod #	MFG #	Color	Qty	Per Pack
F2106	PXTC400L275	White Smooth	75 Screws, 85 Plugs Per Pack (50lf)	\$32.24
F2107	PXTC401L275	White Woodgrain	75 Screws, 85 Plugs Per Pack (50lf)	\$32.24

10x2-3/4" Epoxy Royal Pro Plug Kits

Prod #	MFG #	Color	Qty	Per Pack
F2180	PXTC451I275	Chestnut	75 Screws, 85 Plugs Per Pack (50lf)	\$32.24
F2181	PXTC446L275	Frost	75 Screws, 85 Plugs Per Pack (50lf)	\$32.24
F2182	PXTC502L275	Grove	75 Screws, 85 Plugs Per Pack (50lf)	\$32.24
F2183	PXTC448L275	Latte	75 Screws, 85 Plugs Per Pack (50lf)	\$32.24
F2184	PXTC447L275	Shale	75 Screws, 85 Plugs Per Pack (50lf)	\$32.24
F2185	PXTC449L275	Wrought Iron	75 Screws, 85 Plugs Per Pack (50lf)	\$32.24





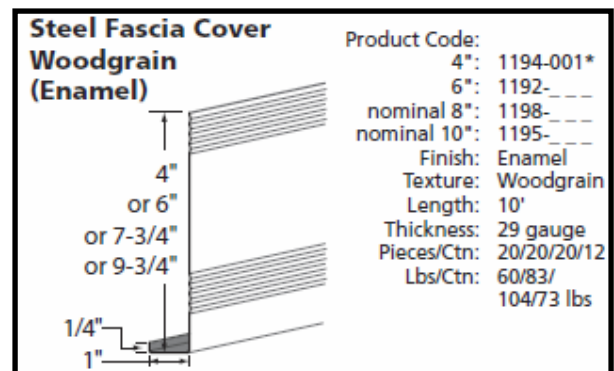
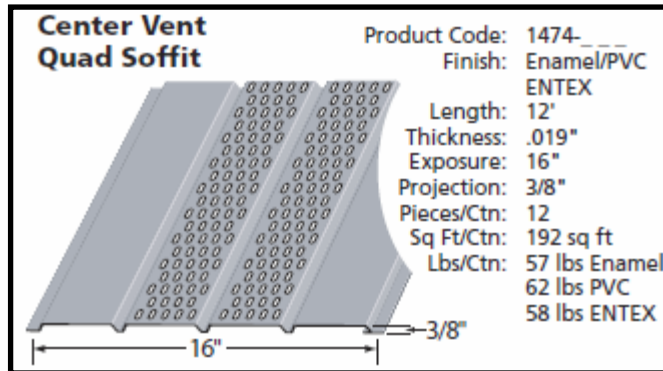
STEEL SIDING ACCESSORIES						** Priced Per Piece **	
Prod #	Color	Mfg #	Length	Lbs/Ctn	Qty/Ctn	Less'n Ctn	Full Ctn
5/8" Snap-On Corner Substrate: (5/8" for hollow-back installation)							
E3101	-----	(#1069-000)	12'	40	10 Pieces	\$57.96	\$50.27
Starter Strip – Steel:							
E3191	-----	(#1063-000)	10'	45	20 Pieces	\$17.26	\$14.98
<p align="center">Siding Cutters Rental Agreement \$25.00 (Net) Per Week. Tool will be billed at full price. When the cutter is returned, full credit, less the rental charge will be given.</p>							
Prod #	Siding		Mfg #		Per Each		
E3250-R	D4 Siding Cutter		(#3020-000)		\$1,866.67		
E3251-R	8" Siding Cutter		(#3025-000)		\$1,866.67		
E3252-R	D5-Dutch Lap Siding Cutter		(#3030-000)		\$1,866.67		

Plain Quad Soffit

Product Code: 1470-_____
Finish: Enamel/PVC
ENTEX

Length: 12'
Thickness: .019"
Exposure: 16"
Projection: 3/8"
Pieces/Ctn: 12
Sq Ft/Ctn: 192 sq ft
Lbs/Ctn: 57 lbs Enamel
62 lbs PVC
58 lbs ENTEx

EDCO SOFFIT SYSTEM						Priced Per Piece	
Prod #	Color	Mfg #	Length	Lbs/Ctn	Qty/Ctn	Less'n Ctn	Full Ctn
12' Aluminum Quad Soffit Solid Vent							
E2720	Polar White (Enamel)	1470-001	12'	65	12 Pieces	\$41.18	\$39.36


**EDCO SOFFIT SYSTEM**

						Priced Per Piece	
Prod #	Color	Mfg #	Length	Lbs/Ctn	Qty/Ctn	Less'n Ctn	Full Ctn
12' Aluminum Quad Soffit Center Vent							
E2700	Polar White (Enamel)	1474-001	12'	65	12 Pieces	\$41.18	\$39.36
E2701	Almond Cream (Entex)	1474-702	12'	65	12 Pieces	\$41.18	\$39.36
E2702	Royal Brown (Entex)	1474-703	12'	65	12 Pieces	\$41.18	\$39.36
E2703	T-Tone (Entex)	1474-708	12'	65	12 Pieces	\$41.18	\$39.36
E2704	Claytone (Entex)	1474-709	12'	65	12 Pieces	\$41.18	\$39.36
E2705	Black (Entex)	1474-711	12'	65	12 Pieces	\$41.18	\$39.36
E2706	Sandtone (Entex)	1474-712	12'	65	12 Pieces	\$41.18	\$39.36
E2707	Statuary Bronze (Entex)	1474-713	12'	65	12 Pieces	\$41.18	\$39.36
E2708	Antique Parchment (Entex)	1474-715	12'	65	12 Pieces	\$41.18	\$39.36
E2709	Wickertone (Entex)	1474-717	12'	65	12 Pieces	\$41.18	\$39.36
E2710	Desert Tone (Entex)	1474-718	12'	65	12 Pieces	\$41.18	\$39.36
E2711	Charcoal Gray (Entex)	1474-728	12'	65	12 Pieces	\$41.18	\$39.36
E3551	Hartford Green (Entex)	1474-706	12'	65	12 Pieces	\$41.18	\$39.36
E3568	Glacier White (Entex)	1474-714	12'	65	12 Pieces	\$41.18	\$39.36
6" Steel Fascia - 10' Woodgrain							
E2660	Polar White (Enamel)	1192-001	10'	80	20 Pieces	\$25.33	\$24.20
E2661	Almond Cream (Entex)	1192-702	10'	80	20 Pieces	\$25.33	\$24.20
E2662	Royal Brown (Entex)	1192-703	10'	80	20 Pieces	\$25.33	\$24.20
E2663	T-Tone (Entex)	1192-708	10'	80	20 Pieces	\$25.33	\$24.20
E2664	Claytone (Entex)	1192-709	10'	80	20 Pieces	\$25.33	\$24.20
E2665	Black (Entex)	1192-711	10'	80	20 Pieces	\$25.33	\$24.20
E2666	Sandtone (Entex)	1192-712	10'	80	20 Pieces	\$25.33	\$24.20
E2667	Statuary Bronze (Entex)	1192-713	10'	80	20 Pieces	\$25.33	\$24.20
E2668	Antique Parchment (Entex)	1192-715	10'	80	20 Pieces	\$25.33	\$24.20
E2669	Wickertone (Entex)	1192-717	10'	80	20 Pieces	\$25.33	\$24.20
E2670	Desert Tone (Entex)	1192-718	10'	80	20 Pieces	\$25.33	\$24.20
E2671	Charcoal Gray (Entex)	1192-728	10'	80	20 Pieces	\$25.33	\$24.20
E3550	Hartford Green (Entex)	1192-706	10'	80	20 Pieces	\$25.33	\$24.20
E3563	Glacier White (Entex)	1192-714	10'	80	20 Pieces	\$25.33	\$24.20
8" Steel Fascia - 10' Woodgrain							
E3470	Polar White (Enamel)	1198-001	10'	100	20 Pieces	\$31.12	\$29.75

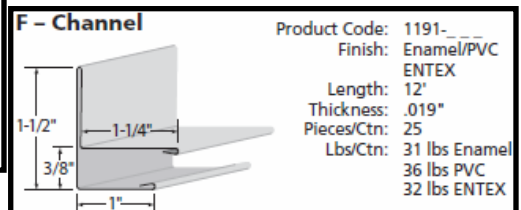
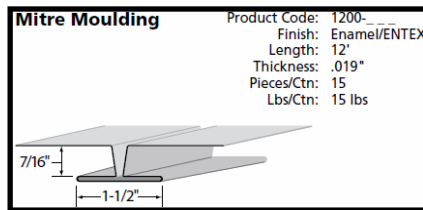
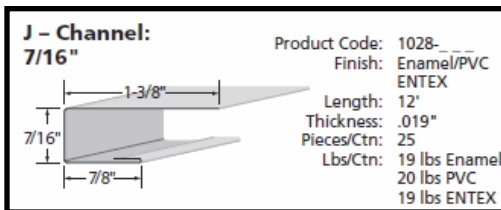


.024"
Smooth with ribs

Length: 12'
Pieces/Ctn: 25
Wtg/Ctn: 50/67/83/100 lbs



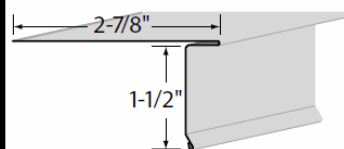
EDCO SOFFIT SYSTEM						Priced Per Piece	
Prod #	Color	Mfg #	Length	Lbs/Ctn	Qty/Ctn	Less'n Ctn	Full Ctn
6" Aluminum Fascia - 12' Smooth							
E2740	Polar White (Enamel)	1141-001	12'	67	25 Pieces	\$27.09	\$25.89
E2741	Almond Cream (Entex)	1141-702	12'	67	25 Pieces	\$27.09	\$25.89
E2742	Royal Brown (Entex)	1141-703	12'	67	25 Pieces	\$27.09	\$25.89
E2744	Claytone (Entex)	1141-709	12'	67	25 Pieces	\$27.09	\$25.89
E2745	Black (Entex)	1141-711	12'	67	25 Pieces	\$27.09	\$25.89
E2747	Statuary Bronze (Entex)	1141-713	12'	67	25 Pieces	\$27.09	\$25.89
E2749	Wickertone (Entex)	1141-717	12'	67	25 Pieces	\$27.09	\$25.89
8" Aluminum Fascia - 12' Smooth							
E2760	Polar White (Enamel)	1142-001	12'	83	25 Pieces	\$34.16	\$32.64
E2761	Almond Cream (Entex)	1142-702	12'	83	25 Pieces	\$34.16	\$32.64
E2762	Royal Brown (Entex)	1142-703	12'	83	25 Pieces	\$34.16	\$32.64
E2764	Claytone (Entex)	1142-709	12'	83	25 Pieces	\$34.16	\$32.64
E2765	Black (Entex)	1142-711	12'	83	25 Pieces	\$34.16	\$32.64
E2767	Statuary Bronze (Entex)	1142-713	12'	83	25 Pieces	\$34.16	\$32.64
E2769	Wickertone (Entex)	1142-717	12'	83	25 Pieces	\$34.16	\$32.64



EDCO SOFFIT SYSTEM						Priced Per Piece	
Prod #	Color	Mfg #	Length	Lbs/Ctn	Qty/Ctn	Less'n Ctn	Full Ctn
7/16"x 12' Aluminum J-Channel							
E2600	Polar White (Enamel)	1028-001	12'	19	25 Pieces	\$12.04	\$11.51
E2601	Almond Cream (Entex)	1028-702	12'	19	25 Pieces	\$12.04	\$11.51
E2602	Royal Brown (Entex)	1028-703	12'	19	25 Pieces	\$12.04	\$11.51
E2603	T-Tone (Entex)	1028-708	12'	19	25 Pieces	\$12.04	\$11.51
E2604	Claytone (Entex)	1028-709	12'	19	25 Pieces	\$12.04	\$11.51
E2605	Black (Entex)	1028-711	12'	19	25 Pieces	\$12.04	\$11.51
E2606	Sandtone (Entex)	1028-712	12'	19	25 Pieces	\$12.04	\$11.51
E2607	Statuary Bronze (Entex)	1028-713	12'	19	25 Pieces	\$12.04	\$11.51
E2608	Antique Parchment (Entex)	1028-715	12'	19	25 Pieces	\$12.04	\$11.51
E2609	Wickertone (Entex)	1028-717	12'	19	25 Pieces	\$12.04	\$11.51
E2610	Desert Tone (Entex)	1028-718	12'	19	25 Pieces	\$12.04	\$11.51
E2611	Charcoal Gray (Entex)	1028-728	12'	19	25 Pieces	\$12.04	\$11.51
E3552	Hartford Green (Entex)	1028-706	12'	19	25 Pieces	\$12.04	\$11.51
E3560	Glacier White (Entex)	1028-714	12'	19	25 Pieces	\$12.04	\$11.51
7/16"x 12' Aluminum F-Channel							
E2640	Polar White (Enamel)	1191-001	12'	30	25 Pieces	\$22.48	\$21.49
E2641	Almond Cream (Entex)	1191-702	12'	30	25 Pieces	\$22.48	\$21.49
E2642	Royal Brown (Entex)	1191-703	12'	30	25 Pieces	\$22.48	\$21.49
E2643	T-Tone (Entex)	1191-708	12'	30	25 Pieces	\$22.48	\$21.49
E2644	Claytone (Entex)	1191-709	12'	30	25 Pieces	\$22.48	\$21.49
E2645	Black (Entex)	1191-711	12'	30	25 Pieces	\$22.48	\$21.49
E2646	Sandtone (Entex)	1191-712	12'	30	25 Pieces	\$22.48	\$21.49
E2647	Statuary Bronze (Entex)	1191-713	12'	30	25 Pieces	\$22.48	\$21.49
E2648	Antique Parchment (Entex)	1191-715	12'	30	25 Pieces	\$22.48	\$21.49
E2649	Wickertone (Entex)	1191-717	12'	30	25 Pieces	\$22.48	\$21.49
E2650	Desert Tone (Entex)	1191-718	12'	30	25 Pieces	\$22.48	\$21.49
E2651	Charcoal Gray (Entex)	1191-728	12'	30	25 Pieces	\$22.48	\$21.49
E3553	Hartford Green (Entex)	1191-706	12'	30	25 Pieces	\$22.48	\$21.49
E3562	Glacier White (Entex)	1191-714	12'	30	25 Pieces	\$22.48	\$21.49
12' Mitre Moulding							
E3520	Polar White (Enamel)	1200-001	12'	16	15 Pieces	\$25.35	\$24.23

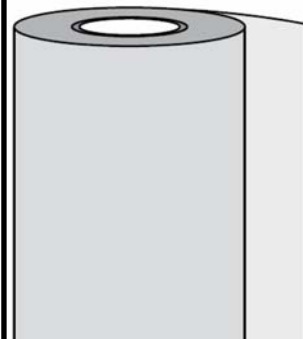


**Roof Drip Edge:
Style D**



Product Code: 1177-____
Finish: Enamel/PVC
ENTEX
Length: 10'
Thickness: 29 gauge
Pieces/Ctn: 25
Lbs/Ctn: 70 lbs

Aluminum Trim Coil
24" x 50'

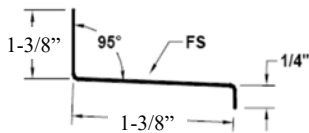


Product Code: 1373-____
Finish: Enamel/PVC
ENTEX
Width: 24"
Length: 50'
Thickness: .019"
Lbs: 27 lbs Enamel
30 lbs PVC
28 lbs ENTEX

10' STEEL ODE ROOF DRIP EDGE

Prod #	Color	Mfg #	Length	Lbs/Ctn	Pcs/Ctn	Less'n Ctn	Full Ctn
E2620	Polar White (Enamel)	1177-001	10'	70	25	\$15.37	\$14.69
E2621	Almond Cream (Entex)	1177-702	10'	70	25	\$15.37	\$14.69
E2622	Royal Brown (Entex)	1177-703	10'	70	25	\$15.37	\$14.69
E2623	T-Tone (Entex)	1177-708	10'	70	25	\$15.37	\$14.69
E2624	Claytone (Entex)	1177-709	10'	70	25	\$15.37	\$14.69
E2625	Black (Entex)	1177-711	10'	70	25	\$15.37	\$14.69
E2626	Sandtone (Entex)	1177-712	10'	70	25	\$15.37	\$14.69
E2627	Statuary Bronze (Entex)	1177-713	10'	70	25	\$15.37	\$14.69
E2628	Antique Parchment (Entex)	1177-715	10'	70	25	\$15.37	\$14.69
E2629	Wickertone (Entex)	1177-717	10'	70	25	\$15.37	\$14.69
E2630	Desert Tone (Entex)	1177-718	10'	70	25	\$15.37	\$14.69
E2631	Charcoal Gray (Entex)	1177-728	10'	70	25	\$15.37	\$14.69
E3554	Hartford Green (Entex)	1177-706	10'	70	25	\$15.37	\$14.69
E3561	Glacier White (Entex)	1177-714	10'	70	25	\$15.37	\$14.69

24" x 50' Aluminum Trim Coil						Per Roll
E2680	Polar White (Enamel)	1373-001	50'	27	1	\$210.73
E2681	Almond Cream (Entex)	1373-702	50'	28	1	\$210.73
E2682	Royal Brown (Entex)	1373-703	50'	28	1	\$210.73
E2683	T-Tone (Entex)	1373-708	50'	28	1	\$210.73
E2684	Claytone (Entex)	1373-709	50'	28	1	\$210.73
E2685	Black (Entex)	1373-711	50'	28	1	\$210.73
E2686	Sandtone (Entex)	1373-712	50'	28	1	\$210.73
E2687	Statuary Bronze (Entex)	1373-713	50'	28	1	\$210.73
E2688	Antique Parchment (Entex)	1373-715	50'	28	1	\$210.73
E2689	Wickertone (Entex)	1373-717	50'	28	1	\$210.73
E2690	Desert Tone (Entex)	1373-718	50'	28	1	\$210.73
E2691	Charcoal Gray (Entex)	1373-728	50'	28	1	\$210.73
E2692	Hartford Green (Entex)	1373-706	50'	28	1	\$210.73
E3566	Glacier White (Entex)	1373-714	50'	28	1	\$210.73



CLENDENIN BROS.

**SOFFIT SYSTEM**

Enamel Finish Colors: (001) Polar White, (006) Hartford Green, (013) Statuary Bronze, (008) T-Tone, (003) Royal Brown, (012) Sandtone, (009) Claytone, (015) Antique Parchment.

ALUMINUM DRIP CAP

Prod #	Mfg #	Size	Qty/Ctn	Color	1-9 Rolls	10+ Rolls
E0580	ADC15	1-1/2" x 10'	10	White	\$23.39	\$16.86

1-1/4" STAINLESS STEEL TRIM NAILS - 1 Lb Box**Priced Per Package**

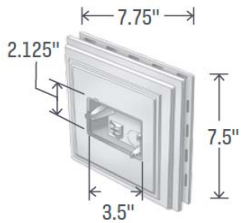
Prod #	Color	1-9 Pkgs	10+ Pkgs
G1200	Snow White / Polar White	\$30.00	\$26.32
G1201	Terra / Terratone	\$30.00	\$26.32
G1202	Dusty Clay / Claytone	\$30.00	\$26.32
G1203	Brownstone / Royal Brown	\$30.00	\$26.32
G1204	Mountain Green / Hartford Green	\$30.00	\$26.32
G1205	Mocha / Statuary Bronze	\$30.00	\$26.32
G1206	Northern Wd / Sandtone	\$30.00	\$26.32
G1207	Moccasin / Almond Cream	\$30.00	\$26.32
G1208	Sandalwood / Wickertone	\$30.00	\$26.32
G1209	Eggshell / Antique Parchment	\$30.00	\$26.32
G1211	Libertery Gray / Charcoal Gray	\$30.00	\$26.32
G1212	Ebone / Black	\$30.00	\$26.32
G1213	Desert Tone	\$30.00	\$26.32

INTAKE / EXHAUST MASTER

Prod #	Color	Qty/Ctn	Each
BGP3200	White	1 Each	\$76.73

MOUNTING BLOCKS

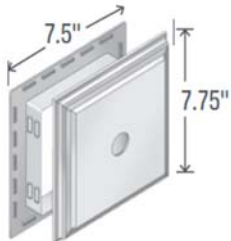
See Color Match Charts on the next page to place your order.



E-MOUNT ELECTRICAL BLOCK

A dual-purpose electrically-approved mounting block engineered for both light fixtures and electrical receptacle applications. e-Mount's electrical box is self-contained within the block, greatly simplifying wiring. The result is a flush-mounted device that requires virtually no air infiltration.

Outside Dimensions	Depth of J-Channel	J-Channel Positions	Mfg #	Units Per Ctn	Less'n Ctn	Full Ctn
7.5" x 7.75"	1"	.8"	10***	10	\$26.93	\$25.35



S-MOUNT STANDARD MOUNT

Can be used for mounting light fixtures, receptacles or faucets. Two-piece design with a 1-inch hole. Also available in a range of popular colors.

Note: To be used in conjunction with an electrically-approved box.

Outside Dimensions	Depth of J-Channel	J-Channel Positions	Mfg #	Units Per Ctn	Less'n Ctn	Full Ctn
7.5" x 7.75"	1"	.75" to 1.25"	13***	10	\$20.83	\$19.62

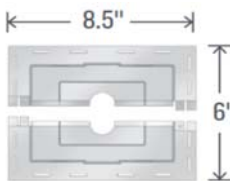


L-MOUNT LARGE STANDARD MOUNT

Can be used for mounting light fixtures, receptacles or faucets. Two-piece design with a 1-inch hole. Also available in a range of popular colors.

Note: To be used in conjunction with an electrically-approved box.

Outside Dimensions	Depth of J-Channel	J-Channel Positions	Mfg #	Units Per Ctn	Less'n Ctn	Full Ctn
7.5" x 12"	1"	.75" to 1.25"	41***	10	\$35.06	\$33.00



R-MOUNT RECESSED SPLIT MOUNT

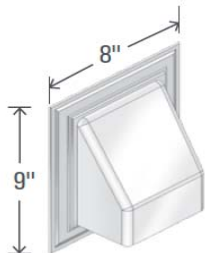
The ideal mount for remodeling. Larger than the industry standard, it allows easier use of receptacles and faucets, as well as more room for clear turning of the faucet handle.

Outside Dimensions	Depth of J-Channel	J-Channel Positions	Mfg #	Units Per Ctn	Less'n Ctn	Full Ctn
6" x 8.5"	1"	.75" to 1.25"	15***	10	\$23.15	\$21.79



S-VENT SOFFIT VENT COVER - Snaps onto b-Vent converting it to a soffit or intake vent.

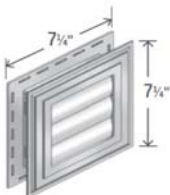
Outside Dimensions	Color	Mfg #	Units Per Ctn		
7.75" x 7.75"	White	18***	10	\$14.55	\$13.69



D-VENT HOODED VENT W/4" METAL TUBE

Unique paddle wheel design helps to eliminate lint build-up and discourages birds and rodents from entering vent. Lid is recessed into the base when the dryer is not running, further discouraging bird/rodent entry. Cover snaps onto base, hiding paddle wheel and flaps. Unique tube connection on back allows for easy retrofit.

Outside Dimensions	Depth of J-Channel	J-Channel Positions	Mfg #	Units Per Ctn	Each
8" x 9"	1"	.75" to 1.25"	46***	1	\$47.30



B-VENT EXHAUST VENT W/4" METAL TUBE

Low profile exhaust/dryer vent with practical features, including snaps for accepting 4" tubes and grid to keep birds out. Adjusts from .75" to 1.25". Available in a range of popular colors.

Outside Dimensions	Depth of J-Channel	J-Channel Positions	Mfg #	Units Per Ctn	Each
7.25" x 7.25"	1"	.75" to 1.25"	45***	1	\$40.68



4" to 3" REDUCER - Used with the b-vent.

Badger Prod #	Mfg #	Units Per Ctn	Less'n Ctn	Full Ctn
BGP1800	34***	20	\$8.27	\$7.78

BLUEGRASS/ROYAL **COLOR MATCH CHART**

Royal	Edco	E-Mount	S-Mount	R-Mount	L-Mount	B-Vent	D-Vent
		10 / Ctn	10 / Ctn	10 / Ctn	10 / Ctn	1 / Ctn	1 / Ctn
		Prod #	Prod #	Prod #	Prod #	Prod #	Prod #
Blue Gray	---	BGP1016	BGP1216	BGP1616	BGP1416	BGP1816	BGP2016
Brownstone	---	BGP1030	BGP1230	BGP1630	BGP1430	BGP1830	BGP2030
Cocoa	---	BGP1035	BGP1235	BGP1635	BGP1435	BGP1835	BGP2035
Cypress	---	BGP1007	BGP1207	BGP1607	BGP1407	BGP1807	BGP2007
Flagstone	---	BGP1031	BGP1231	BGP1631	BGP1431	BGP1831	BGP2031
Granite	---	BGP1038	BGP1238	BGP1638	BGP1438	BGP1838	BGP2038
Harvard Slate	---	BGP1010	BGP1210	BGP1610	BGP1410	BGP1810	BGP2010
Heather	---	BGP1011	BGP1211	BGP1611	BGP1411	BGP1811	BGP2011
Heritage Blue	---	BGP1012	BGP1212	BGP1612	BGP1412	BGP1812	BGP2012
Ironstone	---	BGP1034	BGP1234	BGP1634	BGP1434	BGP1834	BGP2034
Linen	Colonial White	BGP1014	BGP1214	BGP1614	BGP1414	BGP1814	BGP2014
Marine Blue	---	BGP1045	BGP1245	BGP1645	BGP1445	BGP1845	BGP2045
Midnight Surf	---	BGP1039	BGP1239	BGP1639	BGP1439	BGP1839	BGP2039
Pebble Clay	Claytone	BGP1018	BGP1218	BGP1618	BGP1418	BGP1818	BGP2018
Redwood	---	BGP1032	BGP1232	BGP1632	BGP1432	BGP1832	BGP2032
Riverway	---	BGP1050	BGP1250	BGP1650	BGP1450	BGP1850	BGP2050
Rockslide	---	BGP1048	BGP1248	BGP1648	BGP1448	BGP1848	BGP2048
Sand	Desert Tone	BGP1022	BGP1222	BGP1622	BGP1422	BGP1822	BGP2022
Shamrock	---	BGP1037	BGP1237	BGP1637	BGP1437	BGP1837	BGP2037
Silvermist	---	BGP1049	BGP1249	BGP1649	BGP1449	BGP1849	BGP2049
Soft Maple	---	BGP1023	BGP1223	BGP1623	BGP1423	BGP1823	BGP2023
Sterling	---	BGP1024	BGP1224	BGP1624	BGP1424	BGP1824	BGP2024
Storm	---	BGP1042	BGP1242	BGP1642	BGP1442	BGP1842	BGP2042
Toasted Almond	---	BGP1043	BGP1243	BGP1643	BGP1443	BGP1843	BGP2043
Tree Moss	---	BGP1044	BGP1244	BGP1644	BGP1444	BGP1844	BGP2044
Urban Bronze	---	BGP1047	BGP1247	BGP1647	BGP1447	BGP1847	BGP2047
Vintage Cream	---	BGP1027	BGP1227	BGP1627	BGP1427	BGP1827	BGP2027
Walnut	---	BGP1036	BGP1236	BGP1636	BGP1436	BGP1836	BGP2036
Weathered Gray	---	BGP1046	BGP1246	BGP1646	BGP1446	BGP1846	BGP2046
Wedgewood	---	BGP1033	BGP1233	BGP1633	BGP1433	BGP1833	BGP2033
White	---	BGP1028	BGP1228	BGP1628	BGP1428	BGP1828	BGP2028
Wicker	Wickertone	BGP1029	BGP1229	BGP1629	BGP1429	BGP1829	BGP2029

FANFOLD UNDERLAYMENT BOARD					
SIDING UNDERLAYMENT					
GreenGuard® Q-Series products consist of rigid, extruded polystyrene foam with tough polystyrene cap-sheets that are designed to withstand the rigors of jobsite handling. These products provide a smooth, level surface for new siding. The products are perforated to allow potentially harmful moisture vapor to escape so that it does not become trapped in the wall systems.					
				*** Priced Per Bundle***	
Prod #	Mfg #	Size	Qty/UOM	Less'n Pallet	Full Pallet
E0101	Q250	1/4" x 4' x 48'	2 Sq/Bdl - 68 Bdl/Pallet	\$91.33	\$84.58

Property	Test Method	NP14
R-Value	ASTM C518 @ 75°F Mean	.9
Water Vapor Permanence	ASTM E96 Desiccant Meth-	1.7
Water Absorption Max % by Volume	ASTM C 272	2.0
Fire Characteristics	ASTM E	
Flame Spread	E 84/UL 723	25
Smoke Developed		250



PREFINISHED SIDING/NU-ALUM PANELS

NU-ALUM PANELS:

Embossed aluminum laminated to waferboard or plywood. For exterior walls and decorative construction application. Nu Alum panels are a low maintenance, structural panel, combining plywood or waferboard with aluminum in a durable, attractive external wall panel..

COLORS: Bronze or White



**CALL BADGER OFFICE
FOR ALL PRICING**

www.pactiv.com & www.nudo.com

THIS PAGE LEFT BLANK



LP® SmartSide® products deliver all the warmth and beauty of traditional wood, plus the durability and workability of engineered wood. Our SmartGuard® manufacturing process actually improves upon nature, creating products that are engineered for strength, performance and protection against fungal decay and termites. The LP SmartSide family features four distinct product collections, all backed by an industry-leading 5/50 Year Transferable Limited Warranty.

Prod #	Size	Qty/Unit	Finish	Priced Per Piece	
				Any Qty	
LPA151	8" H-Moulding	100 Pcs	Primed	\$4.28	
Lap Siding - Cedar Textured Strand (11pcs/sq):					
LPA000	3/8" x 8" x 16'	270 Pcs	Primed	\$22.91	
Prod #	Size	Qty/Unit	Finish	Priced Per Piece	
				Less'n 40 Pcs Prefinished	40+ Pcs Prefinished
Strand Mitered Outside Cedar Corner:					
LPA141	5/4 x 4" x 10'	48 Pcs	Prefinished LP White	\$132.16	\$128.58
Cedar Strand Textured Trim:					
LPA130	5/4" x 4" x 16'	216 Pcs	Prefinished LP White	\$39.31	\$38.24
LPA131	5/4" x 6" x 16'	128 Pcs	Prefinished LP White	\$62.76	\$60.05
LPA132	5/4" x 8" x 16'	96 Pcs	Prefinished LP White	\$83.68	\$80.07
LPA133	5/4" x 10" x 16'	90 Pcs	Prefinished LP White	\$132.68	\$126.93
LPA134	5/4" x 12" x 16'	72 Pcs	Prefinished LP White	\$159.19	\$152.30
Touch Up Paint		Prod #	Color	Any Qty	
Quart		LPA501	Prefinished LP White	\$91.92	
Aluminum Bent Drip Cap - 2"x1-1/8"x1/4"x10'			White	Teritone	Each
			E0800	E0802	\$23.46



NAILSAll Packaged in 50# Cartons (Unless specified otherwise.)**CEMENT COATED SINKERS:** Countersunk heads, diamond point.

Prod #	Size	Length	Gauge	Head Dia.	Qty/Lb	By the Lb	1-19 Ctns
G0048	8d	2-3/8"	11-1/2	17/64	142	---	\$134.19
G0050	16d	3-1/4"	9	---	61	---	\$146.84
G0050-30#	16d	3-1/4"	9	---	61	---	\$110.81

BARBED ROOFING: Galvanized, large head. Nails per square: 320.

Prod #	Length	Gauge	Head Dia.	Qty/Lb	By the Lb	1-19 Ctns
G0064	1-1/4"	11	7/16	—	---	\$181.36
G0065	1-1/2"	11	7/16	193	---	\$181.36
G0066	1-3/4"	11	7/16	168	---	\$181.36
G0067	2"	11	7/16	144	---	\$215.34
G0068	2-1/2"	11	7/16	137	---	\$215.34

1-1/4" STAINLESS STEEL TRIM NAILS

Prod #	Box Size	Color	1-9 Boxes	10+ Boxes
G1200	1# Box	Polar White / Glacier White	\$30.00	\$26.32
G1201	1# Box	Terra / Terratone	\$30.00	\$26.32
G1202	1# Box	Dusty Clay / Claytone	\$30.00	\$26.32
G1203	1# Box	Brownstone / Royal Brown	\$30.00	\$26.32
G1204	1# Box	Mountain Green / Hartford Green	\$30.00	\$26.32
G1205	1# Box	Mocha / Statuary Bronze	\$30.00	\$26.32
G1206	1# Box	Northern Wd / Sandtone	\$30.00	\$26.32
G1207	1# Box	Moccasin / Almond Cream	\$30.00	\$26.32
G1208	1# Box	Sandalwood / Wickertone	\$30.00	\$26.32
G1209	1# Box	Eggshell / Antique Parchment	\$30.00	\$26.32
G1211	1# Box	Libertery Gray / Charcoal Gray	\$30.00	\$26.32
G1212	1# Box	Ebone / Black	\$30.00	\$26.32
G1213	1# Box	Desert Tone	\$30.00	\$26.32

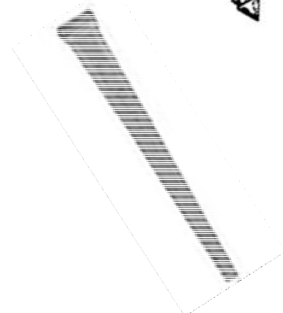

HARDENED POLE BARN NAILS

Also excellent for common nail application. Sharp threads provide excellent holding power in pressure-treated poles and timbers. Also popular for other applications where high holding power is required.

Prod #	Size	Length	Gauge	Head Diameter	Approx Nails/Lb	Lb	Full Ctn
G0084	20d	4"	7	3/8"	35	---	\$332.61
G0085	30d	4-1/2"	7	3/8"	31	---	\$332.61
G0086	40d	5"	7	3/8"	28	---	\$332.61
G0087	60d	6"	7	3/8"	24	---	\$332.61

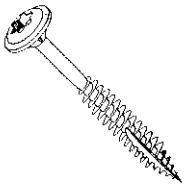
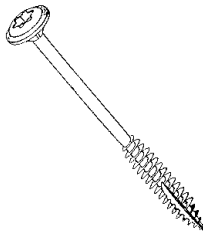
GALVANIZED HARDENED POLE BARN NAILS (50#/ctn.)

Prod #	Size	Length	Gauge	Head Diameter	Approx Nails/Lb	Full Ctn
G0080	20d	4"	7	3/8"	35	\$364.33





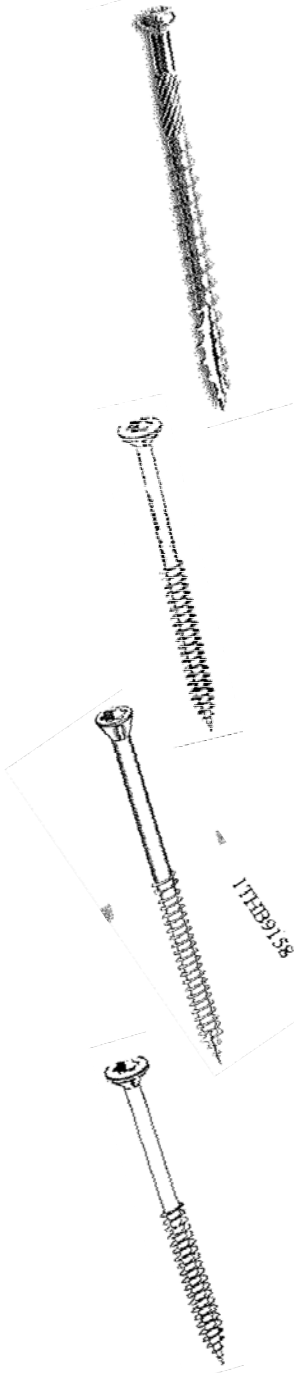
NAILS All Packaged in 50# Cartons (Unless specified otherwise.)						
WESTERN BUILDERS SUPPLY - INSERT BITS						
Piece Prod #	Jar Prod #	Mfg #	Bit Drive Size	Qty/Jar	Per Piece	Per Jar
TORX INSERT BITS						
G1932P	G1932	T30X1J	Torx 30 x 1"	200	\$1.54	\$227.62
TORX POWER BITS						
G1935P	G1935	T20X2J	Torx 20 x 2"	100	\$2.70	\$200.05
G1936P	G1936	T25X2J	Torx 25 x 2"	100	\$2.70	\$200.05
PHILLIPS INSERT BITS						
G1937P	G1937	P21J	#2 1" Phillips	200	\$1.21	\$180.19



WESTERN BUILDERS SUPPLY

Prod #	Mfg #	Size	Bit Drive Size	Pcs/UOM	UOM	Per UOM
STAR Drive CONSTRUCTION / LAG SCREWS						
Round Washer Head – 5/8" diameter head and 5 cutting nibs. High quality steel – heat treated and hardened. Sharp notched point for quick starting and less walking. Lubricated with deep cutting threads for quick easy driving. Non-obtrusive edges with finished appearance. Bronze ceramic coating.						
G1920	1CTX15212	5/16 2-1/2"	T-30	100	Jar	\$62.87
G1918	1CTX153	5/16 3"	T-30	100	Jar	\$73.17
G1921	1CTX15312	5/16 3-1/2"	T-30	100	Jar	\$78.33
G1900	1CTX154	5/16 x 4"	T-30	100	Jar	\$93.78
G1900-25	CTX154-25	5/16 x 4"	T-30	25	Jar	\$34.93
G1919	1CTX155	5/16 5"	T-30	100	Jar	\$115.84
G1901	1CTX156	5/16 x 6"	T-30	100	Jar	\$145.98
ROUND WASHER HEAD CABINET SCREWS: Gold zinc coating.						
G1902-5#	5CAB10212	10 x 2-1/2"	T-25	395	5# Jar	\$73.54
G1903-5#	5CAB103	10 x 3"	T-25	312	5# Jar	\$73.54
BLACK LOG SCREWS						
Black log screws are partially threaded (2"), with a hex washer head and have an epoxy resin coating designated as Black Log.						
G1880	BL146-25	#14 x 6"	5/16" Hex	25	Bucket	\$31.26
MAGNETIC NUTSETTER						
G1879	N5162916J	2-9/16" Long	5/16"	25	Jar	\$153.71
G1879P	N5162916(PC)	2-9/16" Long	5/16"	1	Piece	\$8.31

WESTERN BUILDERS SUPPLY						
Prod #	Mfg #	UOM	Screw Size	Bit Drive Size	Pcs /UOM	Per UOM
TINY HEAD" FINISH SCREWS						
For fine carpentry, window extension jambs and other applications where a very small screw head is required. The exceptionally small head prevents most material from splitting and usually makes pre-						
G1940-1#	1FS7158	#1 Jar	7 x 1-1/5"	T-10	239	\$22.06
G1941-1#	1FS72	#1 Jar	7 x 2"	T-10	190	\$22.06
G1942-1#	1FS7212	#1 Jar	7 x 2-1/5"	T-10	142	\$22.06
G1943-1#	1FS73	#1 Jar	7 x 3"	T-10	118	\$22.06
WOOD DECK SCREWS: Flat Head Exterior Ceramic-Coated: ACQ Approved.						
Perfect for exterior finish work. True flat head with cutting nibs – prevent spin out and self counter-sinks. Sharp, deep threads cut cleanly and easily with maximum holding power. Type 17 auger point – Drives easy for a professional finished appearance. Bronze ceramic coating for superior corrosion						
G1963-5#	5BTX82	Jar	8 x 2"	T-20	745	\$73.91
G1910	BTX9212	Ctn.	9 x 2-1/2"	T-25	2500	\$243.43
G1910-5#	5BTX9212	5# Jar	9 x 2-1/2"	T-25	490	\$73.91
G1911	BTX93	Ctn.	9 x 3"	T-25	2000	\$238.65
G1911-5#	5BTX93	5# Jar	9 x 3"	T-25	425	\$73.91
G1916-5#	5BTX8112	5# Jar	8 x 1-1/2"	T-20	955	\$73.91
G1960	BTX9318	Ctn.	9 x 3-1/8"	T-25	1800	\$213.64
G1961	BTX10212	Ctn.	10 x 2-1/2"	T-25	2000	\$289.40
G1962	BTX103	Ctn.	10 x 3"	T-25	1500	\$253.73
G1962-5#	5BTX103	5# Jar	10 x 3"	T-25	1500	\$80.90
G1964	BTX10312	Ctn.	10 x 3-1/2"	T-25	1000	\$204.46
BRONZE TRIM SCREWS: ACQ Approved.						
G1924-1#	1THB9212	#1 Jar	9 x 2-1/2"	T-20	111	\$22.43
FLAT HEAD GENERAL PURPOSE SCREWS						
Perfect for heavy construction problems. True flat head with cutting nibs prevents spin out and will self countersink. Sharp, deep threads cut cleanly and easily with maximum holding power. Sharp point Drives easily, won't back out like nails. High quality steel – heat treated and hardened. Gold zinc coating offers moderate corrosion resistance.						
G1912	YTX8112	Ctn.	8 x 1-1/2"	T-20	6500	\$285.36
G1912-5#	5YTX8112	5# Jar	8 x 1-1/2"	T-20	970	\$56.99
G1913	YTX82	Ctn.	8 x 2"	T-20	3500	\$197.46
G1913-5#	5YTX82	5# Jar	8 x 2"	T-20	745	\$56.99
G1914	YTX8212	Ctn.	8 x 2-1/2"	T-20	2500	\$195.26
G1914-5#	5YTX8212	5# Jar	8 x 2-1/2"	T-20	610	\$56.99
G1950	YTX9212	Ctn.	9 x 2-1/2"	T-25	2500	\$200.78
G1950-5#	5YTX9212	5# Jar	9 x 2-1/2"	T-25	500	\$56.99
G1915	YTX93	Ctn.	9 x 3"	T-25	2000	\$195.64
G1915-5#	5YTX93	5# Jar	9 x 3"	T-25	425	\$56.99
G1915-1#	1YTX93	1# Jar	9 x 3"	T-25	85	\$15.45





Power Stud



Zamac Hammer-Screw



Prod #	Mfg #	Size	Pcs/Box	Qty/Case	Per Box	Full Case/ per Box
POWER STUD: Carbon Steel Wedge Anchor.						
G2006	7414SD1-PWR	3/8 x 3-1/2	50	5 Boxes	\$54.51	\$51.95
G2011	7423SD1-PWR	1/2 x 4-1/2	50	4 Boxes	\$87.42	\$83.31
ZAMAC HAMMER-SCREW: One Piece Screw Anchor.						
G2052	02844-PWR	1/4 x 1-1/2	100	5 Boxes	\$68.69	\$65.52
G2055	02850-PWR	1/4 x 3	100	5 Boxes	\$142.29	\$135.72
BLUE PERMA-SEAL TAPPER: (1 Drill Bit per Box.) Concrete Screws – Similar to TapCon Similar to Tapcon. Use in concrete, block, and brick. No other fastener needed. Made of heat treated carbon steel with a Permaseal						
HEX HEAD						
G2111	DFM12722	1/4" x 1-3/4"	100	5 Boxes	\$29.36	\$27.99
G2113	DFM12726	1/4" x 2-3/4"	100	5 Boxes	\$36.03	\$34.33
PHILLIPS FLAT HEAD						
G2133	DFM12766	1/4" x 2-3/4"	100	5 Boxes	\$36.73	\$35.00
G2114	DFM12768	1/4" x 3-1/4"	100	5 Boxes	\$43.11	\$41.08

PLY-LO EXTENDED SEALERS



Ply-Lo: fasten steel sheet (29, 26 gauge) to wood frame. Type 17 point with Hi-Lo thread.
Generates superior holding strength.

Excellent Choice for use with battery-operated screw gun. Works extremely well in composite materials such as fiberglass or PVC panels. #10 diameter (1/4" across flats Hex Washer Head).

	Any Qty	Any Qty	Any Qty	Any Qty
Size	#9 x 1"	#9 x 1-1/2"	#9 x 2"	#9 x 2-1/2"
GALVANIZED	non-stock	non-stock	non-stock	non-stock
PAINTED	\$152.64	\$169.42	\$194.88	\$240.68
Qty/Bag	250	250	250	250
Bags/Ctn	12	10	8	4
Galvanized - #GAL	non-stock	non-stock	non-stock	non-stock
Alamo - #126	non-stock	non-stock	non-stock	non-stock
Black - #800	non-stock	non-stock	non-stock	non-stock
Brilliant/Arctic - #100	PLY0004C	PLY0104C	PLY0204C	PLY0304C
Brown - #225	non-stock	non-stock	non-stock	non-stock
Burgundy - #503	non-stock	non-stock	non-stock	non-stock
Burnished - #212	non-stock	non-stock	non-stock	non-stock
Charcoal - #801	non-stock	non-stock	non-stock	non-stock
Crimson - #541	non-stock	non-stock	non-stock	non-stock
Forest Green - #642	non-stock	non-stock	non-stock	non-stock
Gallery - #762	non-stock	non-stock	non-stock	non-stock
Gray - #112	non-stock	non-stock	non-stock	non-stock
Hunter - #641	non-stock	non-stock	non-stock	non-stock
Ivory - #327	non-stock	non-stock	non-stock	non-stock
Lt Stone - #308	non-stock	non-stock	non-stock	non-stock
Ocean - #736	non-stock	non-stock	non-stock	non-stock
Rustic - #501	non-stock	non-stock	non-stock	non-stock
Tan - #330	non-stock	non-stock	non-stock	non-stock
Taupe - #221	non-stock	non-stock	non-stock	non-stock



SLOTTED ANGLES				
SLOTTED STEEL ANGLES Use for repairs or new construction - 1,001 uses. Zinc protective coating.				
Prod #	Size	Gauge	Each	
B6173	1-1/4" x 1-1/4" x 8'	13 ga.	\$42.03	
Prod #	Size	Gauge	1 - 9 Each	10 + Each
G0859	1-1/2" x 1-1/2"x .074" x 10'	14 ga.	\$36.27	\$34.67

FASTENERS AND STAPLES

STAPLES For CS-5000 & HT550 & HHT50DF

Prod #	Mfg #	Size	Qty/Box	1-9 Bxs	10+ Bxs
G0531	5010C	5/16" 20 Ga.	5000	\$13.81	\$11.17

Hammer Tacker Staples

Made to Fit: Interchange ME T50 (electric); Rapid 54; Arrow HT-50, T-50; Rapid A-11; Stan-Tech SDH20; Fasco F1A A11-16 AUTO L/M; ICB A11 Hammer Tacker.

Prod #	Mfg #	Leg	Crown	Qty/Ctn	Full Ctns Only
G3046	A11-38	3/8"	3/8"	5000	\$19.92

FINE WIRE STAPLES: Made to Fit: Bostitch H2B Stapling Hammer.

Prod #	Mfg #	Leg	Crown	Qty/Ctn	Full Ctns Only
G3047	SHCR50193/8	3/8"	3/8"	5000	\$37.30

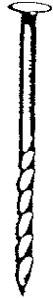

#STCR (for Bostitch): Use with H30-8. 20 boxes / case.

Prod #	Mfg #	Leg	Crown	Qty/Box	1-19 Bxs	20+ Bxs
G0920	STCR50193/8	3/8"	1/2"	5000	\$17.64	\$14.27

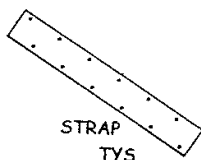
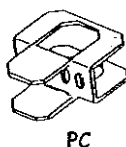

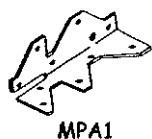
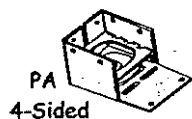
ANCHOR FASTENING SYSTEMS

Prod #	Description	Per Ctn
G1545	Hot Dip Galv. Joist Hanger Nail: ACQ Approved 1-1/2" x 148 JNHD (3M per ctn).	\$204.59





ANCHOR FASTENING SYSTEMS					
				Priced Per Carton	
Prod #	Mfg #	Size	Qty/Ctn	1-47 Ctns	48+ Ctns
COIL ROOFING NAILS: 120 nails per coil. 60 coils per case.					
G1651	CR1-1/4"	1-1/4"	7.2M	Call For Pricing	
G1652	CR1-1/2"	1-1/2"	7.2M	\$147.47	\$135.96
G1653	CR1-3/4"	1-3/4"	7.2M	\$134.76	\$124.24
Non Galvanized:					
G1640	2-3/8" x 099 SCR	Ring	7.2M	\$329.43	\$286.83
G1642	3" x 131 SC	Smooth	3.6M	\$258.43	\$225.01
G1643	3-1/4" x 131 SC	Smooth	3.6M	\$267.55	\$232.96
CLIPPED HEAD STICK FRAMING NAILS PNEUFAST BRAND (30-34 Degree):					
Made to fit: Paslode, Senco, & Hitachi (NR83AA), Impulse					
Non Galvanized:					
G1567	2-3/8" x 120 PR Import	Ring	5M	\$219.90	\$191.47
G1677	3" x 131SS USA SP10D	Smooth	2.5M	\$124.74	\$108.61
G1678	3-1/4" x 131SS USA RSP12D	Smooth	2.5M	\$154.04	\$134.12
Galvanized Tri Coat ACQ Approved:					
G1675	2 3/8" x 120 SP8DXRHG USA	Ring	1M	\$101.62	\$88.48
G1676	3" x 120SSR SP10DXRHG USA	Ring	1M	\$115.55	\$100.62
CLIPPED HEAD STICK FRAMING NAILS (28 Degree): Made to fit: Bostitch, Duofast.					
Non Galvanized:					
G1571	BD10D 3" x 131 USA	Smooth	2M	\$146.88	\$127.89
G1572	BD12D 3-1/4" x 131 USA	Smooth	2.5M	\$183.31	\$159.61
COIL CEMENT BOARD SIDING NAILS: Made to fit: All 15° plastic collated framing nailers.					
G1622	2-1/2" x 092 BPDR	Ring	4.8M	\$250.34	\$217.98
STICK FULL HEAD PLASTIC STRIP FRAMING NAILS (20-22 Degree): Made to fit: All 20-22° Plastic Strip, Round HD Nailers. Non Galvanized					
G1670	2-3/8" x 113 HR Import	Ring	5M	\$189.58	\$165.06
G1671	3" x 131 H Import	Smooth	4M	\$269.86	\$234.98
18 GA. Straight Brad Finish Nails: Made to fit: All 18 ga. Brad Nailers.					
G1697	B18 1-1/4"PE	1-1/4"	5M	\$35.17	\$27.12
G1698	B18 1-1/2"PE	1-1/2"	5M	\$45.62	\$35.19
G1699	B18 1-3/4"PE	1-3/4"	5M	\$59.16	\$45.61
15 GA. ANGLE FINISH NAIL: Made to fit: All 15ga. Angle Finish Nailers (except Bostitch).					
G1551	1516APB (Brite)	2"	4M	\$162.19	\$125.05
G1552	1520APB (Brite)	2-1/2"	4M	\$189.18	\$145.87
SHEATHING CROWN STAPLES 7/16" CROWN 16GA: Made to fit: Hitachi, Senco, Porter Cable, & Duo Fast.					
G1690	6612PG	1-1/2"	10M	\$184.73	\$149.37
G1689	6614PG	1-3/4"	10M	\$200.16	\$161.84
SHEATHING STAPLES 1/2" CROWN 16 GA: Made to fit: Paslode					
G1505	8612PG	1 1/2"	10M	\$175.27	\$141.71
SOFFIT STAPLES 1/4" CROWN 18 GA: Made to fit: Seneco					
G1511	4808PG (Galvanized)	1"	5M	\$48.24	\$39.00



HANGERS, ANGLES, ANCHORS, CLIPS, BRIDGING & TRUSS SPACERS

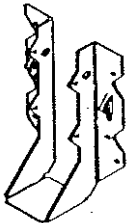
Prod #	Mfg #	Size	Gauge	Qty/Ctn	** Priced Per Piece **		
					Brkn/ Ctn	Full/ Ctn	10+ Ctn
POST ANCHORS: Provide 1-inch elevation above the concrete surface with built-in drain slots to keep posts dry. A large pre-punched opening for the anchor bolt allows some "play" for aligning the post. Recommended for extending the life of posts in decks, carports and other exposed structures (DP = Display Carton).							
H0072	PA44-TZDP	4 x 4	4-sided	10 Pcs	\$41.18	\$32.07	\$30.22
H0071	PA66-TZDP	6 x 6	4-sided	10 Pcs	\$65.37	\$50.89	\$47.95
MULTI-PURPOSE FRAMING ANCHOR: Engineered to strengthen Framing.							
H0175	MPA1	1-3/8" x 4-1/2"	18 ga.	100 Pcs	\$1.39	\$1.09	\$1.01
PRONG MENDING PLATES: Designed in accordance with industry standards to give increased support and more stability.							
H0086	TPP36	3 x 6	20 ga.	80 Pcs	\$3.27	\$2.54	\$2.40
PLYWOOD CLIPS (Steel): Designed to replace wood blocking on plywood roof sheathing. Provides a tight fit for positive installation. Embossed dimples provide APA recommended 1/8"							
H0094	PC1532	15/32"	20 ga.	250 Pcs	\$51.02	\$39.71	\$37.43
H0092	PC12	1/2"	20 ga.	250 Pcs	\$51.18	\$39.84	\$37.54
H0093	PC58	5/8"	20 ga.	250 Pcs	\$55.32	\$43.07	\$40.58
STRAP TIES							
H0172	MSTA	1-1/4" x 24"	18 ga.	50 Pcs	\$4.03	\$3.13	\$2.96
H0100	LSTA21	1-1/4" x 21"	20 ga.	50 Pcs	\$3.28	\$2.56	\$2.41
RAFTER TIES: These ties add increased resistance to wind uplift and help eliminate toe-nailing. A fast, economical tie to secure rafters and trusses to wall studs and top plates.							
H0179	RT3A (4-1/2")	Single Plate Reversible	18 ga.	100 Pcs	\$1.23	\$0.96	\$0.90
H0178	RT7 (5-1/4")	Double Plate	18 ga.	100 Pcs	\$1.19	\$0.93	\$0.87
H0181	RT15	Double Plate	18 ga.	100 Pcs	\$2.38	\$1.86	\$1.76
TRUSS STABILIZER™: provides temporary construction bracing in the roof and ceiling planes, as well as permanent lateral bracing for webs as specified by your truss engineering.							
Prod #	Mfg #	Size	Gauge	Qty/Ctn	Full Cartons Only		
H0240	TSBR2-24	31-24	20 ga.	50 Pcs	\$270.43		



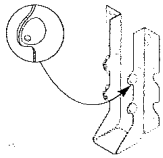
JP_S



JP_D



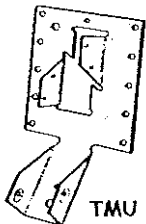
JR & JL



Patented dimple allows 30° to 45° nailing



SKH



TMU

HANGERS, ANGLES, ANCHORS, CLIPS, BRIDGING & TRUSS SPACERS

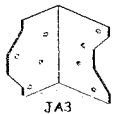
Prod #	Mfg #	Size	Gauge	Qty/Ctn	** Priced Per Piece **		
					Brkn/ Ctn	Full/ Ctn	10+ Ctn
PURLIN HANGERS: One-piece construction assures a consistent flush fit between purlin and joist. Allows faster framing of medium-duty floor and ceiling construction.							
H0168	JP24S	Single 2 x 4	18 ga.	100 Pcs	\$4.41	\$3.44	\$3.24
H0169	JP26S	Single 2 x 6	18 ga.	100 Pcs	\$5.27	\$4.11	\$3.87
H0166	JP24D	Saddle 2 x 4	18 ga.	50 Pcs	\$8.63	\$6.71	\$6.33
H0167	JP26D	Saddle 2 x 6	18 ga.	50 Pcs	\$9.07	\$7.05	\$6.65
JOIST HANGERS: The JL and JR series joist hangers are value-engineered for high performance and economical installation. They feature special "grip tooth" speed prongs which set into the header with a single hammer blow and hold the hanger in position for nailing.							
H0058	JUS26	2 x 6 - 8	18 ga.	100 Pcs	\$2.61	\$2.03	\$1.91
H0053	JL26	2 x 6 - 8	20 ga.	50 Pcs	\$1.97	\$1.54	\$1.44
H0055	JL28	2 x 8 - 10 - 12	20 ga.	50 Pcs	\$2.56	\$2.00	\$1.88
H0057	JUS210	2 x 10 - 12	18 ga.	50 Pcs	\$3.83	\$2.98	\$2.81
H0170	JUS26-2	(2) 2 x 6 - 8	18 ga.	50 Pcs	\$4.81	\$3.74	\$3.53
Triple Zinc G185 coated for ACQ lumber							
H0052	JUS24-TZ	2 x 4	18 ga.	100 Pcs	\$2.47	\$1.91	\$1.81
H0183	JUS26-TZ	2 x 6 – 8	18 ga.	100 Pcs	\$3.27	\$2.54	\$2.40
H0184	JUS28-TZ	2 x 8 – 10	18 ga.	50 Pcs	\$4.06	\$3.16	\$2.98
H0185	JUS210-TZ	2 x 10 – 12	18 ga.	50 Pcs	\$4.80	\$3.73	\$3.51
H0182	JUS26-2TZ	(2) 2 x 6 – 8	18 ga.	50 Pcs	\$6.27	\$4.88	\$4.60
SKEWED 45 DG. HANGER – SKH SERIES: Developed to provide a 45 degree skew hanger for the most common standard lumber, engineered lumber or plated truss applications. These hangers will bend to accommodate a 40 dg. To 50 dg. Skew range. Slant nailing is made easy with oversized hole diameters on inside flanges. Most sizes do not require miter cuts for installation. All listed sizes come in both left and right configurations.							
H0050	SKH2524L	2-1/2 x 11-1/4 - 16	16 ga. Left	25 Pcs	\$58.52	\$45.55	\$42.93
H0051	SKH2524R	2-1/2 x 11-1/4 - 16	16 ga. Right	25 Pcs	\$58.52	\$45.55	\$42.93
H0215	SKH28L	2 x 8 – 10 – 12	16 ga. Left	25 Pcs	\$21.66	\$16.86	\$15.89
H0216	SKH28R	2 x 8 – 10 – 12	16 ga. Right	25 Pcs	\$21.66	\$16.86	\$15.89
RAFTER-TO-RIDGE CONNECTORS: For use with I-Joists. Designed to connect rafters to ridge beams in vaulted roof structures. The TMU was developed to help builders avoid custom sloped and skewed hangers for every situation. This connector is easily field adjustable to meet a variety of skew and/or slope applications. Shapes to any pitch from 8/12 up thru 12/12							
H0158	LSSH25	2-1/2" to 2-5/8"	18 ga.	25 Pcs	\$31.53	\$24.55	\$23.12



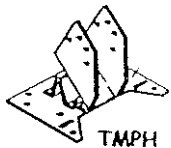
THO



IHFL2514



JA3

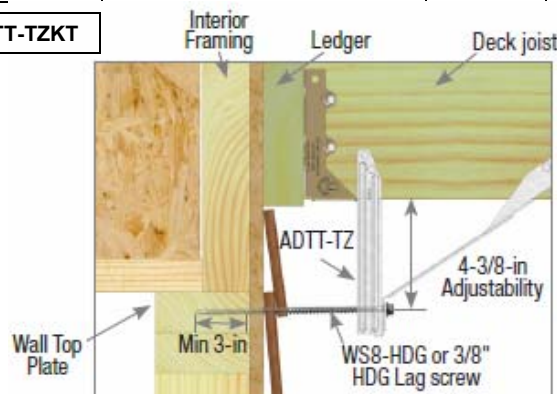


TMPH

HANGERS, ANGLES, ANCHORS, CLIPS, BRIDGING & TRUSS SPACERS

Prod #	Mfg #	Size	Gauge	Qty/Ctn	** Priced Per Piece **		
					Brkn/ Ctn	Full/ Ctn	10+ Ctn
TOP-MOUNT I-JOIST HANGERS: For use with wood I-Joists. Specially engineered for I-joist-to-header applications. The THO offers full lateral support of the I-joist top chord which eliminates the need for web stiffeners in most applications. The overhang style reduces nailing. Raised dimples help assure correct 45 degree nailing into the I-joist bottom chord.							
H0209	THO25118	2-1/2" x 11-7/8"	16 ga.	25 Pcs	\$19.34	\$15.05	\$14.18
H0210	THO25118-2	(2) 2-1/2" x 11-7/8"	12 ga.	10 Pcs	\$37.51	\$29.20	\$27.52
H0204	TFL2595	2-1/2" x 9-1/2"	18 ga.	25 Pcs	\$11.15	\$8.68	\$8.18
LVL HANGERS							
H0199	THO17118	1-3/4 x 11-7/8	18 ga.	25 Pcs	\$11.14	\$8.67	\$8.17
H0197	BPH35118	3-1/2 x 11-7/8	12 ga.	10 Pcs	\$47.57	\$37.03	\$34.89
FACE MOUNT I-JOIST HANGERS: feature speed prongs for temporary placement and seat cleats to grab the bottom flange of the supported I-joist. Diamond holes in header and joist allow for optional Max nailing for customized fastening to match allowable load needed. Install nails in all fastener holes where the Max allowable load is needed while lighter load capacities can be achieved with a quick installation of round holes only, saving you time and money on the jobsite.							
H0233	IHFL17112	1-3/4"x11-1/4"-11-7/8"	18 ga.	25 Pcs	\$9.70	\$7.55	\$7.11
H0234	IHFL25112	2-1/2"x11-1/4" - 11-7/8"	18 ga.	25 Pcs	\$10.44	\$8.13	\$7.67
JOIST ANGLES: Use to support joists where stirrup style hangers cannot be installed, or use for strengthening framing in a wide variety of applications.							
H0225	JA3	2-1/2" x 2-1/2" x 3"	14 ga.	50 Pcs	\$5.74	\$4.47	\$4.21
RAFTER-TO-PLATE CONNECTORS: With the TMPH, builders can make rafter-to-plate connections at pitches from 6/12 to 14/12. Automatically adjust to any roof pitch within its range. No need to preset the pitches for every connector. Also, there's no need to preset the bird's mouth notching or bevel plate installation.							
H0157	TMPH25	2-1/2 - 2-5/8	16 ga.	10 Pcs	\$19.59	\$15.25	\$14.37
ADJ DECK TENSION TIE KIT: KIT INCLUDES (4) ADTT-TZ, (4) WS8- HDG and (40) LL915. Adjustable design accommodates multiple deck joist depths. USP WS8-HDG or 3/8-in HDG lag screws may be installed adjacent to or up to 4-3/8-in below deck joist.2-hole break-out washer (BO-W) will work with either USP WS8-HDG screws or 3/8" HDG lag screws. Adjustability minimizes the need for additional blocking.							
H0001	ADTT-TZKT	1-0/16" x 10- 1/2"	14 ga.	8 Kits	\$113.5 5	\$88.41	\$83.30

ADTT-TZKT



LUMBER					
Weight Per Thousand					
Plywood Panels	Weight	OSB Panels	Weight	Dimension Lumber	Weight
1/4" PLYWOOD	680#/M	1/4" OSB	906#/M	SPF-WW	1700#/M
3/8" PLYWOOD	970#/M	3/8" OSB	1270#/M	HEM-FIR	1650#/M
1/2" PLYWOOD	1300#/M	7/16" OSB	1420#/M	DOUG-FIR	2100#/M
5/8" PLYWOOD	1575#/M	1/2" OSB	1670#/M	SYP	2500#/M
3/4" PLYWOOD	1900#/M	15/32" OSB	1560#/M	TREATED LUMBER	2650#/M
		5/8" OSB	1900#/M	TREATED SYP .60	4000#/M
		3/4" OSB	2200#/M	CEDAR	1650#/M
		7/8" OSB	2800#/M	SPRUCE BOARDS	1500#/M



Board Foot Per Unit				
Full Trucks: 25,000 Board Feet				
Treated Full Trucks: 16,000—17,000 Board Feet				
SPF—White Woods, Doug Fir & Larch				
	2 x 4	2 x 6	2 x 8	2 x 10
	294 Pcs./Unit	189 Pcs./Unit	96 Pcs./Unit	80 Pcs./Unit
Length	Board Feet	Board Feet	Board Feet	Board Feet
8'	1568	1512	1024	1066
10'	1960	1890	1280	1334
12'	2352	2268	1536	1600
14'	2746	2646	1788	1868
16'	3138	3024	2048	2134
18'	3528	3402	2304	2400
20'	3922	3780	2560	2667




WHITE WOODS				
2 STD & BTR				
Length	Qty/ Unit	2 x 4	Qty/ Unit	2 x 6
8'	294	WW20408	189	WW20608
10'	294	WW20410	189	WW20610
12'	294	WW20412	189	WW20612
14'	294	WW20414	189	WW20614
16'	294	WW20416	189	WW20616
18'	294	WW20418	189	WW20618
20'	294	WW20420	189	WW20620
STUD GRADE				
92-5/8" P.E.T.	294	WW204PC	189	WW206PC
96" P.E.T.	294	WW204PC96	189	WW206PC9
104-5/8" P.E.T.	294	WW204PC9	189	WW204PC96
92-5/8" Prem. P.E.T.	294	PWW204PC	189	PWW206PC
96" Prem. P.E.T.	294	PWW204PC96	189	PWW206PC9
104-5/8" Prem. P.E.T.	294	PWW204PC9	189	PWW206PC96



DOUG FIR — #2 & BTR.						
Length	Qty/ Unit	2 x 8	Qty/ Unit	2 x 10	Qty/ Unit	2 x 12
8'	147	DF20808	105	DF21008	84	DF21208
10'	147	DF20810	105	DF21010	84	DF21210
12'	147	DF20812	105	DF21012	84	DF21212
14'	147	DF20814	105	DF21014	84	DF21214
16'	147	DF20816	105	DF21016	84	DF21216
18'	147	DF20818	105	DF21018	84	DF21218
20'	147	DF20820	105	DF21020	84	DF21220

TREATED LUMBER											
SYP											
#1 & BTR SYP						#1 & BTR SYP					
2 x 4	Qty/Unit	Prod.#	2 x 6	Qty/Unit	Prod.#	2 x 8	Qty/Unit	Prod.#	2 x 10	Qty/Unit	Prod.#
8'	104	TR20408	8'	64	TR20608	8'	48	TR20808	8'	40	TR21008
10'	104	TR20410	10'	64	TR20610	10'	48	TR20810	10'	40	TR21010
12'	104	TR20412	12'	64	TR20612	12'	48	TR20812	12'	40	TR21012
14'	104	TR20414	14'	64	TR20614	14'	48	TR20814	14'	40	TR21014
16'	104	TR20416	16'	64	TR20616	16'	48	TR20816	16'	40	TR21016
			18'	64	TR20618	18'	48	TR20818	18'	40	TR21018
			20'	64	TR20620	20'	48	TR20820	20'	40	TR21020
#1 & BTR SYP			STD & BTR			#2 & BTR					
2 x 12	Qty/Unit	Prod.#	4 x 4	Qty/Unit	Prod.#	1 x 8	Qty/Unit	Prod.#	1 x 6	Qty/Unit	Prod.#
8'	32	TR21208	8'	48	TR40408	12'	96	TR10812	6' Dog Ear	256	TR10606
10'	32	TR21210	10'	48	TR40410	16'	96	TR10816	8'	128	TR10608
12'	32	TR21212	12'	48	TR40412				12'	128	TR10612
14'	32	TR21214	14'	48	TR40414	1 x 4	Qty/Unit	Prod.#	16'	128	TR10616
16'	32	TR21216	16'	48	TR40416	8'	192	TR10408			
18'	32	TR21218									
20'	32	TR21220									



5/4 RADIUS EDGE DECKING (1-1/4") SYP		
5/4 X 6	#/Unit	Prod.#
8'	96	TR540608
10'	96	TR540610
12'	96	TR540612
14'	96	TR540614
16'	96	TR540616
20'	96	TR540620
Prices based on 2x6 count.		

FIRING STRIPS		
1x2	#/Unit	Prod.#
8'	840	TR10208
2x2	#/Unit	Prod.#
8'	450	TR20208

FIRE RESISTANT LUMBER			
Size **SPO**	Prod.# **SPO**	Size	Prod.#
2 x 4—12'	FPYRO20412	1/2" - 4' x 8'	FPYROCDX12
2 x 4—16'	FPYRO20416	5/8" - 4' x 8' **SPO**	FPYROCDX58
2 x 6—12'	FPYRO20612	3/4" - 4' x 8'	FPYROCDX34
2 x 6—16'	FPYRO20616		

****Pak sizes may vary in all treated items.****

TREATED LUMBER (CONTINUED)								
PRESSURE TREATED—6 X 6—S4S SYP .60								
Length	#/Unit	Prod.#	Length	#/Unit	Prod.#	Length	#/Unit	Prod.#
8'	32	TR60608	16'	32	TR60616	24'	16	TR60624
10'	32	TR60610	18'	32	TR60618	26'	8	TR60626
12'	32	TR60612	20'	32	TR60620	28'	8	TR60628
14'	32	TR60614	22'	32	TR60622	30'	8	TR60630


PRESSURE TREATED—4 X 6—S4S SYP GC						
Length	#/Unit	Prod.#	Length	#/Unit	Prod.#	
8'	48	TR40608	16'	24	TR40616	
10'	48	TR40610	20'	16	TR40620	
12'	48	TR40612				
14'	48	TR40614				

PRESSURE TREATED CENTER MATCH—SYP COPPER AZOLE .21						
Select—2 x 6			#2—2 x 8			
Length	#/Unit	Prod.#	Length	#/Unit	Prod.#	
10'	128	TRCM20610	12'	96	TRCM20812	
12'	128	TRCM20612	16'	96	TRCM20816	
16'	128	TRCM20616	20'	24	TRCM20820	
18'	64	TRCM20618				
20'	64	TRCM20620				
PRESSURE TREATED CCX—.60 FDN			PRESSURE TREATED CDX—.25 WET			
Size	#/Unit	Prod.#	Size	#/Unit	Prod.#	
1/2" - 4' x 8'	35	TRCCX612	1/2" - 4' x 8'	35	TRCDX412	
5/8" - 4' x 8'	28	TRCCX658 **SPO**	3/4" - 4' x 8'	22	TRCDX434	
3/4" - 4' x 8'	22	TRCCX634				

PLYWOOD

DOUG FIR CDX—EXTERIOR GRADE			
Size	Description	#/Unit	Prod.#
3/8" - 4' x 8'	CDX APA FIR	90	FCDX38
5/8" - 4' x 8'	CDX APA FIR	53	FCDX58
3/4" - 4' x 8'	CDX APA FIR	44	FCDX34
1/2" - 4' x 8'	CDX APA FIR 4 Ply	66	FCDX412
1/2" - 4' x 8'	CDX APA FIR 5 Ply	53	FCDX512
DOUG FIR C CROSSBAND—UNDERLAYMENT			
Size	Description	#/Unit	Prod.#
3/4" - 4' x 8'	23/32 PTS-T&G-SCANT FACE	44	UL34
AC/UL SANDED PLYWOOD			
Size	Description	#/Unit	Prod.#
1/4" - 4' x 8'	1/4" SANDED	125	AC14
3/8" - 4' x 8'	11/32" SANDED	88	AC38
1/2" - 4' x 8'	15/32" SANDED	66	AC12
5/8" - 4' x 8'	19/32" SANDED	53	AC58
3/4" - 4' x 8'	23/32" SANDED	44	AC34





PLYWOOD (CONTINUED)		
Description	#/Unit	Prod.#
SOUTHERN YELLOW PINE CDX—EXTERIOR GRADE		
3/8" - 4' x 8' CDX APA SYP	90	SYPCDX38
1/2" - 4' x 8' CDX APA SYP 4 Ply (15/32")	72	SYPCDX12
5/8" - 4' x 8' CDX APA SYP 4 Ply (19/32")	56	SYPCDX58
3/4" - 4' x 8' CDX APA SYP (23/32")	44	SYPCDX34
SYP—C CROSSBAND UNDERLAYMENT		
3/4" - 4' x 8' 23/32 T & G Underlayment -P & TS	44	ULSYP34
3/8" - 4' x 8' 3/8 Underlayment -P & TS	90	ULSYP38
1/2" - 4' x 8' 1/2 Underlayment -P & TS	72	ULSYP12
SYP CONCRETE FORM PLYWOOD		
3/4" - 4' x 8' BBOES Plywood	55	OESSYP34
ORIENTED STRAND BOARD—OSB		
1/4" - 4' x 8' *non stock*	140	OSB14
3/8" - 4' x 8' --- 24/10 *non stock*	100	OSB38 / OSBLP38
7/16" - 4' x 8' --- 24/16	90	OSB716/OSBLP716
15/32" - 4' x 8' --- 32/16	82	OSB1532/ OSBLP1532
1/2" - 4' x 8' --- 32/ 16	80	OSB12/OSBLP12
19/32" - 4' x 8' --- 40/20	65	OSB58/OSBLP58
23/32" - 4' x 8' T&G	55	OSB34
23/32" - 4' x 8' T&G	55	OSBLP34
7/16" - 4' x 9' Sidewall Sheathing Only	78	OSB7169
7/16" - 4' x 10' Sidewall Sheathing Only	78	OSB71610
23/32" - 4' x 8' High Performance	42-55	OSBST34
3/4" - 4' x 8' Square Edge	42-55	OSBSE34
UNDERLAYMENT -- 5.2 mm Unfinished Lauan Ext. Type 1		
1/4" 4' x 8'	115	LUAN14



OAK PLYWOOD			MAPLE PLYWOOD **SPO**		
Description	#/Unit	Prod.#	Description	#/Unit	Prod.#
1/4" 4' x 8' A4 Red Oak 3 ply	100	OA314	3/4" 4' x 8' A1 Maple	40	MA134
1/2" 4' x 8' A1 Red Oak 5 ply	30	OA212	1/2" 4' x 8' A1 Maple	50	MA112
3/4" 4' x 8' A1 Red Oak 7 ply	40	OA234	1/4" 4' x 8' A1 Maple	100	MA114



SIDING PLYWOODS		
Description	#/Unit	Prod.#
SYP PLYWOOD SIDING		
5/8" 4' x 8' T1-11 8" O.C.	55	SDT11SYP88
PARTICLE BOARD TREADS		
11-1/4" x 144" BN Tread	56	PBTREAD144
11-1/4" x 42" BN Tread	56	PBTREAD42
11-1/4" x 48" BN Tread	56	PBTREAD48

ENGLEMAN SPRUCE ALPINE FIR/ESLP-AF PONDEROSA PINE BOARDS					
#3 - S4S BOARD					
	1 x 4	1 x 6	1 x 8	1 x 10 **SPO**	1 x 12 **SPO**
6'	PB10406	PB10606	PB10806	—	PB11206
8'	PB10408	PB10608	PB10808	PB11008	PB11208
10'	PB10410	PB10610	PB10810	PB11010	PB11210
12'	PB10412	PB10612	PB10812	PB11012	PB11212
14'	PB10414	PB10614	PB10814	PB11014	PB11214
16'	PB10416	PB10616	PB10816	PB11016	PB11216
ESLP-AF PONDEROSA GORMAN ELITE PINE BOARDS					
#2 - S4S BOARD					
	1 x 4	1 x 6	1 x 8	1 x 10	1 x 12
8'	PBG10408	PBG10608	PBG10808	PBG11008	PBG11208
10'	PBG10410	PBG10610	PBG10810	PBG11010	PBG11210
12'	PBG10412	PBG10612	PBG10812	PBG11012	PBG11212
14'	PBG10414	PBG10614	PBG10814	PBG11014	PBG11214
16'	PBG10416	PBG10616	PBG10816	PBG11016	PBG11216



C PINE BOARDS			
	1 x 4	1 x 6	1 x 8
6'	PBC10406	PBC10606	PBC10806
8'	PBC10408	PBC10608	PBC10808
10'	PBC10410	PBC10610	PBC10810
12'	PBC10412	PBC10612	PBC10812
14'	PBC10414	PBC10614	PBC10814
16'	PBC10416	PBC10616	PBC10816
FIRING STRIPS - W.W.			
Length	Size	Qty/Unit	Prod.#
8'	1 x 2	896	WW10208
8'	1 x 3	432	WW10308
8'	2 x 2	448	WW20208

PONDEROSA PINE CAR SIDING—#2 COMMON PATTERN #116/WP4	
500 Bd. Ft. Unit	CS21X8-500
6'	CS210806
8'	CS210808
10'	CS210810
12'	CS210812
14'	CS210814
16'	CS210816

CEDAR BOARDS				
S1S2E K.D. #3 & BTR				
	1 x 4	1 x 6	1 x 8	1 x 12
12'	CB10412	CB10612	CB10812	CB11212
16'	CB10416	CB10616	CB10816	CB11216

I-JOISTS

ADI 40 = 2-1/2" MSR Solid Flange I-joists.


High strength APA ADI 40 performance rated joist.

Lightweight, cost-efficient and easy to work with.

Designed to penetrate ordinary dimension lumber floor joist systems.

Limited Lifetime Warranty.

Excellent dimensional stability with broader gluing and nailing surfaces.



Stock	Prod.#
18 ft.	WWIJ117818
20 ft.	WWIJ117820
22 ft.	WWIJ117822
24 ft.	WWIJ117824
26 ft.	WWIJ117826
28 ft.	WWIJ117828
30 ft.	WWIJ117830
32 ft.	WWIJ117832
34 ft.	WWIJ117834
36 ft.	WWIJ117836
38 ft.	WWIJ117838
40 ft.	WWIJ117840
44 ft.	WWIJ117844
48 ft.	WWIJ117848

Other Sizes and Specs. Special Order: 9-1/2" --- 11-7/8" --- 14" --- 16"

Also available are other PJI I-Joists which carry even greater spans.

CALL THE BADGER LUMBER OFFICE FOR PRICING.

RIM BOARD

RIM BOARD PLUS is used where additional nail holding strength is siding or for attaching exterior deck ledger boards. RIM BOARD PLUS is a 1-1/8" thick OSB product. All RIM BOARD PLUS is APA stamped and edge sealed. Full units are wrapped to prevent weather damage. This product has an extremely high vertical design capacity at 5,700 lbs. per lineal foot.

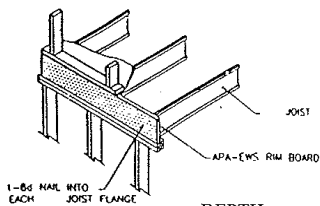


Depth	Length	Qty/Unit	Prod.#
11-7/8"	12'	48	RIM1178
9-1/2" *non stock*	12'	60 to 100	RIM912

SOLD IN FULL LENGTHS ONLY!!

CALL BADGER FOR PRICING!!!

SEE PAGES IN SECTION G FOR JOIST HANGERS



LVL HEADERS & BEAMS (2.0e)

A reliable, highly efficient, quality laminated veneer lumber that provides all of the positive features of natural solid sawn lumber without any of its weaknesses.

The perfect engineered lumber for beams and headers, LVL's offer extremely high strength-to-depth ratios and multiple span capabilities for even greater design flexibility.

1-3/4" LVL 2.0e 3100Fb 11-7/8" MP1178		1-3/4" LVL 2.0e 3100Fb 24" MP24	
Prod #	Length	Prod #	Length
MP117808	8'	MP2428	28'
MP117810	10'	MP2432	32'
MP117812	12'	MP2436	36'
MP117814	14'	MP2440	40'
MP117816	16'	MP2444	44'
MP117817	17'	MP2448	48'
MP117818	18'	MP2452	52'
MP117820	20'		
MP117822	22'		
MP117824	24'		
MP117826	26'		
MP117848	48'		
CALL BADGER FOR PRICING!!!			

1-3/4" LVL 2.0E 3100Fb CUT TO LENGTH ITEMS									
Prod #	MP714	MP914	MP912	MP1114	MP1178	MP14	MP16	MP18	MP24
Size	7-1/4"	9-1/4"	9-1/2"	11-1/4"	11-7/8"	14"	16"	18"	24"



3-PLY GLU-LAMINATED COLUMNS by Timber Technologies

Features: Standard 6' minimum treated. #1 SYP treated lowers and MSR 1650Fb SPF uppers. Will not twist, warp, or crook, resulting in better structures with no callbacks. 50-year warranty against decay and insect damage. Engineered with multiple plies of 2 x 6 and 2 x 8 in all lengths utilizing structural finger joints. Meet or exceed ANSI 190.1 manufacturing tolerances. Permanent "wet use" approved adhesive cured under 120 PSI.



<u>Size</u>	<u>Prod.#</u>	<u>Size</u>	<u>Prod.#</u>
2 x 6 – 14'	TR3LM20614	The items below are Special Order Only	
2 x 6 – 16'	TR3LM20616		
2 x 6 – 18'	TR3LM20618		
2 x 6 – 20'	TR3LM20620		
2 x 6 – 22'	TR3LM20622		
2 x 6 – 24'	TR3LM20624	2 x 8 — 20'	TR3LM20820
2 x 6 – 26'	TR3LM20626	2 x 8 — 22'	TR3LM20822
2 x 6 – 28'	TR3LM20628	2 x 8 — 24'	TR3LM20824
2 x 6 – 30'	TR3LM20630	2 x 8 — 26'	TR3LM20826
2 x 6 – 32'	TR3LM20632	2 x 8 — 28'	TR3LM20828
		2 x 8 — 30'	TR3LM20830
		2 x 8 — 32'	TR3LM20832

www.timber-technologies.com

CALL BADGER FOR PRICING!!!

**Badger can also Special Order
Full Treated Laminated Columns in 2x6 4-Ply and 2x8 3 & 4-Ply's.**




TREATED SPINDLES

Western White Wood. 4 x 4 solid posts are free of heart.
Load bearing specs: 4 x 4 – 8,800 lbs. Maximum. 6 x 6 = 30,000 lbs. Maximum.

	<u>Actual Size</u>	<u>Qty/Pallet</u>	<u>Qty/Bdl.</u>	<u>Prod.#</u>
Balusters – Beveled 1 End				
2 x 2 x 42" (Premium)	1-7/16"	450	25	H0531
2 x 2 x 48" (Premium)	1-7/16"	450	25	H0528



EVERGRAIN™ is a composite decking product made with recycled material. It has the true look of wood, and it's low maintenance. It does not require painting or weather proofing. EVERGRAIN™ decking products - they stand the test of time. Features of EVERGRAIN™ Decking: *Deep wood grain appearance¹ *Low maintenance *Four natural colors *Skirting to complete professional finish *Exceeds slip-resistant recommendation set forth in the ADA accessibility guidelines. *Minimal moisture absorption *Virtually none of the problems common to maintaining wood decks *Easy to install *Matching railing system *Contains recycled material *ICBO and BOCA/SBCCI approved *NEW! 25-Year limited warranty*. Benefits of EVERGRAIN™ Decking: *No need to paint or stain, saves time and money *True, good looks of natural wood *Warranted against rotting, splintering, splitting, and termite damage when applied according to manufacture's instructions. *Use common tools and fasteners to install *Cedar, Redwood, Cape Cod Grey and Weathered Wood² - A color to satisfy each and every customer.

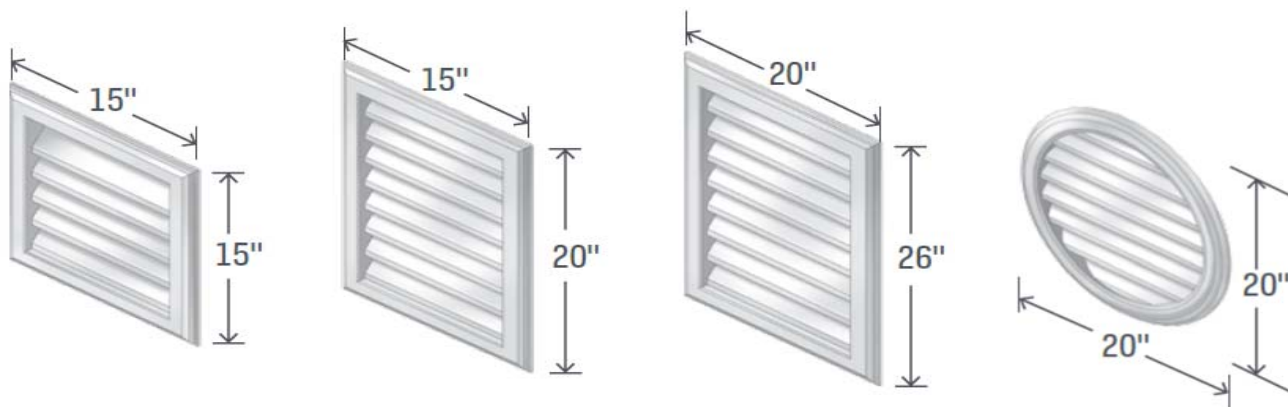


<u>Description</u>	<u>Length</u>	<u>Qty/Unit</u>	<u>Cape Cod Gray</u>	<u>Redwood</u>	<u>Weathered Wood</u>
<u>5/4" x 6" Deckboard:</u>					
	12'	48	H0440	H0460	H0480
	16'	48	H0441	H0461	H0481
	20'	48	H0442	H0462	H0482
<u>Fascia Board – 1/2" x 11-1/2" x 12':</u>					
	12'	24	H0448	H0468	H0488

THIS PAGE LEFT BLANK.

GABLE VENTS

Prod #	Mfg #	Color	Size	Each
BGP3001	21000	WHITE	15" x 15" - Square	\$44.85
BGP3020	22000	WHITE	15" x 20" - Rectangle	\$58.48
BGP3040	23000	WHITE	20" x 26" - Rectangle	\$82.02
BGP3080	27000	WHITE	20" - Round	\$94.65



LOUVERS

RECTANGULAR WALL LOUVERS - REVERSIBLE

Heavy duty aluminum construction with wide mounting flange. Built-in weather protection. Machine tab-fold construction. Louvered.

Priced Per Piece


Prod #	Mfg #	Color	Size	Ventilation Area	Pcs/Ctn	1-5 Pcs	6+ Pcs
I523	RL12x12W	White	15x15	117 Sq. Ft.	6	\$41.74	\$38.20
I524	RL12x18W	White	15x21	188 Sq. Ft.	6	\$64.03	\$58.59
I525	RL18x24W	White	21x27	395 Sq. Ft.	6	\$72.86	\$66.66
I526	RL24x30W	White	27x33	678 Sq. Ft.	6	\$104.69	\$95.79

ALUMINUM CORNICE VENTS

All-aluminum construction. 8 x 8 mesh screen attached.

Priced Per Piece

Prod #	Mfg #	Color	Size	Ventilation Area	Pcs/Ctn	1-11 Pcs	12+ Pcs
I512	C816W	White	16 x 8	135 Sq. Ft.	12	\$6.90	\$6.31
I513	C816B	Brown	16 x 8	135 Sq. Ft.	12	\$6.90	\$6.31





ROOF LINE LOUVERS VENTILATORS & VENTS

DURA-FLO ROOF VENT: Size: 18" x 17" x 4-1/2" Net Free Area (Sq. In.): 50
The Dura-Flo non-metallic roof vent is made of a specially formulated resin that withstands sunlight, rain, blistering heat and freezing cold. It will not scratch, crush or dent. Features include: a wider, flexible flange for easier installation, a built-in bird & rodent proof screen, an attractive low profile style, and an angled front to efficiently deflect water. CSA approved.

				*** Priced Per Piece ***	
Prod #	Model	Color	Pcs/Ctn	Brkn Ctn	Full Ctn
I200	6050BR	Brown	10 Pcs	\$21.89	\$20.92
I201	6050BL	Black	10 Pcs	\$21.89	\$20.92

DURO-FLO ROOF EXHAUST VENT: Size: 13" x 11" x 3" Throat Opening: 5-3/4" x 5-3/8"
The Duro-Flo exhaust vent has a low profile style and is made of a flexible non-brittle material that provides an excellent UV performance. Other features include: stair step ribs which funnel water out, even in a driving rain, extended sidewalls that prevent coarse wind penetration, a molded screen that prevents insects and birds from entering, and a chatterless flapper. CSA approved.

				*** Priced Per Piece ***	
Prod #	Model	Color	Pcs/Ctn	Brkn Ctn	Full Ctn
I205	6008BR	Brown	4 Pcs	\$23.56	\$22.52
I206	6008BL	Black	4 Pcs	\$23.56	\$22.52

DURAFLO SLANT BACK ROOF VENTS: 17.5" W x 18.5" L x 4.3" H
Attractive, injection-molded, UVresistant, polypropylene, low profile vent with a slanted back that will not scratch , crush or dent the way metal vents do. Ideal for steep pitched roofs.

				*** Priced Per Piece ***	
Prod #	Mfg.#	Color	Pcs/Ctn	Brkn Ctn	Full Ctn
I215	6065BL	Black	12 Pcs	\$25.55	\$23.33
I216	6065BR	Brown	12 Pcs	\$25.55	\$23.33
I217	6065G	Grey	12 Pcs	\$28.09	\$25.65
I218	6065WW	Weatherwood	12 Pcs	\$28.09	\$25.65

4" ADAPTOR COLLAR FOR EXHAUST VENT

			*** Priced Per Piece ***		
Prod #	Model	Pcs/Ctn	Brkn Ctn	Full Ctn	
I209	6010-1 (Collars Only)	8 Pcs	\$8.33	\$7.95	





VENTILATORS & VENTS

12" TURBINE VENTILATORS/WHIRLYBIRD:

Permanently lubricated upper and lower ball bearings that ensure long life and no maintenance. All Aluminum rust-free construction. Rigid Spider-type structure. Riveted at every connection. 21 air-foil curved vanes with rolled vane edges to deflect water. Exclusive vari-pitch base adjusts to 12/12 roof pitch. Large flashing for easy installation. Tested to withstand winds of 147 m.p.h. Forever Guarantee—residential use only. Easy installation. Reduces energy bills. Reduces winter ice build up.

Prod #	Model #	Color	Each
I530	BIB12	Black	\$158.87
I531	BIB12	Brown	\$158.87

NON-STOCK / SPECIAL ORDER

MW - COLORED ROOF CUPOLAS

Prepainted 26 gauge steel construction. Your choice of 31 colors – can match most

manufacturer's colors. Weather vanes attach to cupola roof cap.

Standard sizes: 24" x 24"; 36" x 36" and 48" x 48".



Xtractor Vent X18: Size: 4' x 14-3/4" x 13/16" (l x w x h).

For the ultimate protection from heat and moisture, X18 offers the maximum ventilation - 18 square inches of net free area per linear foot.

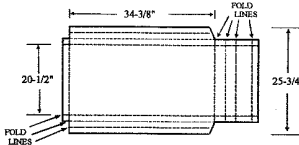
				*** Priced Per Roll ***		
Prod #	Mfg #	Pcs/Ctn	Pcs/Pallet	Less'n Ctn	Full Ctn	Full Pallet
I488	X18	12	144	\$17.61	\$16.52	\$15.99



SHARK VENT: Size: 25' x 14 3/4" x 5/8" (l x w x h).

Meet the best of both worlds. Shark Vent combines the rigidity of a sectional vent, with the fast installation of a roll. Also available in a filtered option for additional peace of mind in extreme weather areas. Use provided 1-3/4" collated nails for proper penetration.

				*** Priced Per Roll ***	
Prod #	Mfg.#	Qty/Ctn	Qty/Pallet	1-17 Rolls	18+ Rolls
I491	XLP	1 Roll	18 Rolls	\$107.89	\$104.42


DUROVENT


RIDGE VENTS

LP WEATHER-TITE LOW PROFILE RIDGE VENT

A low profile, weather-proof and pest-proof ridge vent designed to prevent moisture from entering a metal building structure, as well as insects or other airborne material like dust or plant substances. The Three-Step process is the easiest one-person installation operation for metal roof ridge vent ventilation systems.

Features & Benefits: * Marco closure material: Crosslink polyethylene foam, 2" thick, 2 lb. Density, charcoal grey color for low visibility. * Cobra Ridge Vent Materials: A single-vent material. It is a strong, durable, modified polyester, non-woven, non-wicking, fiber-based matting of three layer, non-fabric-covered ridge dimensional construction. * Peel & Stick strips with permanent adhesive. * Screw bed for permanent installation. * Special cut contours keep out moisture and pests. * Prevents wind Driven rain infiltration. * 40-year Warranty.

NOTE: Pitch must be greater than 6" between major rib.

Prod #	Used With	Qty/Ctn	1-14 Ctns	15+ Ctns
I565	Panel Loc Plus	25 – 3' Pcs.	\$280.32	\$265.85

EXTRUDED POLYSTYRENE ATTIC RAFTER VENT:

Break-resistant durability and ease of installation. Year round performance -- in summer, aids in cross ventilation to increase comfort while reducing cooling requirements; in winter, helps prevent damaging ice dams by reducing moisture. One side (perforated) for use in both new and retrofit construction. Totally resists moisture; will not rot or deteriorate. Meets all model building codes.

			*** Priced Per Piece ***	
Prod #	Size (Double)	Qty/Bag	Less'n Bag	Full Bag
D0950	22" x 48"	50 Pieces	\$3.26	\$2.86

R-D/C VENT (34-3/8" x 22-1/8" x 1-13/16"):

One Piece Wind Dam/Vent Chute. Curtain coated – 2 sides.

*** Priced Per Vent ***				
Prod #	Qty/Bndl	Less'n Bndl	1-9 Bndls	10+ Bndls
I560	25 Vents	\$8.58	\$7.08	\$5.97

THIS PAGE LEFT BLANK.

BADGER'S CABINET DEPARTMENT FEATURES:**20/20 Cadd Design System**

With each design you will receive:

1. Kitchen floor plan layout

3. 3D views

2. Each wall elevation

4. Price list bid sheet

Cabinet Fax Number: 608-788-5272

Send Orders To: cabpurchasing@badgerlax.com**Your Cabinet Sales Team**

Lynn Cade

lcade@badgerlax.com

Kim Doolittle

kdoolittle@badgerlax.com

Melissa Sexauer-Mlsna

mcsexauer@badgerlax.com

Selina Stanek

sstanek@badgerlax.com

Amanda Mish

amish@badgerlax.com

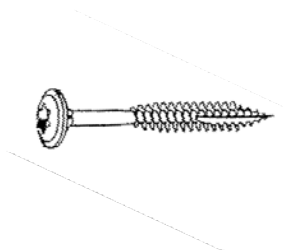
Jackie Hanson

jhanson@badgerlax.com**CABINET LINES AVAILABLE:****BADGER CABINETS**
BUILDER SERIES

www.diamondcabinets.com
www.badgerlax.com/products
www.countrysidecabinets.net

ROUND WASHER HEAD CABINET SCREWS: Gold zinc coating.

Prod #	Mfg #	Size	Bit DriveSize	Pcs/UOM	UOM	Per UOM
G1902-5#	5CAB10212	10 x 2-1/2"	T-25	395	5# Jar	\$73.54
G1903-5#	5CAB103	10 x 3"	T-25	312	5# Jar	\$73.54





BADGER CABINETS
BUILDER SERIES


V1 2023 catalog




SADDLE



ARCTIC



DUSK



NEW

TAUPE




PEBBLE



COFFEE




ESPRESSO



NEW

CASHEW



NEW

NUTMEG



1801 West Avenue South • La Crosse, WI 54601
608.788.0100 • fax 608.788.5272
badgerlax.com

email orders to: cabpurchasing@badgerlax.com

Kim Doolittle
kdoolittle@badgerlax.com
x229 or 608.790.9522

Amanda Mish
amish@badgerlax.com
x262 or 608.433.2890

Jackie Hanson
jhanson@badgerlax.com
x231 or 608.790.9751

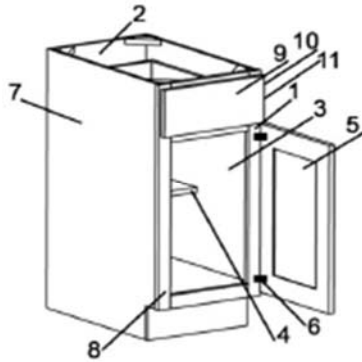
Lynn Cade
lcade@badgerlax.com
x204 or 608.790.9517

BADGER CABINETS

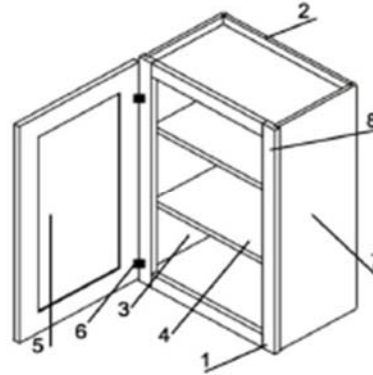
BUILDER SERIES

CABINET SPECIFICATIONS

BASE CABINET



WALL CABINET



1. 3/4" HARDWOOD FACE FRAMES WITH GLUED AND POCKET SCREWED JOINTS.
2. 3/8" PARTICLE BOARD BACK WITH MAPLE PRINT INTERIOR.
3. 3/8" PARTICLE BOARD SIDES, TOPS AND BOTTOMS, WITH MAPLE PRINT INTERIOR.
4. 5/8" PARTICLE BOARD SHELVING WITH A MAPLE PRINT ON BOTH SIDES AND ONE EDGE. ALL SHELVES ARE ADJUSTABLE WITH BASE CABINETS HAVING 1/2 DEPTH SHELVES, SUPPORTED BY SHELF CLIPS.
5. DOORS WITH SG MAPLE WILL BE A 3/16" ENGINEERED, VENEERED FLAT PANEL WITH HARDWOOD STILES AND RAILS. DOORS WITH PG MAPLE WILL BE A 3/16" ENGINEERED FLAT PANEL WITH HARDWOOD STILES AND RAILS.
6. ONE PIECE ADJUSTABLE HINGE.
DOOR UPGRADE OPTION:
1. ADJUSTABLE SOFTCLOSE HINGE
7. ENDS WILL BE A CLOSELY MATCHING PRINT TO THE FINISH SELECTION.
8. STANDARD FINISH CONSISTS OF NON WIPING STAIN, A COAT OF SELF SEALING CONVERSION VARNISH & A TOP COAT OF CONVERSION VARNISH. FINISH THINCKNESS APPROXIMATELY 7 MIL. WET.
9. 3/4" HARDWOOD DRAWER FRONTS FOR STAIN GRADE MAPLE, PAINT GRADE MAPLE WILL BE 3/4" HDF FRONTS.
10. 1/2" RABBETED BALTIC BIRCH DRAWER WITH 1/4" FLOOR, WITH A CLEAR COAT.
11. SELF ADJUSTING EPOXY COATED 3/4 EXTENSION SIDE MOUNT DRAWER GUIDES.
DRAWER UPGRADE OPTION
1. BLUM 7/8 EXTENSION SOFT CLOSE TRACK

***optional upgrade added to Badger's inventory*

KCMA CERTIFIED
MEETS KCMA ESP STANDARDS
C.A.R.B. PHASE II COMPLIANT

* Order: cabpurchasing@badgerlax.com
www.badgerlax.com

BADGER CABINETS BUILDER SERIES

WOOD SPECIES AND FINISHES

WOOD SPECIES

STAIN GRADE MAPLE Stain Grade maple is smooth, even grained wood that may contain: narrow staves, sapwood, heartwood, and all other natural characteristics commonly found within this species.

PAINT GRADE MAPLE Paint Grade Maple is a smooth, even grained wood that may contain: narrow staves, sapwood, heartwood, and all other natural characteristics commonly found within this species. This grade is specifically intended for a painted finish. Skins and panels may be made from engineered wood products.

FINISHES

STAINS

Cabinets receive a coat of non wiping stain, one coat of self sealing conversion varnish and a top coat of conversion varnish.

PAINTS - 8% UPCHARGE

On wood products, movement is typical due to changes in the climate conditions. This will cause the hairline cracks at the stiles, rails and joints that you will see in a painted finish. Panel shrinkage may also occur in the door panel of your cabinetry. Over time there may be a slight color change in this finish due to exposure to natural and artificial light. The color black also brings out the natural flaws in the wood that is hidden by other colors. These items listed above are natural occurrences in the wood and will not be considered a defect or reason for replacement by Koch Cabinets.

FINISHING PROCESS

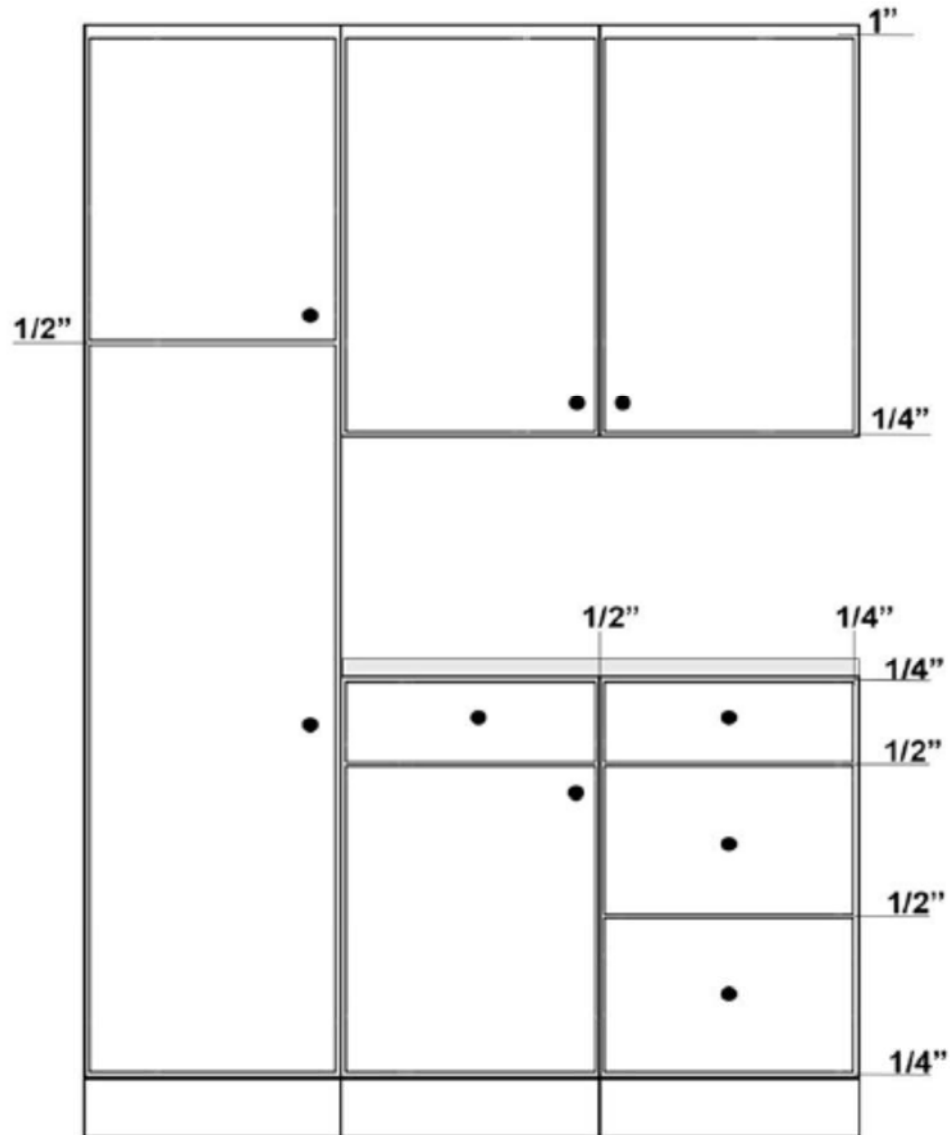
1. Doors and drawer fronts are sanded through a wide belt sander followed by an orbital sander.
2. They are hand sanded and inspected.
3. Stain is applied to both sides.
4. Doors and fronts have a coat of self sealing conversion varnish applied and are oven cured one side at a time.
5. They are hand seal sanded and brushed clean of sealer dust.
6. They have a top coat of conversion varnish applied and are oven cured one side at a time.

* Order: cabpurchasing@badgerlax.com
www.badgerlax.com

BADGER CABINETS

BUILDER SERIES

MODIFIED FULL OVERLAY



Vertical reveals between doors or drawers of connecting cabinets will be 1/2". Horizontal reveals between stacked drawers, between drawers and doors and between stacked doors will be 1/2". Reveals at the top of wall and tall cabinets will be 1" and the bottom will be 1/4". Reveals at the top and bottom of base, office and vanity cabinets will be 1/4".

Blind Base and Wall - door overlaps blind side 1/2".

* Order: cabpurchasing@badgerlax.com
www.badgerlax.com

BADGER CABINETS

BUILDER SERIES

PIONEER DOOR STYLE



	SG MAPLE	PG MAPLE
FINISH		
STAIN		
SADDLE		
COFFEE		
ESPRESSO		
*PAINTS		
ARCTIC		

*PAINTS WILL HAVE AN 8% UPCHARGE

MOD FULL OVERLAY

3/16" HDF ENGINEERED, VENEERED PANEL INSERT FOR STAINS

3/16" HDF ENGINEERED WOOD PANEL INSERT FOR PAINTS

2 1/4" STILES & RAILS



28 DEGREE
INSIDE BEVEL



STAINED SLAB FRONT WILL BE HARDWOOD
PAINTED SLAB FRONT WILL BE HDF



- * 1/2" rabbeted Baltic Birch drawer with 1/4" floor, faced with print
- * added up grade Blum 7/8 extension soft close track for Badger's inventory



* Order: cabpurchasing@badgerlax.com
www.badgerlax.com

STOCK ORDER FORM

Dealer:	
Ship to address:	
PO#/Job Name:	
ETA:	Ordered By:



Builder Series Cabinets

Updated 1.1.23

SKU	UNIT	QTY	LIST	SKU	UNIT	QTY	LIST	SKU	UNIT	QTY	LIST
Wall Units				Base Units				Vanity Units			
BB80001	W3012-2B		\$316.00	BB80170	B9FHDL		\$420.00	BB80300	V8B24AHL		\$531.00
BB80002	W3612-2B		\$336.00	BB80200	B12L		\$526.00	BB80310	V8B30AH-2B		\$620.00
BB80003	W3015-2B		\$342.00	BB80201	B15L		\$551.00	BB80311	V8B36AH-2B		\$648.00
BB80004	W3615-2B		\$363.00	BB80202	B18L		\$572.00	BB80320	VDB12AH-3		\$817.00
BB80005	W3018-2B		\$360.00	BB80242	BM18TRL		\$988.00	BB80321	VDB15AH-3		\$850.00
BB80006	W3618-2B		\$376.00	BB80203	B21L		\$594.00	BB80322	VDB18AH-3		\$885.00
BB80050	W930L		\$251.00	BB80204	B24L		\$616.00	BB80330	V8428PAH		\$911.00
BB80051	W1230L		\$267.00	BB80205	B27-2B		\$751.00	BB80350	V8488PAH-M		\$947.00
BB80052	W1530L		\$284.00	BB80206	B30-2B		\$773.00	BB80340	V830TDLAH-3-M		\$969.00
BB80053	W1830L		\$303.00	BB80207	B33-2B		\$795.00	BB80341	V830TDRAH-3-M		\$969.00
BB80100	W2130L		\$320.00	BB80208	B36-2B		\$817.00	BB80342	V836TDLAH-3-M		\$1,203.00
BB80101	W2430L		\$339.00	BB80209	B48		\$1,178.00	BB80343	V836TDRAH-3-M		\$1,203.00
BB80102	W2730-B		\$444.00	Sink Base							
BB80103	W3030-B		\$460.00	BB80240	B833-2B		\$580.00	Accessories			
BB80104	W3330-B		\$480.00	BB80241	B836-2B		\$593.00	BB80906	F-3X30		\$60.00
BB80105	W3630-B		\$496.00	3-Drawer Base				BB80916	F-3X42		\$76.00
BB80106	W4830		\$582.00	BB80250	BD12-3		\$820.00	BB80907	F-6X42		\$114.00
Diagonal Wall/Blind Wall Corner				BB80251	BD15-3		\$863.00	BB80908	F-3X96		\$245.00
BB80150	WC0430L		\$468.00	BB80252	BD18-3		\$886.00	BB80909	SHKRCROWN		\$143.00
BB80160	WC3630L		\$414.00	BB80253	BD21-3		\$921.00	BB80910	INCORN		\$97.00
BB80161	WC3630R		\$414.00	BB80254	BD24-3		\$957.00	BB80911	OUTCORN 22		\$119.00
								BB80912	SCRIBE		\$65.00
Skins/End Panels/Paneling				BB80260	BER36L8L		\$1,267.00	BB80913	FINTK4.5		\$27.00
BB80900	FINISH END-W30		\$68.00	BB80270	B398CL		\$666.00	BB80915	OUTCORN SHAKER		\$112.00
BB80901	FINISH END-B34.5		\$163.00	BB80271	B398CR		\$666.00	BB80917	SHOE		\$65.00
BB80902	FINISH END-FL266		\$380.00	Unen/Pantry Units				BB89999	TOUCH UP KIT		\$119.00
BB80903	FINISH END-PE08		\$435.00	BB80360	PLE1884U21L		\$1,144.00	BB8CLIP	SHELF CLIPS		N/C
BB80904	BEP-1 1/2L		\$101.00	BB80361	PE1884U24L		\$881.00				
BB80905	BEP-3L		\$119.00	BB80362	PE2484U24L		\$1,047.00				
BB80914	1/4 FBBS-48x34.5		\$197.00								
BB80918	REPU2484-1 1/2L		\$540.00								

Total List: \$0.00

**Apply your Builders
Series Multiplier

PIONEER • SADDLE • CUP HINGES • MODIFIED FULL OVERLAY • BLUM 7/8 EXT SOFT CLOSE GLIDES

Send orders to:
email: cabpurchasing@badgerlax.com • Fax: 606.788.5272

STOCK ORDER FORM

Dealer:	
Ship to address:	
PO#/Job Name:	
ETA:	Ordered By:



Builder Series Cabinets

Updated 1.1.23

SKU	UNIT	QTY	LIST	SKU	UNIT	QTY	LIST	SKU	UNIT	QTY	LIST
Wall Units				Base Units				Vanity Units			
BBA0001	W3012-2B		\$325.48	BBA0170	B9FHDL		\$432.60	BBA0300	VSB24AHL		\$546.93
BBA0002	W3612-2B		\$346.08	BBA0200	B12L		\$539.44	BBA0310	VSB30AH-2B		\$638.60
BBA0003	W3015-2B		\$352.26	BBA0201	B15L		\$565.19	BBA0311	VSB36AH-2B		\$667.44
BBA0004	W3615-2B		\$373.89	BBA0202	B18L		\$586.82	BBA0320	VDB12AH-3		\$834.49
BBA0005	W3018-2B		\$370.08	BBA0242	BM18TRL		\$1,015.90	BBA0321	VDB15AH-3		\$868.48
BBA0006	W3618-2B		\$387.28	BBA0203	B21L		\$609.48	BBA0322	VDB18AH-3		\$904.53
BBA0050	W930L		\$258.53	BBA0204	B24L		\$632.14	BBA0330	VB426PAH		\$933.65
BBA0051	W1230L		\$275.01	BBA0205	B27-2B		\$771.19	BBA0350	VB486PAH-M		\$970.73
BBA0052	W1530L		\$292.52	BBA0206	B30-2B		\$793.85	BBA0340	VB30TDLAH-3-M		\$993.39
BBA0053	W1830L		\$312.09	BBA0207	B33-2B		\$816.51	BBA0341	VB30TDRAH-3-M		\$993.39
BBA0100	W2130L		\$329.60	BBA0208	B36-2B		\$839.17	BBA0342	VB36TDLAH-3-M		\$1,234.41
BBA0101	W2430L		\$349.17	BBA0209	B48		\$1,208.68	BBA0343	VB36TDRAH-3-M		\$1,234.41
BBA0102	W2730-B		\$457.32	Sink Base							
BBA0103	W3030-B		\$473.80	BBA0240	B633-2B		\$597.40	Accessories			
BBA0104	W3330-B		\$494.40	BBA0241	B636-2B		\$610.79	BBA0906	F-3X30		\$61.80
BBA0105	W3630-B		\$510.88	3-Drawer Base				BBA0916	F-3X42		\$78.28
BBA0106	W4830		\$599.46	BBA0250	BD12-3		\$837.58	BBA0907	F-6X42		\$117.42
Diagonal Wall/Blind Wall Corner				BBA0251	BD15-3		\$881.87	BBA0908	F-3X96		\$252.35
BBA0150	WD2430L		\$482.04	BBA0252	BD18-3		\$905.56	BBA0909	SHKRCROWN		\$147.29
BBA0160	WC3630L		\$426.42	BBA0253	BD21-3		\$941.61	BBA0910	INCORN		\$99.91
BBSA161	WC3630R		\$426.42	BBA0254	BD24-3		\$978.69	BBA0911	OUTCORN 22		\$122.57
				Lizzy Susan/Blind Corner				BBA0912	SCRIBE		\$66.95
Skins/End Panels/Paneling				BBA0260	BER36L8L		\$1,305.01	BBA0913	FINTK4.5		\$27.81
BBA0900	FINISH END-W30		\$70.04	BBA0270	B39BCL		\$683.64	BBA0915	OUTCORN SHAKER		\$115.36
BBA0901	FINISH END-B34.5		\$167.89	BBA0271	B39BCR		\$683.64	BBA0917	SHOE		\$66.95
BBA0902	FINISH END-PL26		\$391.40	Linen/Pantry Units				BBA9999	TOUCH UP KIT		\$122.57
BBA0903	FINISH END-PE98		\$448.05	BBA0360	PLE1884U21L		\$1,178.32	BBSCLIP	SHELF CLIPS		N/C
BBA0904	BEP-1 1/2L		\$104.03	BBA0361	PE1884U24L		\$907.43				
BBA0905	BEP-3L		\$122.57	BBA0362	PE2484U24L		\$1,078.41				
BBA0914	1/4 FBBS-48x34.5		\$202.91								
BBA0918	REPU2484-1 1/2L		\$556.20								
Total List: \$0.00											
**Apply your Builders											

Total List: \$0.00

**Apply your Builders
Series Multiplier

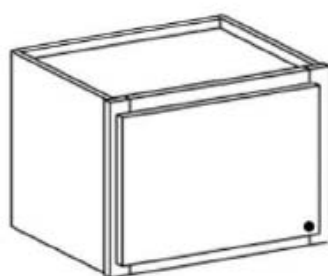
PIONEER • ARCTIC • CUP HINGES • MODIFIED FULL OVERLAY • BLUM 7/8 EXT SOFT CLOSE GLIDES

Send orders to:
email: cabpurchasing@badgerjax.com • Fax: 608.788.5272

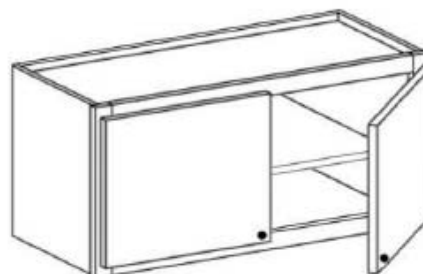
BADGER CABINETS

BUILDER SERIES

MAPLE WALL UNITS with Cup Hinge Modified Full Overlay	DOOR STYLE & STAIN COLOR		DOOR STYLE & PAINT COLOR	
	PIONEER SADDLE		PIONEER ARCTIC	
	Prod #	Each	Prod #	Each
12" High x 12" Deep				
W3012-2B	BBS0001	\$184.55	BBA0001	\$190.10
W3612-2B	BBS0002	\$196.24	BBA0002	\$202.13
15" High x 12" Deep				
W3015-2B	BBS0003	\$199.75	BBA0003	\$205.73
W3615-2B	BBS0004	\$212.02	BBA0004	\$218.37
18" High x 12" Deep				
W3018-2B	BBS0005	\$210.26	BBA0005	\$216.57
W3618-2B	BBS0006	\$219.60	BBA0006	\$226.20
30" High x 12" Deep				
W0930L	BBS0050	\$146.60	BBA0050	\$151.00
W1230L	BBS0051	\$155.94	BBA0051	\$160.62
W1530L	BBS0052	\$165.88	BBA0052	\$170.85
W1830L	BBS0053	\$176.97	BBA0053	\$182.27
W2130L	BBS0100	\$186.90	BBA0100	\$192.51
W2430L	BBS0101	\$197.99	BBA0101	\$203.93
30" High x 12" Deep				
W2730-B	BBS0102	\$259.32	BBA0102	\$267.09
W3030-B	BBS0103	\$268.66	BBA0103	\$276.72
W3330-B	BBS0104	\$280.34	BBA0104	\$288.76
W3630-B	BBS0105	\$289.68	BBA0105	\$298.38
W4830	BBS0106	\$339.92	BBA0106	\$350.12



STANDARD WALL WITH ONE DOOR

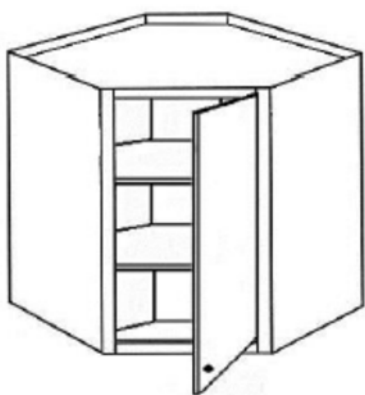


STANDARD WALL WITH BUTT DOORS

* Order: cabpurchasing@badgerlax.com
www.badgerlax.com

BADGER CABINETS BUILDER SERIES

MAPLE WALL UNITS with Cup Hinge Modified Full Overlay	DOOR STYLE & STAIN COLOR		DOOR STYLE & PAINT COLOR	
	PIONEER SADDLE		PIONEER ARCTIC	
	Prod #	Each	Prod #	Each
Diagonal Cabinet				
WD2430L	BBS0150	\$273.33	BBA0150	\$281.53
Blind Corner Cabinet				
WC3630L	BBS0160	\$241.80	BBA0160	\$249.06
WC3630R	BBS0161	\$241.80	BBA0161	\$249.06



Diagonal Cabinet



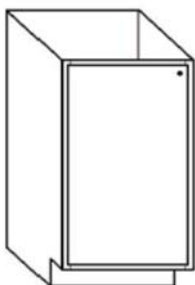
TWO SHELVES IN 30" & 36" TALL
THREE SHELVES IN 42" TALL
L AND R REPRESENT BLIND SIDE
DOOR WILL BE HINGED TO BLIND SIDE
CAN PULL UP TO 4". MINIMUM PULL 1"

* Order: cabpurchasing@badgerlax.com
www.badgerlax.com


BADGER CABINETS

BUILDER SERIES

MAPLE BASE UNITS with Cup Hinge Modified Full Overlay	DOOR STYLE & STAIN COLOR		DOOR STYLE & PAINT COLOR	
	PIONEER SADDLE		PIONEER ARCTIC	
	Prod #	Each	Prod #	Each
B9FHDL	BBS0170	\$245.30	BBA0170	\$252.66
B12L	BBS0200	\$307.21	BBA0200	\$315.06
B15L	BBS0201	\$321.81	BBA0201	\$330.10
B18L	BBS0202	\$334.08	BBA0202	\$342.73
B21L	BBS0203	\$346.93	BBA0203	\$355.97
B24L	BBS0204	\$359.77	BBA0204	\$369.21
B27-2B	BBS0205	\$438.62	BBA0205	\$450.42
B30-2B	BBS0206	\$451.48	BBA0206	\$463.64
B33-2B	BBS0207	\$464.33	BBA0207	\$476.88
B36-2B	BBS0208	\$477.17	BBA0208	\$490.12
B48	BBS0209	\$688.01	BBA0209	\$705.92
Sink Base				
BS33-2B	BBS0240	\$338.75	BBA0240	\$348.92
BS36-2B	BBS0241	\$346.35	BBA0241	\$356.73
3-Drawer Cabinets				
BD12-3	BBS0250	\$478.92	BBA0250	\$489.19
BD15-3	BBS0251	\$504.04	BBA0251	\$515.05
BD18-3	BBS0252	\$517.46	BBA0252	\$528.89
BD21-3	BBS0253	\$537.91	BBA0253	\$549.95
BD24-3	BBS0254	\$558.93	BBA0254	\$571.60



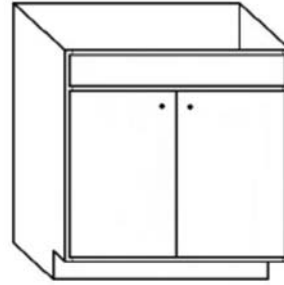
**Base w/Full
Height Door**



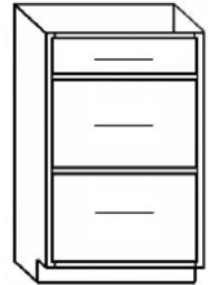
Standard Base



**Standard
2 Door Base**



Sink Base

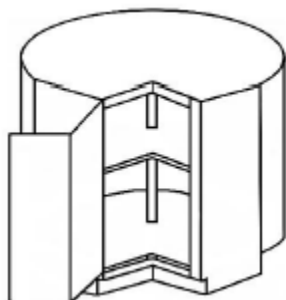


3 Drawer Base

*** Order: cabpurchasing@badgerlax.com
www.badgerlax.com**

BADGER CABINETS BUILDER SERIES

MAPLE BASE UNITS with Cup Hinge Modified Full Overlay	DOOR STYLE & STAIN COLOR		DOOR STYLE & STAIN COLOR	
	PIONEER SADDLE		PIONEER SADDLE	
	Prod #	Each	Prod #	Each
Lazy Susan				
BER36LSL	BBS0260	\$739.99	BBA0260	\$762.20
Base Corner Unit				
B39BCL	BBS0270	\$388.97	BBA0270	\$399.28
B39BCR	BBS0271	\$388.97	BBA0271	\$399.28
Base 18" Trasg Rollout				
B39BCL	BBS0242	\$577.04	BBA0242	\$592.99

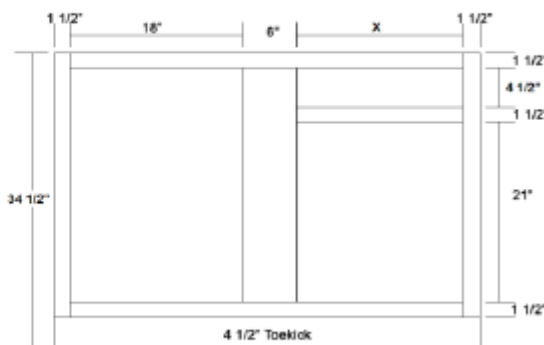
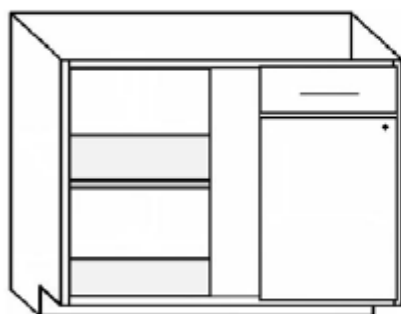


**24" Deep Easy Reach
w/Poly Lazy Susan**



18" Base Trash Rollout

BLIND CORNER
L AND R REPRESENT BLIND SIDE - CAN PULL 4"
DOOR WILL BE HINGED TO BLIND SIDE



Opening Width Calculation

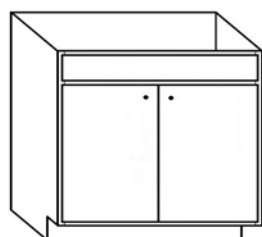
Cabinet Width - 27" = X

*** Order: cabpurchasing@badgerlax.com
www.badgerlax.com**

BADGER CABINETS

BUILDER SERIES

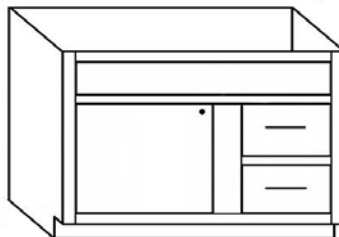
MAPLE VANITY UNITS with Cup Hinge Modified Full Overlay	DOOR STYLE & STAIN COLOR		DOOR STYLE & STAIN COLOR	
	PIONEER SADDLE		PIONEER SADDLE	
	Prod #	Each	Prod #	Each
** All Vanity Units are 34.5" in height **				
VS24AHL	BBS0300	\$310.13	BBA0300	\$319.43
VS30AH-2B	BBS0310	\$362.11	BBA0310	\$372.98
VS36AH-2B	BBS0311	\$378.46	BBA0311	\$389.82
VDB12AH-3	BBS0320	\$477.17	BBA0320	\$487.39
VDB15AH-3	BBS0321	\$496.44	BBA0321	\$507.24
VDB18AH-3	BBS0322	\$516.89	BBA0322	\$528.29
VB30TDLAH-3-M	BBS0340	\$565.94	BBA0340	\$580.20
VB30TDRAH-3-M	BBS0341	\$565.94	BBA0341	\$580.20
VB36TDLAH-3-M	BBS0342	\$702.62	BBA0342	\$720.95
VB36TDRAH-3-M	BBS0343	\$702.62	BBA0343	\$720.95
VB42SPAH	BBS0330	\$532.07	BBA0330	\$545.30
VB48SPAH-M	BBS0350	\$553.09	BBA0350	\$566.96



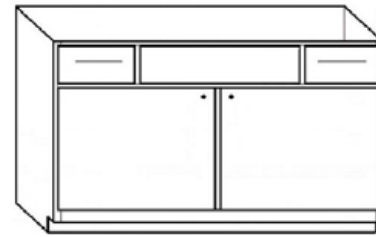
**21" Deep Vanity Sink
Base**



**21" Deep Vanity
Drawer Base**



**21" Deep Vanity Sink Base
w/2 Working Tub Drawers**



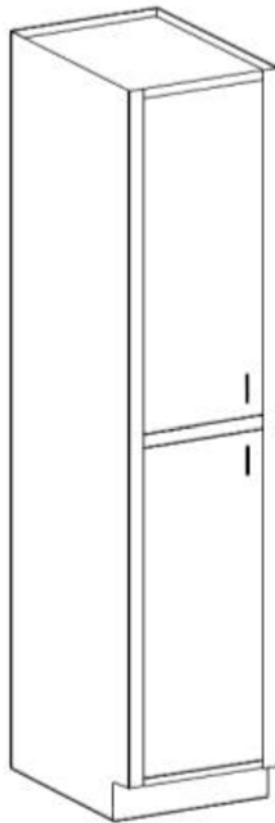
**42" & 48" Wx21" Deep Vanity Sink
w/Drawers
VB42SPAH
Center Drw Opening is 15"
VB48SPAH-M
Center Drw Opening 21"
1/2" Space Between Doors**

*** Order: cabpurchasing@badgerlax.com
www.badgerlax.com**

BADGER CABINETS

BUILDER SERIES

MAPLE LINEN AND PANTRY UNITS with Cup Hinge Modified Full Overlay	DOOR STYLE & STAIN COLOR		DOOR STYLE & STAIN COLOR	
	PIONEER SADDLE		PIONEER SADDLE	
	Prod #	Each	Prod #	Each
PLE1884U21L (21" deep)	BBS0360	\$668.16	BBA0360	\$688.20
PE1884U24L (24" deep)	BBS0361	\$514.55	BBA0361	\$529.99
PE2484U24L (24" deep)	BBS0362	\$611.50	BBA0362	\$629.85



* Order: cabpurchasing@badgerlax.com
www.badgerlax.com

BADGER CABINETS BUILDER SERIES

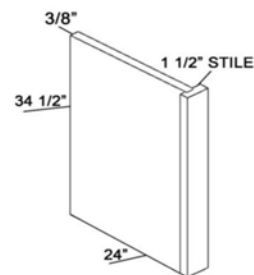
	MAPLE ACCESSORIES		MAPLE ACCESSORIES	
	SADDLE		ARCTIC	
	Prod #	Each	Prod #	Each
FILLERS				
F-3X30	BBS0906	\$35.04	BBA0906	\$36.10
F-3X42	Non-Stock		BBA0916	\$45.72
F-3X96	BBS0908	\$143.10	BBA0908	\$147.38
F-6X42	BBS0907	\$66.59	BBA0907	\$68.57
SKINS				
FINISH END-W30	BBS0900	\$39.71	BBA0900	\$40.91
FINISH END-B34.5	BBS0901	\$95.20	BBA0901	\$98.06
FINISH END-PLE96	BBS0902	\$221.94	BBA0902	\$228.59
FINISH END-PE96	BBS0903	\$254.07	BBA0903	\$261.68
END PANELS				
BEP-1 1/2L	BBS0904	\$58.99	BBA0904	\$60.76
BEP-3L	BBS0905	\$69.50	BBA0905	\$71.59
1/4 FBBS-34 1/2	BBS0914	\$115.05	BBA0914	\$118.51
REPU2484-1 1/2L	BBS0918	\$315.39	BBA0918	\$324.86
MISC ACCESSORIES				
SHKRCROWN	BBS0909	\$83.52	BBA0909	\$86.02
INCORN	BBS0910	\$56.65	BBA0910	\$58.35
OUTCORN 22	BBS0911	\$69.50	BBA0911	\$71.59
OUTCORNSHAKER	BBS0915	\$65.42	BBA0915	\$67.37
SCRIBE	BBS0912	\$37.97	BBA0912	\$39.10
FINTK4.5	BBS0913	\$15.77	BBA0913	\$16.24
SHOE	BBS0917	\$37.97	BBA0917	\$39.10
TOUCH UP KIT	BBS9999	\$69.50	BBA9999	\$69.50



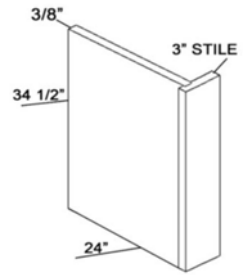
Fillers



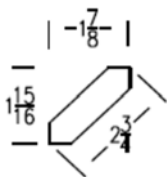
Loose End Skins



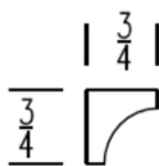
BEP-1 1/2L



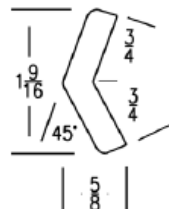
BEP-3L



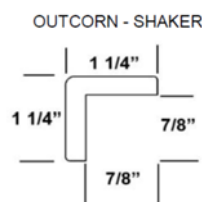
SHKRCROWN



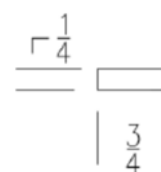
INCORN



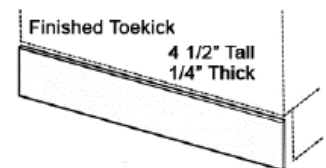
OUTCORN 22



OUTCORNSHAKER




SCRIBE



FINTK4.5

* Order: cabpurchasing@badgerlax.com
www.badgerlax.com

Vanity Tops/Cabinet Screws Alloc Flooring/Berkshire Flooring

	STOCK ORDER FORM	Order Date:
	Phone: (608) 788-0100	Ship To:
	Fax: (608) 788-5272	PO#/Job Name:
	1801 West Avenue South	Ship Date:
	La Crosse, WI 54602-1837	Ordered By:

QTY	SKU	UNIT	LIST	QTY	SKU	UNIT	LIST
Venetian 1001 White on White Gloss Vanity Tops:				Berkshire Luxury Vinyl Flooring			
	*H0920	25 X 19	\$116.70		TLVCW119	Autumn Slate	\$4.11
	H0940	25 X 22	\$149.22		TLVCW125	Sable Quartz	\$4.11
	H0941	31 X 22	\$162.62		TLVCW122	Rustic Oak	\$4.11
	H0942	37 X 22	\$189.39		TLVCW123	Malibu	\$4.11
	H0943	43 X 22	\$218.10		TLVCW124	Cocoa	\$4.11
	H0944	49 X 22	\$239.15		TLVCW120	Pine	\$4.11
	H0945	61 X 22	\$321.41		TLVCW775	Ash Hickory	\$4.11
	H0948-L	Left Side Splash	\$19.04		TLVCW124	Cocoa	\$4.11
	H0948-R	Right Side Splash	\$19.04		TLVCW120	Pine	\$4.11
	H0935	Shine Plus	\$7.16		TLVCW775	Ash Hickory	\$4.11
Roma 1250 Cappuccino Gloss Vanity Tops:							
	H0950	25 X 22	\$195.14				
	H0951	31 X 22	\$218.10				
	H0952	37 X 22	\$246.80				
	H0953	43 X 22	\$285.05				
	H0954	49 X 22	\$309.92				
	H0955	61 X 22	\$417.06				
	H0958-L	Left Side Splash	\$25.86				
	H0958-R	Right Side Splash	\$25.86				
Cabinet Screws:							
	G1902-5#	10" X 2 1/2"	\$35.19				
	G1903-5#	10" X 3"	\$35.19				

Apply YOUR Badger Catalog Multiplier



SOVEREIGN
commercial solid rigid core

15 YEAR COMMERCIAL
LIFETIME RESIDENTIAL
LIFETIME WATERPROOF

7" x 48" nom., 181 x 1220 mm (Planks)
12" x 24" nom., 304.8 x 609.6 mm (Tiles)
6 mm Total Gauge
10 Planks, 23.75 sf per Carton
12 Tiles, 24.00 sf per Carton

4 Sided Micro Bevel
Wear Layer 0.55 mm/22 mil
IXPE Acoustic Insulation Layer
Angle/Drop Locking
100% Recyclable

			
Wheaton Gold	Riverbank Gray	Knotted Heartwood	Norse Country Bark

SOVEREIGN * 15 YEAR COMMERCIAL * LIFETIME RESIDENTIAL * LIFETIME WATERPROOF						
Prod #	Color	Packaging	LESS'N PALLET		FULL PALLET	
			Per Sq.Ft.	Per Carton	Per Sq.Ft.	Per Carton
TIRSOVX604	Wheaton Gold	(10 PC/CTN) (23.75 SF/CTN) (45 CTN/PA)	\$7.97	\$189.31	\$6.49	\$154.02
TIRSOVX606	Riverbank Gray		\$7.97	\$189.31	\$6.49	\$154.02
TIRSOVX607	Knotted Heartwood		\$7.97	\$189.31	\$6.49	\$154.02
TIRSOVX620	Norse Country Bark		\$7.97	\$189.31	\$6.49	\$154.02

SOVEREIGN TRIMS				
Prod #	Trim	Color	Length	Per Each
TIRSCAP107153	End Cap	Wheaton Gold	94"	\$82.70
TIRSCAP107159	End Cap	Riverbank Gray	94"	\$82.70
TIRSCAP107165	End Cap	Knotted Heartwood	94"	\$82.70
TIRSCAP107177	End Cap	Norse Country Bark	94"	\$99.45
TIRMRRD107153	Reducer	Wheaton Gold	94"	\$99.45
TIRMRRD107159	Reducer	Riverbank Gray	94"	\$99.45
TIRMRRD107165	Reducer	Knotted Heartwood	94"	\$99.45
TIRMRRD107177	Reducer	Norse Country Bark	94"	\$86.57
TIRSLT107153	Tmold	Wheaton Gold	94"	\$86.57
TIRSLT107159	Tmold	Riverbank Gray	94"	\$86.57
TIRSLT107165	Tmold	Knotted Heartwood	94"	\$86.57
TIRSLT107177	Tmold	Norse Country Bark	94"	\$82.98