


# Interior Millwork

JULY 2019 (BOX)



*Your  
favorites  
and  
more...*



## BADGER CORRUGATING COMPANY — MILLWORK DIVISION —

1012 Green Bay St., La Crosse, Wisconsin, 54601

Millwork Wats: 1-877-234-9756 Millwork Fax: (608) 788-4251

Phone: (608) 788-0100 Corporate Wats: 1-800-356-8004





## SUPERIOR BUILDING MATERIALS PRODUCT OFFERING

**P** 800.356.8004 **F** 608.788.1510 [badgerlax.com](http://badgerlax.com)

### INTERIOR MILLWORK

Masonite Interior Doors  
Koch & Company Interior Doors  
Woodport Interior Doors  
Woodfold Doors  
Menzner Hardwoods Mouldings  
Ferche Mouldings  
Crown Heritage Stair Parts  
Ascension Stair Parts  
CDC / L.C. Schmidt Doors  
Dunbarton RediFrame & Rediflex  
Republic Doors & Frames  
Oshkosh Doors  
Schlage & Dexter Locks  
Fusion Hardware  
Emtek / Penrod Hardware  
Johnson Hardware  
Fastener Unlimited  
Hager Hardware

### ROOFING PRODUCTS

TAMKO Shingles  
Weatherbond  
McElroy Metals  
EDCO Arrowline Shingles  
Central States Steel  
Rubber Roofing Iso Panels

### SIDING PRODUCTS

Royal Vinyl Siding  
EDCO Siding & Soffit  
Central States Siding  
LP SmartSide  
Exteria Products  
Foundry Siding  
Klauer Manufacturing  
TriLite Stone  
Silvermine Stone  
Novabrik  
Atlas R-Board  
Pactiv Fan Fold

### EXTERIOR MILLWORK

Masonite Exterior Doors  
Tru-Tech Exterior Doors  
Plastpro Exterior Doors  
Western Reflections  
Frontline Door Cladding  
Rocky Mountain Hardware  
Endura  
GM Wood Products  
Weather Shield Windows  
Lincoln Windows  
Quaker Windows  
Trac-Rite Roll-Up Doors  
Chamberlain Openers  
Screen Tight Systems  
Park-View Patio Doors  
C.H.I. Overhead Doors  
Pella Storm Doors  
Wasco Skylights  
Velux Sun Tunnel Skylights  
AFCO Columns  
FYPON  
Royal Trim Boards

### LUMBER PRODUCTS

Engineered Wood Products  
Plywoods (CDX, Sanded, Underlayments)  
Gorman Boards  
LP OSB  
Treated (ACQ Deck & CCA Timbers)  
Dimension, MSR  
Timber Technologies Glulams

### CABINET PRODUCTS

Countryside Cabinets  
Diamond Cabinets  
Viking Sink  
Berkshire Flooring  
Sink Factory  
Alloc Laminate Flooring

### AG PRODUCTS

Central States Panels  
PLYCO Doors, Tracks, Cupolas,  
Vents & Screws  
MSW PVC Liner Panels  
Palram Liner & Skylight Panels  
Sunsky PolyCarbonate  
Trusscore PVC Liner Panel  
USP Structural Connectors  
Bay Insulation Systems  
Titan Timbers Laminated Poles  
Marco Industries  
Nudo Glassboard  
Glasteel  
AgTuff Liner  
MWI Components

### MISC PRODUCTS

Anchor Fasteners  
Homeguard Housewrap  
AFCO Railing  
Fairway Railing  
Johns Manville Insulation  
Owens Corning Foamular  
Benjamin Obdyke  
Western Screws  
TCC Concrete, Sand & Mortar Mix  
Unimin Silica Sand  
Rebar  
Titebond / Franklin International  
Maze Nails  
Nelson Shims  
Wellcraft Egress Systems  
Stone Escape Egress  
Power Fastening  
Poly-America  
Midwest Plastics Drain Tile  
Malco  
USP Connectors  
Midwest Snips



## The Badger Corrugating Team



**Brian Mlsna**  
CEO / Owner (ext. 219)  
(608) 385-8254  
[bmlsna@badgerlax.com](mailto:bmlsna@badgerlax.com)



**John Kreutzman**  
Dir. of Finance/Controller  
ext. 247  
[jkreutzman@badgerlax.com](mailto:jkreutzman@badgerlax.com)



**John Ritter**  
Dir. of Sales  
ext. 230  
[jritter@badgerlax.com](mailto:jritter@badgerlax.com)



**Todd Grell**  
Outside Dealer Sales  
(608) 792-2323  
[tgrell@badgerlax.com](mailto:tgrell@badgerlax.com)



**John Gerber**  
Outside Dealer Sales  
(608) 386-4259  
[jgerber@badgerlax.com](mailto:jgerber@badgerlax.com)



**Chad Halbach**  
Outside Dealer Sales  
(608) 792-4426  
[chalbach@badgerlax.com](mailto:chalbach@badgerlax.com)



**Allen Stoddard**  
Outside Dealer Sales  
(608) 386-9657  
[astoddard@badgerlax.com](mailto:astoddard@badgerlax.com)



**Chad Blumenstein**  
Outside Dealer Sales  
(608) 792-0361  
[cblumenstein@badgerlax.com](mailto:cblumenstein@badgerlax.com)



**Jeff Romnek**  
Outside Dealer Sales  
(608) 386-0506  
[jromnek@badgerlax.com](mailto:jromnek@badgerlax.com)



**Bill Nettleton**  
Outside Dealer Sales  
(612) 834-4292  
[wnettleton@badgerlax.com](mailto:wnettleton@badgerlax.com)



**Slade Hendrikson**  
Outside Dealer Sales  
(608) 792-5869  
[shendrikson@badgerlax.com](mailto:shendrikson@badgerlax.com)

## The Badger Corrugating Team



David Nadolski  
Product Specialist  
(608) 317-3330

[dnadolski@badgerlax.com](mailto:dnadolski@badgerlax.com)



John Ringet  
Product Specialist  
(715) 573-8586

[jringuet@badgerlax.com](mailto:jringuet@badgerlax.com)



Scott Flatten  
Dir. of Int. & Ext. Millwork  
ext. 205

[sflatten@badgerlax.com](mailto:sflatten@badgerlax.com)



Jason Betz  
Int. & Ext. Millwork Sales Mgr.  
ext. 307

[jbetz@badgerlax.com](mailto:jbetz@badgerlax.com)



Michelle Carter  
Millwork Sales  
ext. 272

[mcarter@badgerlax.com](mailto:mcarter@badgerlax.com)



Steve Borchardt  
Millwork Sales  
ext. 212

[sborchardt@badgerlax.com](mailto:sborchardt@badgerlax.com)



Garret Prince  
Millwork Sales  
Ext. 234

[gprince@badgerlax.com](mailto:gprince@badgerlax.com)



Joe Maliszewski  
Millwork Sales  
ext. 243

[jmaliszewski@badgerlax.com](mailto:jmaliszewski@badgerlax.com)



Craig Wedwick  
Millwork Sales

[cwedwick@badgerlax.com](mailto:cwedwick@badgerlax.com)



Mat Hesse  
Millwork Sales  
ext. 249

[mwhesse@badgerlax.com](mailto:mwhesse@badgerlax.com)



Matt Wiltgen  
Millwork Sales  
ext. 242

[mwiltgen@badgerlax.com](mailto:mwiltgen@badgerlax.com)



Jake Beyer  
Millwork Sales  
ext. 304

[jbeyer@badgerlax.com](mailto:jbeyer@badgerlax.com)



## The Badger Corrugating Team



John LeQuesne  
Commercial Millwork Sales  
ext. 267  
[jlequesne@badgerlax.com](mailto:jlequesne@badgerlax.com)



Zach Stackhouse  
Commercial Millwork Sales  
Ext. 330  
[zstackhouse@badgerlax.com](mailto:zstackhouse@badgerlax.com)



Mike Bauercamper  
Commercial Millwork Sales  
ext. 274  
[mbauercamper@badgerlax.com](mailto:mbauercamper@badgerlax.com)



Scott Flatten  
Director of Operations  
ext. 205  
[sflatten@badgerlax.com](mailto:sflatten@badgerlax.com)



Becky Colsch  
Ext. MW Logistics Coordinator  
ext. 313  
[bcolsch@badgerlax.com](mailto:bcolsch@badgerlax.com)



Jill Czarnecki  
MW Service Coordinator  
ext. 244  
[jczarnecki@badgerlax.com](mailto:jczarnecki@badgerlax.com)



Ryan Burg  
IM Production Control  
ext. 318  
[rburg@badgerlax.com](mailto:rburg@badgerlax.com)



Tim James  
Custom Millwork Supervisor  
(608) 792-2213  
[tjames@badgerlax.com](mailto:tjames@badgerlax.com)



Brian Arneson  
Interior Millwork Buyer  
ext. 260  
[barneson@badgerlax.com](mailto:barneson@badgerlax.com)



Kristie Jorstad  
Exterior Millwork Buyer  
ext. 221  
[kjorstad@badgerlax.com](mailto:kjorstad@badgerlax.com)



Deb Greeno  
Pre-Finish Day Supervisor  
(608) 792-0357  
[dgreeno@badgerlax.com](mailto:dgreeno@badgerlax.com)

## The Badger Corrugating Team



Rebecca Grapes  
Dir. of HR & Safety  
ext. 236/273  
[rgrapes@badgerlax.com](mailto:rgrapes@badgerlax.com)



Julia Quandt  
Marketing Manager  
ext. 223  
[jquandt@badgerlax.com](mailto:jquandt@badgerlax.com)

John Pepera  
IT Specialist  
ext. 235  
[jpepera@badgerlax.com](mailto:jpepera@badgerlax.com)



Kristie Jorstad  
Purchasing  
ext. 221  
[kjorstad@badgerlax.com](mailto:kjorstad@badgerlax.com)



Michelle Wildes  
Accounts Receivable  
ext. 223  
[mwildes@badgerlax.com](mailto:mwildes@badgerlax.com)



Diane Branson  
A/P Manager  
ext. 237  
[dbranson@badgerlax.com](mailto:dbranson@badgerlax.com)





## **LIST MULTIPLIER PAGE**

**All prices are LIST prices subject to discounts indicated below**

A list price is shown on all products.

Use the List Price X **.70** to calculate your Net Cost.

Pricing in effect at the time of shipment will apply.

For current pricing & product information,  
refer to the Badger online catalog.

**[www.badgerlax.com](http://www.badgerlax.com)**



**Prices and specifications are subject to change without notice.**



**THIS PAGE LEFT BLANK.**





## BADGER CORRUGATING COMPANY

1801 West Avenue South  
La Crosse, WI 54601

### PHONE

Toll Free: (800) 356-8004 Local: (608) 788-0100  
Interior / Exterior Millwork Toll Free: (877) 234-9756

### FAX

Building Materials / Office FAX: (608) 788-1510 / (888) 775-4505  
Lumber FAX: (608) 788-6416  
Interior / Exterior Millwork FAX: (608) 788-4251

### HOURS OF OPERATION

Sales Office Hours: Mon-Fri 7:00am - 5:00pm  
Design Center Hours: Mon-Fri 7:00am - 5:00pm & Sat by Appointment

Website: <http://www.badgerlax.com> General Email: [badger@badgerlax.com](mailto:badger@badgerlax.com)

### STANDARD TERMS: 3/4% 10 Days, Net 30

**Prices and specifications are subject to change without notice.**

### CREDIT POLICY

#### STANDARD TERMS

A 3/4% discount will be allowed on invoices paid within 10 days of the invoice date.  
ACH is an accepted form of payment. Accounts with past due balances will be subject to a monthly service charge of 2% per month (24% per annum).

The net minimum service charge is \$10.00. No additional credit will be extended when an account has reached its credit limit or the account shows items which are 30 days beyond invoice date, whichever comes first. An NSF check will immediately put a customer on a cash basis.

A \$50.00 net service fee will be charged for any NSF check.

### MILLWORK NEXT DAY DELIVERY CUT OFF TIME

Badger Corrugating has a 3:30 cut off for all next day deliveries.

If you have emergency next day needs after the 3:30 cut off time please discuss with a Badger associate and every attempt will be made to meet your needs. This cut off time is to insure we have room for all product on designated routes.

### FREIGHT POLICY

There are no Delivery or Stop Charges on regular route deliveries, delivered to your yard.

A Flat Rate Charge of **\$15.00** per package will apply on all orders shipped via UPS/Speedy out of Badger Warehouse.

### ROUTE TRUCK, JOBSITE DELIVERY CHARGE

Residential and Commercial Jobsite Delivery Charge in our Delivery Area is **\$200.00**.

Jobsite Delivery Charge out of our Delivery Area is **\$200.00 plus Mileage (\$1.75 per mile, out of route area, round trip)**.

Jobsite Delivery Charge on a non-route day, is **\$200.00 plus Mileage (\$1.75 per mile, round trip)**.

Delay at Jobsite Charge (over 1/2 hour) is **\$75.00 per hour**.

# MILLWORK

> > > > GENERAL INFORMATION < < < <

**SPECIFY "RH" or "LH" WHEN PLACING DOOR ORDER**

**— Single Units —**

**----- Double Units -----**



**RH**



**LH**



**RH Active**



**LH Active**

Interior Door Hinge Locations								
Door Size	Hinge Size	Top Hinge	2nd Hinge	3rd hinge	4th Hinge	Hinge Backset 5/8" Radius	Hinge Backset 1/4" Radius	Hinge Backset Square Corner
6' 8"	3 1/2	7	36 1/4	65 1/2		1 1/8	1 1/8	1 1/8
6' 8"	4	6.75	36	65 1/4		1 1/2	1 1/2	1 1/2
6' 8"	4 1/2	6.5	35 3/4	65		1 1/2	1 1/2	1 1/2
7' 0"	3 1/2	7	38.25	69.5		1 1/8	1 1/8	1 1/8
7' 0"	4	6.75	38	69.25		1 1/2	1 1/2	1 1/2
7' 0"	4 1/2	6.5	37.75	69		1 1/2	1 1/2	1 1/2
8' 0"	3 1/2	7	31.75	56.5	81.25	1 1/8	1 1/8	1 1/8
8' 0"	4	6.75	31.5	56.25	81	1 1/2	1 1/2	1 1/2
8' 0"	4 1/2	6.5	31.25	56	80.75	1 1/2	1 1/2	1 1/2

Lock Bore Specifications			
Door Size	From Top	From Bottom	
6' 8"	44"	36"	
7' 0" **	48"	36"	** unless other specifications provided
8' 0" **	60"	36"	** unless other specifications provided

**PLEASE SPECIFY LOCK LOCATION ON ALL CUT DOWN DOORS**

**See Page IM-W-7 for more detail.**

## **FINISH:**

Interior and exterior doors, trim, stair parts, windows and fixture components are available raw (unfinished), painted or stained (prefinished). Standard stain colors are nutmeg, natural, wheat, cordovan cherry, diamond light oak, fruitwood, pecan, honey, cider, toffee or cinnamon. Standard paint colors are white, navajo, almond, eggshell, marshmallow or overcast.

All prefinished orders will be processed on a per order basis. (Allow **12** working days for delivery.)

**NOTE:** Custom color samples will be shipped for color verification. The color approval sheet (sent with the sample in a 'Property of Badger' plastic bag) must be signed and received at Badger's millwork office before product goes into production/finishing. This may alter your delivery date.

## **STANDARD HARDWARE:**

Hollow core prehung doors include 3 standard plain bearing hinges with a #4 bright finish and hinge pin (coated). 1-3/8" thick doors have 3-1/2" x 3-1/2" x 5/8" radius hinges. 1-3/4" doors have 4" x 4" x 5/8" radius hinges. Standard hinges for solid core, stile & rail, and lited doors are ball bearing #4 bright finish. Optional hinge styles and finishes are available and can be found in the millwork hardware section.

Doors are bored with a standard 2-1/8" face bore, 1" edge bore and 2-3/4" backset for drive-in latch bolt. 2-3/8" backset and edge mortises are optional. Locksets are not included.

## **JAMBS:**

Standard jambs are veneered wrapped, 11/16" thick. Jamb height is 6'9" from underside of head dado to bottom. All species and widths are available in veneered, solid, lumber core, and MDF styles.

## **PALLET CHARGES:**

Doors and moulding are normally shipped on returnable pallets. Credit for the steel door pallets (\$225.00 Net) and the steel moulding pallets (\$500.00 Net) will be issued when the pallets are returned. A disposable (non-returnable) pallet carries a \$20.00 Net charge.

## **NON-STOCK SPECIAL ORDERS:**

All special orders will be quoted and a fax acknowledgment will be sent for approval. To provide accurate pricing and quality service, we require 24 hours for all special order quotes.

**Prices and specifications are subject to change without notice.**



# M I L L W O R K

> > > > **RETURN INFORMATION** < < < <  
**Minimum Return Amount: \$25.00**

## **RETURN, CANCELLATION, & CHANGE POLICY**

### **CHANGES & CANCELLATIONS:**

Raw/unfinished orders cannot be changed or cancelled after 24 hours of receipt of acknowledgement.  
Prefinished millwork orders cannot be changed or cancelled after 48 hours.

**RETURNS:** All returns are subject to inspection. Returned goods will not be accepted after 30 days of the original invoice date, or if the product has been "Badger Discontinued" or "Factory Discontinued". We reserve the right to refuse the return on any item that is not a regular stock item with us. All items must be returned in their original carton, and be in **good saleable condition**.

**Return Procedure:** Customers may call customer service to schedule a pick up for returned material. Once approved, a Return Material Authorization (RMA) will be issued for our driver to pick up and return the material. Drivers are not allowed to return material without an RMA.

### **Special order products are not returnable.**

Special orders can only be changed, cancelled or returned if approved by the original manufacturer and the customer agrees to pay all restocking charges. No modification to or cancellation of shop-built items will be accepted after the manufacture of such items has begun.

### **Prefinished Materials:**

--- All prefinished materials (doors, trim, stair parts, etc.) are not returnable.

### **DOORS** (Raw/unfinished stock doors only)

- Any raw single prehung or slab only stock door in the following styles:  
Flush, Stile & Rail, Hardboard and Bifolds (in original box) are returnable **with 25% restocking charge** subject to the following restrictions.
- Lited doors are **not returnable**.
- Single Prehung units: The slab must be 1-3/8" thick, 3-1/2" 5/8 radius hinge spec & 2-3/4" backset with drive-in latch only. **Credit will be issued for the slab portion only with a 25% restock charge.**
- Any and all double door units (raw or prefinished) are **not returnable**.
- All prefinished doors are **not returnable**.

### **TRIM** (Stock items only)

- Raw (unfinished) trim is returnable with a 25% restocking charge.
- All prefinished trim is **not returnable**.

### **STAIR PARTS** (Stock items only)

- Raw (unfinished) stair parts are returnable with a 25% restocking charge and must be in their original box and in saleable condition.
- Prefinished stair parts are **not returnable**.
- All METAL stair parts are returnable but must be wrapped in their original packaging. Loose or unwrapped product not in the original carton or box is **not returnable**

**BUILDERS HARDWARE** (Stock items only) will be returnable with a 25% restocking charge. Anything that is keyed or modified is **not returnable**.

 **Prices and specifications are subject to change without notice.** 

# M I L L W O R K

## RETURN INFORMATION *(Continued)*

### **ENTRY SYSTEM ITEMS:**

Any exterior items, returnable to Badger, are subject to inspection and a 25% restocking charge. Product must be in resalable condition and free of dents and imperfections. Badger Corrugating reserves the right to issue credit only for the value of product that is returned.

#### **ENTRY DOORS**

Steel Slabs and Steel Prehung doors, 24ga. Wood edge with 4-9/16" Primed Jambs, single 2-1/8" face bore factory primed only are returnable with a 25% restocking charge with the following conditions: No light cut outs or size modifications made to the door or any machining modifications other than that of factory spec.

Prefinished doors whether prehung or slab only are **not returnable**.

Prehung doors other than the model's listed above raw or unfinished, are **not returnable**. This includes single & double doors, with or without sidelites and/or transoms.

Any and all FIBERGLASS AND WOOD ENTRY DOORS whether stock or special order are **not returnable**.

Door Lites whether stock or special order are **not returnable**.

Any other Special order entry door items are **not returnable**.

#### **COLUMNS & POSTS**

Badger stock Composite columns & posts factory primed only are returnable with a 25% restock if they are packaged in the original box and are in resalable condition. Special order Columns and/or Prefinished Columns are **not returnable**.

All Wood Columns and Post are **not returnable**.

**WOOD COMBINATION STORM & SCREEN DOORS**, stock or special order, are **not returnable**.

### **Warranty Claims and Field Service Work:**

Badger Corrugating will Service or Warranty any product within the product's warranty period due to finish or machining defects from Badger's workmanship or Manufacturer defects. Service work must be authorized through Badger's Millwork office and Badger will not be liable for any service work completed prior to written approval.

Due to our unique packaging & palletizing system, Badger does not require product inspection at time of delivery. However, in the event there is visible damage or shortages, please note on the delivery ticket and call Badger's millwork office immediately.

Warranty claims for color, scratches, etc... other than manufacture defects must be documented to Badger Corrugating within 30 days of product delivery date.



<p><b>Prices and specifications are subject to change without notice.</b></p>
---





**I N T E R I O R   M I L L W O R K   I N D E X**

<b>Description</b>	<b>Page</b>	<b>Description</b>	<b>Page</b>
<b>BARN DOOR TRACK</b>	<b>IM-V-8</b>	<b>DOORS (Continued)</b>	
<b>BUILDER'S HARDWARE</b>	<b>IM-V-9-14</b>	<b>Maple Doors (cont.)</b>	<b>Sec. C</b>
<b>COMMERCIAL MILLWORK</b>	<b>Sec. Z</b>	Flat 2-Panel	IM-C-7
<b>DOORS</b>		TDL Flat Glass	IM-C-8
<b>Birch Doors</b>	<b>Sec. I</b>	Prairieview Glass	IM-C-8
Hollow Core Flush (1-3/8")	IM-I-2	Full Lite – Flat Glass	IM-C-9
Solid Core Flush (1-3/8")	IM-I-3	Pantry 1-Lite Satin Glass	IM-C-9
Solid Core Flush (1-3/4")	IM-I-4	<b>Oak Doors</b>	<b>Sec. B</b>
<b>Factory Finish Hardboard Doors</b>	<b>Sec. L</b>	Hollow Core Flush (1-3/8")	IM-B-2
<b>Chesapeake Oak</b>		Solid Core Flush (1-3/8")	IM-B-3
Hollow Core Flush (1-3/8")	IM-L-2	Solid Core Flush (1-3/4")	IM-B-4
Solid Core Flush (1-3/4")	IM-L-3	Solid Core Flush – OEB (1-3/4")	IM-B-5
<b>Amber</b>		Raised 6-Panel	IM-B-6
Hollow Core 6-Panel (1-3/8")	IM-L-4	Raised 4-Panel	IM-B-7
Solid Core 6-Panel (1-3/4")	IM-L-5	Round Top Raised 2-Panel	IM-B-8
		Flat 3-Panel C	IM-B-9
		Rustic Shaker Flat 3-Panel C	IM-B-10
		Flat 2-Panel B	IM-B-11
		Flat 3-Panel B	IM-B-12
		TDL Beveled Glass	IM-B-13
		TDL Flat Glass	IM-B-13
		Prairieview Glass	IM-B-14
		V-Groove Glass	IM-B-14
		Full Lite – Flat Glass	IM-B-15
		Full Lite – Satin Glass	IM-B-15
		Pantry 1-Lite Satin Glass	IM-B-16
<b>Fire Rated Doors</b>	<b>Sec. M</b>		
Flush	IM-M-2	<b>Pine Doors</b>	<b>Sec. E</b>
Raised Molded Panels	IM-M-2	Double Hip 6-Panel - Radiata	IM-E-2
SC Panel Doors	IM-M-3	Louver (Full)	IM-E-3
Labels—Fire Rated	IM-M-3	Louver/Panel	IM-E-4
Redi Frames	IM-M-4	TDL Flat Glass	IM-E-5
Fire Rated Door Accessories	IM-M-4	V-Groove Glass	IM-E-5
<b>Knotty Alder Doors</b>	<b>Sec. G</b>	Prairieview 9-Lite	IM-E-6
Round Top Raised 2-Panel	IM-G-2	Pantry 1-Lite Satin Glass	IM-E-6
Flat Shaker 3-Panel	IM-G-3	<b>Primed Hardboard Doors</b>	<b>Sec. K</b>
V-Groove Panel – Arch Top Flat	IM-G-4	<b>Flush 1-3/8"</b>	
<b>Knotty Pine Doors</b>	<b>Sec. F</b>	Hollow Core	IM-K-2
Commodity Raised 6-Panel	(KP6P)	Solid Core	IM-K-3
Commodity 2-Panel V-Grooved	(KP2PAV)	<b>Molded Panel Hollow Core 1-3/8"</b>	
Commodity Flat Shaker 3-Panel	(KP3C)	6-Panel Smooth	IM-K-4
TDL Flat Glass	(KST)	2-Panel Smooth	IM-K-5
Prairieview TDL Glass	(KSW)	2-Panel Roman Top (sm)	IM-K-6
<b>Hickory Doors</b>	<b>Sec. H</b>	2-Panel Arch Top Plank (sm)	IM-K-7
Raised 6-Panel	IM-H-2	Riverside Raised 5-Panel (sm)	IM-K-8
Flat Shaker 3-Panel	IM-H-3	Conmore - HC Flat 5-Panel	IM-K-9
Pantry 1-Lt Satin Glass	IM-H-4	3-Panel Winslow SM HC	IM-K-10
<b>Lauan Doors</b>	<b>Sec. J</b>		
Hollow Core Flush (1-3/8")	IM-J-2		
<b>Maple Doors</b>	<b>Sec. C</b>		
Hollow Core Flush	IM-C-2		
Solid Core Flush	IM-C-3		
Raised 6-Panel	IM-C-4		
Round Top Raised 2-Panel	IM-C-5		
Flat 3-Panel	IM-C-6		

**Continued on next page...**

## I N T E R I O R   M I L L W O R K   I N D E X

Description	Page	Description	Page
<b>DOORS (Continued)</b>		<b>FINISH OPTIONS/CHARGES (Cont.)</b>	<b>Sec. U</b>
<b>Primed Hardboard Doors (Cont.)</b>	<b>Sec. K</b>	Fireplace Mantels	IM-U-6
<b>Molded Panel Hollow Core 1-3/8" (Cont.)</b>		Garage Doors (Metal Only)	IM-U-6
3-Equal Panel Livingston SM HC	IM-K-11	Lite Kits	IM-U-6
2-Panel Logan SM HC	IM-K-12	Plywood	IM-U-6
1-Panel Lincoln Park SM HC	IM-K-13	S4S Boards	IM-U-6
<b>Molded Panel Solid Core 1-3/8"</b>		Columns & Posts	IM-U-7
6-Panel Smooth	IM-K-14	Customer Supplied Material	IM-U-7
4-Panel Smooth	IM-K-15	Wheeling Steel Sheets	IM-U-7
2-Panel Smooth	IM-K-16	XO Board	IM-U-7
2-Panel Roman Top (sm)	IM-K-17	Exterior Color Options	IM-U-8
2-Panel Arch Top Plank (sm)	IM-K-18	Windows & Patio Doors	IM-U-9-11
Riverside Raised 5-Panel (sm)	IM-K-19		
3-Panel Winslow SM SC	IM-K-20	<b>HARDWARE</b>	<b>Sec. V</b>
2-Panel Winslow SM SC	IM-K-21	Barn Door Track	IM-V-8
3-Equal Panel Livingston SM SC	IM-K-22	Bifold Hdwe & Track	IM-V-2-3
1-Panel Lincoln SM SC	IM-K-23	Bi-Pass Hdwe	IM-V-4
Conmore - SC Flat 5-Panel	IM-K-24	Pocket Door Hdwe	IM-V-5
<b>MDF Primed Doors 1-3/8"</b>		Hinges	IM-V-6-8
1-Panel Shaker	IM-K-25	Dutch Door Bolt	IM-V-10
2-Panel Shaker	IM-K-26	Flush Bolts	IM-V-10
3-Panel Shaker	IM-K-27	Builder's Hardware	IM-V-9-14
3-Panel Shaker Equal	IM-K-28	Ball Catch & Strikes	IM-V-11
5-Panel Shaker Equal	IM-K-29	Push/Pull Plates	IM-V-12
TDL Flat Glass	IM-K-30	Sliding Door Lock	IM-V-12
<b>Poplar Doors</b>	<b>Sec. D</b>	Door Viewer	IM-V-14
Raised 6-Panel	IM-D-2	Shelf & Rod Supports	IM-V-14
Raised 4-Panel	IM-D-3	Door Closure	IM-V-15
Flat 5-Panel Equal	IM-D-4	Schlage Locksets	IM-V-16-25
Flat 3-Panel C	IM-D-5	Locksets	IM-V-16-28
Flat 2-Panel B	IM-D-6	Dexter Locksets	IM-V-26-28
Round Top 2-Panel	IM-D-7		
TDL Flat Glass	IM-D-8		
Prairieview 9-Lite	IM-D-9		
Full Lite Flat Glass	IM-D-9		
<b>DOOR PARTS &amp; LABOR OPTIONS</b>	<b>Sec. T</b>	<b>INSTALLATION SPECIFICATIONS</b>	<b>Sec. W</b>
Lites, Louvers, Grilles	IM-T-2	<b>Installation Instructions</b>	
Sidelites	IM-T-2	Newel Post & Rail Fasteners	IM-W-2-3
Transoms	IM-T-2	<b>Rough Opening Specs</b>	
Labor Options	IM-T-3	Single & Double Doors	IM-W-4
<b>FINISH OPTIONS/CHARGES</b>	<b>Sec. U</b>	Bifold Doors	IM-W-5
<b>Interior Millwork Color Options</b>	IM-U-3	Bypass Doors	IM-W-6
<b>Prefinishing Charges</b>		Pocket Doors	IM-W-6
Interior Millwork Color Options	IM-U-2,3	<b>Door Handling Specs</b>	IM-W-7
Door Slabs	IM-U-4	<b>Badger Standard Machining</b>	IM-W-8
Raw Door Prep Charges	IM-U-4	<b>Door Care &amp; Handling Tips</b>	IM-W-9
Moulding	IM-U-5	<b>Custom Specs Order Form</b>	IM-W-10
Specialty Products	IM-U-5		
Stair Parts	IM-U-5		
Clad Garage Door Frame	IM-U-6		

<b>I N T E R I O R   M I L L W O R K   I N D E X</b>			
<b>Description</b>	<b>Page</b>	<b>Description</b>	<b>Page</b>
<b>IRON STAIR PARTS</b>	<b>Sec. S</b>	<b>LOCKS</b>	<b>Sec. V</b>
Hollow Metal Balusters		Dexter Locksets	IM-V-24-26
Twist & Basket Series	IM-S-2	Schlage Locksets	IM-V-16-23
Plain & Knuckle Series	IM-S-3		
Gothic Knuckle Series	IM-S-4	<b>MOULDINGS</b>	<b>Sec. P</b>
Ribbon Series	IM-S-5	<b>Crossheads / Toppers</b>	
Taos Series	IM-S-6	Line Drawings	IM-P-2-3
Tuscan Series	IM-S-7	Maple	IM-P-4
Accessories	IM-S-8	Oak	IM-P-4
		Poplar	IM-P-4
		<b>Moldings</b>	
		Oak	IM-P-5-13
		Maple, Hard	IM-P-13-18
		Maple, Soft	IM-P-19
		Birch, White	IM-P-19
		Pine	IM-P-20-23
		Primed Pine	IM-P-24
		Knotty Pine	IM-P-25
		Knotty Alder	IM-P-26-27
		Poplar	IM-P-28-30
		Primed Poplar	IM-P-31-32
		Hickory	IM-P-33-34
		Cherry	IM-P-35
		Lauan	IM-P-36
		MDF Primed	IM-P-37
		Chesapeake Oak	IM-P-38
<b>JAMBS</b>	<b>Sec. O</b>	<b>PLYWOOD</b>	<b>Sec. Q</b>
<b>Oak</b>		<b>POCKET DOOR HDWE</b>	<b>IM-V-5</b>
Veneer	IM-O-2		
Veneer Edged	IM-O-3	<b>S4S BOARDS</b>	<b>Sec. Q</b>
Solid	IM-O-4,5	<b>SIDELITES</b>	<b>IM-T-2</b>
Lumber Core	IM-O-5	<b>STAIR PARTS</b>	<b>Sec. R &amp; S</b>
<b>Maple</b>		<b>WOOD STAIR PARTS</b>	<b>Sec. R</b>
Veneer	IM-O-6	Oak	IM-R-2-8
Lumber Core	IM-O-7	Maple	IM-R-9-13
Veneer Edged	IM-O-7	Primed	IM-R-14
Solid	IM-O-8	Poplar	IM-R-15-16
<b>Pine</b>		<b>STORM DOORS</b>	<b>Sec. X</b>
Veneer	IM-O-9	<b>TRANSOMS</b>	<b>IM-T-2</b>
Lumber Core	IM-O-10		
Solid	IM-O-10		
Primed	IM-O-11		
<b>Knotty Pine</b>			
Solid	IM-O-12		
<b>Poplar</b>			
Lumber Core	IM-O-13		
Solid	IM-O-13		
Veneer	IM-O-13		
Primed	IM-O-14		
<b>Cherry</b>			
Veneer	IM-O-15		
<b>Knotty Alder / Alder</b>			
Solid	IM-O-16		
Veneer	IM-O-16		
<b>Hickory</b>			
Veneer	IM-O-17		
Solid	IM-O-17		
<b>Birch</b>			
Veneer	IM-O-17		
<b>Lauan</b>			
Veneer	IM-O-18		
<b>Chesapeake Oak</b>	IM-O-18		

**I N T E R I O R   M I L L W O R K**  
**- - - V E N D O R W E B - S I T E S   - - -**

**Interior Doors**

Algoma Doors	<a href="http://www.algomahardwoods.com">www.algomahardwoods.com</a>
Engineered Wood Products	<a href="http://www.engwoodproducts.com">www.engwoodproducts.com</a>
Jeld-Wen	<a href="http://www.jeld-wen.com">www.jeld-wen.com</a>
Koch & Co. Wood Doors	<a href="http://www.kochandco.com">www.kochandco.com</a>
L.C. Schmidt Doors by CDC	<a href="http://www.combinationdoor.com">www.combinationdoor.com</a>
Masonite	<a href="http://www.masonite.com">www.masonite.com</a>
Stilechoice Doors	<a href="http://www.stilechoice.com">www.stilechoice.com</a>
Strek-O Doors	<a href="http://www.strekodoors.com">www.strekodoors.com</a>
Woodfold Accordion & Roll Up Doors	<a href="http://www.woodfold.com">www.woodfold.com</a>

**Trims & Mouldings**

B & S Turning Point	<a href="mailto:bsturning@hotmail.com">bsturning@hotmail.com</a>
Column & Post, Inc.	<a href="http://www.columnpost.com">www.columnpost.com</a>
Dakota Millwork	<a href="http://www.dakotamillwork.com">www.dakotamillwork.com</a>
Elipticon Wood Products	<a href="http://www.elipticon.net">www.elipticon.net</a>
Ferche Interior Millwork	<a href="http://www.ferche.com">www.ferche.com</a>
Glen Oak Milling	<a href="http://www.glenoaklumber.com/noflash/home.html">www.glenoaklumber.com/noflash/home.html</a>
Menzner Hardwood Mouldings	<a href="http://www.menznerhardwoods.com">www.menznerhardwoods.com</a>
Moulding & Millwork	<a href="http://www.mouldingandmillwork.com">www.mouldingandmillwork.com</a>
New England Classic Panel System	<a href="http://www.newenglandclassic.com/about.neci.html">www.newenglandclassic.com/about.neci.html</a>
White River	<a href="http://www.mouldings.com">www.mouldings.com</a>

**Stair Parts**

Ascension Stair Parts	<a href="http://www.sourcebp.com">www.sourcebp.com</a>
Crown Heritage Stair Parts	<a href="http://www.crownheritage.com">www.crownheritage.com</a>
Old World Millwork & Stair Parts	<a href="http://www.oldworldmillworks.com">www.oldworldmillworks.com</a>

**Hardware**

Attic Ladders by Louisville Ladder	<a href="http://www.louisvilleladder.com">www.louisvilleladder.com</a>
Beechcraft Door Lites & Louvers	<a href="http://www.beechcraftproducts.com">www.beechcraftproducts.com</a>
Dorma Architectural Hardware	<a href="http://www.dorma-usa.com">www.dorma-usa.com</a>
Emtek Locksets	<a href="http://www.emtekproducts.com">www.emtekproducts.com</a>
Fasteners Unlimited	<a href="http://www.fastenerunlimited.com">www.fastenerunlimited.com</a>
Hager Hinges	<a href="http://www.hagerhinge.com">www.hagerhinge.com</a>
Johnson Sliding, Bifold & Pocket Door Hardware	<a href="http://http://johnsonhardware.com">http://johnsonhardware.com</a>
PBB Hinges	<a href="http://www.pbbinc.com">www.pbbinc.com</a>
Penrod Hinges	<a href="http://www.thepenrodcompany.com">www.thepenrodcompany.com</a>
Rediframe Steel Door Frames	<a href="http://www.rediframe.com/rf/rediframetitle.htm">www.rediframe.com/rf/rediframetitle.htm</a>
Reese	<a href="http://www.reeseusa.com">www.reeseusa.com</a>
Rockwood	<a href="http://www.rockwoodmfg.com">www.rockwoodmfg.com</a>
Rubbermaid	<a href="http://www.rubbermaid.com">www.rubbermaid.com</a>
S Parker Hardware	<a href="http://www.sparker.com">www.sparker.com</a>
Schlage and Dexter Locks	<a href="http://www.schlagelock.com">www.schlagelock.com</a>
Ultra Hardware	<a href="http://www.ultrahardware.com">www.ultrahardware.com</a>
Von Duprin	<a href="http://www.vonduprin.com">www.vonduprin.com</a>
W&F Multipoint Locks	<a href="http://www.wfmfg.com">www.wfmfg.com</a>



# OAK INTERIOR DOORS

Description	Badger Door Code	Page
Hollow Core Flush (1-3/8")	(OSH)	IM-B-2
Solid Core Flush (1-3/8")	(OSX)	IM-B-3
Solid Core Flush (1-3/4")	(OSS, OSV)	IM-B-4
Solid Core Flush – OEB (1-3/4")	(OSE, OSM)	IM-B-5
Raised 6-Panel	(OSR)	IM-B-6
Raised 4-Panel	(OSO)	IM-B-7
Round Top Raised 2-Panel	(OS2R)	IM-B-8
Flat 3-Panel C	(OSQ3C)	IM-B-9
Rustic Shaker Flat 3-Panel C	(ORSQ3C)	IM-B-10
Flat 2-Panel B	(OSQ2B)	IM-B-11
Flat 3-Panel B	(OSQ3B)	IM-B-12
TDL Beveled Glass	(OSU)	IM-B-13
TDL Flat Glass	(OST)	IM-B-13
Prairieview Glass	(OSW)	IM-B-14
V-Groove Glass	(OSD)	IM-B-14
Full Lite – Flat Glass	(OSA)	IM-B-15
Full Lite – Satin Glass	(OSAS)	IM-B-15
Pantry 1-Lite Satin Glass	(OSZ)	IM-B-16

**Prices and specifications are subject to change without notice.**

## OAK DOORS

### 1-3/8" Hollow Core Flush

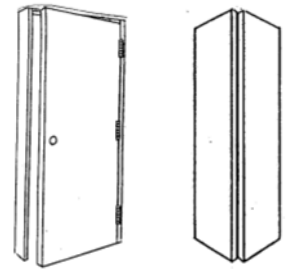
(\*) Door Slab stocked in two (2) heights

**Standard Hinge:** 3-1/2" Plain Bearing, US3/4 Brighter

**FINISH OPTIONS:**

**RAW:** (Unfinished).

**STAIN:** Core Colors, see our selection guide / options on pages IM-U-2 & 3, and for a wider color palette see our standard color fan-deck.



OSH (6'8")	OBH (6'8")
(*) OSY (6'6-3/4")	

	DOOR SLABS		PREHUNG DOORS (Must specify handing) w/Oak Veneer Jamb & Oak Colonial or Square Stops. (Casing NOT included.)					
	Raw	Pref. Add-On	4-9/16" Jamb Veneer Raw	4-13/16" Jamb Veneer Raw	5-1/4" Jamb Veneer Raw	6-9/16" Jamb Veneer Raw	Pref. Add-On	
Single Doors								
1/0 x 6/8	\$79.57	\$52.29	\$127.25	\$136.82	\$139.13	\$157.34	\$68.56	
1/2 x 6/8	\$79.57	\$52.29	\$127.25	\$136.82	\$139.13	\$157.34	\$68.56	
1/4 x 6/8	\$79.57	\$52.29	\$127.25	\$136.82	\$139.13	\$157.34	\$68.56	
1/6 x 6/8	\$75.78	\$52.29	\$123.46	\$133.03	\$135.35	\$153.55	\$68.56	
1/8 x 6/8	\$87.49	\$52.29	\$135.17	\$144.74	\$147.06	\$165.26	\$68.56	
1/10 x 6/8	\$87.49	\$52.29	\$135.17	\$144.74	\$147.06	\$165.26	\$68.56	
2/0 x 6/8	\$83.32	\$52.29	\$131.00	\$140.57	\$142.89	\$161.09	\$68.56	
2/2 x 6/8	\$97.88	\$52.29	\$145.56	\$155.12	\$157.44	\$175.64	\$68.56	
2/4 x 6/8	\$93.22	\$52.29	\$140.90	\$150.47	\$152.78	\$170.99	\$68.56	
2/6 x 6/8	\$93.22	\$52.29	\$140.90	\$150.47	\$152.78	\$170.99	\$68.56	
2/8 x 6/8	\$95.00	\$52.29	\$142.69	\$152.25	\$154.57	\$172.77	\$68.56	
2/10 x 6/8	\$101.59	\$52.29	\$149.27	\$158.84	\$161.15	\$179.36	\$68.56	
3/0 x 6/8	\$101.59	\$52.29	\$149.27	\$158.84	\$161.15	\$179.36	\$68.56	
3/6 x 6/8	\$199.35	\$52.29	\$251.81	\$263.29	\$266.08	\$287.93	\$68.56	
Double Doors								
3/0 x 6/8	---	---	\$210.16	\$219.73	\$222.04	\$240.25	\$120.85	
4/0 x 6/8	---	---	\$230.02	\$241.50	\$244.29	\$266.14	\$121.81	
5/0 x 6/8	---	---	\$249.81	\$261.30	\$264.08	\$285.93	\$123.72	
5/4 x 6/8	---	---	\$253.38	\$264.87	\$267.65	\$289.50	\$123.72	
6/0 x 6/8	---	---	\$266.55	\$278.03	\$280.82	\$302.66	\$123.72	
Bifold Doors (w/1825 Trk & Hdwe) - Note: A bifold door ships as a boxed unit with frames KD.								
2/0 x 6/8	\$120.85	\$55.63	\$144.81	\$154.38	\$156.69	\$174.90	\$71.90	
2/4 x 6/8	\$129.09	\$55.63	\$153.05	\$162.62	\$164.93	\$183.14	\$71.90	
2/6 x 6/8	\$129.09	\$55.63	\$153.05	\$162.62	\$164.93	\$183.14	\$71.90	
2/8 x 6/8	\$137.12	\$55.63	\$161.08	\$170.65	\$172.96	\$191.17	\$71.90	
3/0 x 6/8	\$137.12	\$55.63	\$161.08	\$170.65	\$172.96	\$191.17	\$71.90	
Bifold Double Doors								
4/0 x 6/8	\$227.68	\$109.04	\$256.43	\$267.91	\$270.69	\$292.54	\$126.26	
5/0 x 6/8	\$244.33	\$109.04	\$273.08	\$284.56	\$287.34	\$309.19	\$128.18	
5/4 x 6/8	\$273.23	\$109.04	\$301.98	\$313.46	\$316.24	\$338.09	\$128.18	
6/0 x 6/8	\$277.33	\$109.04	\$306.08	\$317.56	\$320.34	\$342.19	\$128.18	
HINGE COLOR OPTIONS (Std is US3/4 Brighter [Satin Brass]) [Hinge options are not available for bifold doors] Color Options: Bright Brass, Dull Chrome, Antique Brass, Antique Nickel, Satin Nickel, Oil Rubbed Bronze					DOUBLE DOOR OPTIONS			
					Std BB Hdwe, Oak Astragal		ADD	
					1-3/8" Ball Catches (pair):		\$32.89	
					Concealed Magnetic Catches (pr):		\$71.41	
					T-Astragal & 2 flush bolts:		\$160.85	
Single Prehung Doors			ADD:	\$5.49	T-Astragal & 1 flush bolt:			\$129.03
Double Prehung Doors			ADD:	\$10.98	Strike & Flush Bolt Color Options: SC, AB, SN, AN, ORB			

\*Quick Ship—Badger Three to Four Week Ship Program. Add one Week for Pre-finishing.

## OAK DOORS

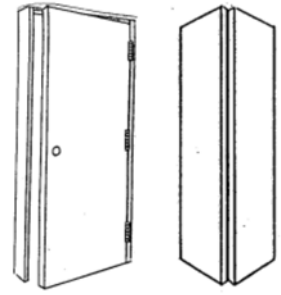
### 1-3/8" Solid Core Flush

**Standard Hinge:** 3-1/2" Ball Bearing, US4 Brighter

**FINISH OPTIONS:**

**RAW:** (Unfinished).

**STAIN:** Core Colors, see our selection guide / options on pages IM-U-2 & 3, and for a wider color pallet see our standard color fan-deck.



**OSX**

**OBX**

	DOOR SLABS		PREHUNG DOORS (Must specify handing) w/Oak Veneer Jambs & Oak Colonial or Square Stops. (Casing NOT included.)				
	Raw	Pref. Add-On	4-9/16" Jamb Veneer Raw	4-13/16" Jamb Veneer Raw	5-1/4" Jamb Veneer Raw	6-9/16" Jamb Veneer Raw	Pref. Add-On
Single Doors							
1/0 x 6/8	*Quick Ship						
1/4 x 6/8	*Quick Ship						
1/6 x 6/8	\$163.63	\$73.98	\$211.49	\$221.05	\$223.37	\$241.57	\$103.62
1/8 x 6/8	*Quick Ship						
1/10 x 6/8	*Quick Ship						
2/0 x 6/8	\$163.63	\$73.98	\$211.49	\$221.05	\$223.37	\$241.57	\$103.62
2/2 x 6/8	\$171.82	\$73.98	\$219.67	\$229.24	\$231.55	\$249.76	\$103.62
2/4 x 6/8	\$163.63	\$73.98	\$211.49	\$221.05	\$223.37	\$241.57	\$103.62
2/6 x 6/8	\$163.63	\$73.98	\$211.49	\$221.05	\$223.37	\$241.57	\$103.62
2/8 x 6/8	\$168.18	\$73.98	\$216.03	\$225.60	\$227.91	\$246.12	\$103.62
2/10 x 6/8	\$175.72	\$73.98	\$223.57	\$233.14	\$235.45	\$253.66	\$103.62
3/0 x 6/8	\$175.72	\$73.98	\$223.57	\$233.14	\$235.45	\$253.66	\$103.62
Double Doors							
3/0 x 6/8	---	---	\$386.20	\$395.77	\$398.08	\$416.29	\$164.23
4/0 x 6/8	---	---	\$390.99	\$402.47	\$405.25	\$427.10	\$164.23
5/0 x 6/8	---	---	\$390.99	\$402.47	\$405.25	\$427.10	\$167.10
5/4 x 6/8	---	---	\$400.07	\$411.55	\$414.33	\$436.18	\$167.10
6/0 x 6/8	---	---	\$415.15	\$426.63	\$429.41	\$451.26	\$167.10
Bifold Doors (w/111FD Trk & Hdwe) - Note: A bifold door ships as a boxed unit with frames KD.							
2/0 x 6/8	\$240.22	\$73.98	\$264.18	\$273.75	\$276.06	\$294.27	\$90.25
2/6 x 6/8	\$247.62	\$73.98	\$271.58	\$281.14	\$283.46	\$301.67	\$90.25
2/8 x 6/8	*Quick Ship						
3/0 x 6/8	\$255.01	\$73.98	\$278.97	\$288.54	\$290.86	\$309.06	\$90.25
Bifold Double Doors							
4/0 x 6/8	\$469.85	\$145.77	\$498.60	\$510.08	\$512.87	\$534.71	\$162.99
5/0 x 6/8	\$487.52	\$145.77	\$516.26	\$527.75	\$530.53	\$552.38	\$164.91
5/4 x 6/8	*Quick Ship						
6/0 x 6/8	\$505.30	\$145.77	\$534.04	\$545.52	\$548.31	\$570.16	\$164.91
HINGE COLOR OPTIONS (Std is US3/4 Brighter [Satin Brass]) [Hinge options are not available for bifold doors] Color Options: Bright Brass, Dull Chrome, Antique Brass, Antique Nickel, Satin Nickel, Oil Rubbed Bronze					DOUBLE DOOR OPTIONS		
					Std BB Hdwe, Oak Astragal		ADD
					1-3/8" Ball Catches (pair):		\$32.89
					Concealed Magnetic Catches (pr):		\$71.41
					T-Astragal & 2 flush bolts:		\$160.85
Single Prehung Doors			ADD:	\$6.72	T-Astragal & 1 flush bolt:		\$129.03
Double Prehung Doors			ADD:	\$13.44	Strike & Flush Bolt Color Options: SC, AB, SN, AN, ORB		

\*Quick Ship—Badger Three to Four Week Ship Program. Add one Week for Pre-finishing.

## OAK DOORS

### 1-3/4" Solid Core Flush

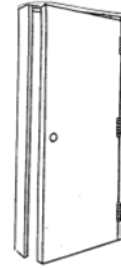
**(\*) Door Slab stocked in two (2) heights**

**Standard Hinge:** Res. 4" Ball Bearing, 5/8" RC, Antique Brass

**FINISH OPTIONS:**

**RAW:** (Unfinished).

**STAIN:** Core Colors, see our selection guide / options on pages IM-U-2 & 3, and for a wider color palette see our standard color fan-deck.



**OSS** (6'8")

**OSV** (7'0")

**For Steel Frames**

**OSST** (6'7-1/2")

**OSSA** (6'11-1/4")

	DOOR SLABS		PREHUNG DOORS w/Oak Veneer Jambs & Oak Colonial or Square Stops. (Casing NOT included.)				
	Raw	Pref. Add-On	4-9/16" Jamb Veneer Raw	4-13/16" Jamb Veneer Raw	5-1/4" Jamb Veneer Raw	6-9/16" Jamb Veneer Raw	Pref. Add-On
Single Doors							
2/4 x 6/8	*Quick Ship						
2/6 x 6/8	\$167.29	\$73.98	\$239.95	\$249.51	\$251.83	\$270.03	\$103.62
2/8 x 6/8	\$171.75	\$73.98	\$244.40	\$253.97	\$256.28	\$274.49	\$103.62
3/0 x 6/8	\$179.17	\$73.98	\$251.83	\$261.40	\$263.71	\$281.92	\$103.62
3/6 x 6/8	*Quick Ship						
2/8 x 7/0	\$218.73	\$73.98	\$293.27	\$303.62	- - -	- - -	\$103.62
3/0 x 7/0	\$225.85	\$73.98	\$300.39	\$310.75	- - -	- - -	\$103.62
Slab Doors Available for use in Steel Frames							
3/0 x 6/7-1/2"	\$179.17	\$73.98	- - -	- - -	- - -	- - -	- - -
3/0 x 6/11-1/4"	\$239.79	\$73.98	- - -	- - -	- - -	- - -	- - -
Double Doors							
5/0 x 6/8	- - -	- - -	\$447.91	\$459.39	\$462.17	\$484.02	\$167.10
5/4 x 6/8	- - -	- - -	\$456.82	\$468.30	\$471.08	\$492.93	\$167.10
6/0 x 6/8	- - -	- - -	\$471.67	\$483.15	\$485.93	\$507.78	\$167.10
5/4 x 7/0	- - -	- - -	\$553.05	\$565.47	- - -	- - -	\$167.10
6/0 x 7/0	- - -	- - -	\$567.30	\$579.73	- - -	- - -	\$167.10
<div><div>Badger Corrugating Co. is fully licensed by Warnack Hersey by several manufacturers. See the Fire Rated Interior Door</div></div>							
<div>HINGE COLOR OPTIONS (Std is Antique Brass) [Hinge options are not available for bifold doors] Color Options: Dull Brass, Dull Chrome, Satin Nickel</div>					DOUBLE DOOR OPTIONS		
					Std BB Hdwe, Oak Astragal		ADD
					1-3/8" Ball Catches (pair):		\$32.89
					Concealed Magnetic Catches (pr):		\$71.41
					T-Astragal & 2 flush bolts:		\$205.03
Single Prehung Doors			ADD:	TBD	T-Astragal & 1 flush bolt:		\$173.21
Double Prehung Doors			ADD:	TBD	Strike & Flush Bolt Color Options: SC, AB, SN, AN, ORB		

\*Quick Ship—Badger Three to Four Week Ship Program. Add one Week for Pre-finishing.







## OAK DOORS

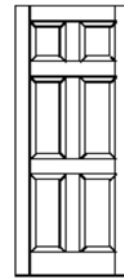
### 1-3/8" Raised 6-Panel

**Standard Hinge:** 3-1/2" Ball Bearing, US4 Brighter

**FINISH OPTIONS:**

**RAW:** (Unfinished).

**STAIN:** Core Colors, see our selection guide / options on pages IM-U-2 & 3, and for a wider color palette see our standard color fan-deck.



**OSR**

**OBR**

	DOOR SLABS		PREHUNG DOORS w/Oak Veneer Jambs & Oak Colonial or Square Stops. (Casing NOT included.)				
	Raw	Pref. Add-On	4-9/16" Jamb Veneer Raw	4-13/16" Jamb Veneer Raw	5-1/4" Jamb Veneer Raw	6-9/16" Jamb Veneer Raw	Pref. Add-On
<b>Single Doors</b>							
1/0 x 6/8	\$205.32	\$87.35	\$253.17	\$262.74	\$265.05	\$283.26	\$103.62
1/3 x 6/8	\$205.32	\$87.35	\$253.17	\$262.74	\$265.05	\$283.26	\$103.62
1/4 x 6/8	\$209.27	\$87.35	\$257.13	\$266.69	\$269.01	\$287.21	\$103.62
1/6 x 6/8	\$209.27	\$87.35	\$257.13	\$266.69	\$269.01	\$287.21	\$103.62
1/8 x 6/8	\$209.27	\$87.35	\$257.13	\$266.69	\$269.01	\$287.21	\$103.62
1/10 x 6/8	\$209.27	\$87.35	\$257.13	\$266.69	\$269.01	\$287.21	\$103.62
2/0 x 6/8	\$212.32	\$87.35	\$260.17	\$269.73	\$272.05	\$290.26	\$103.62
2/2 x 6/8	\$212.32	\$87.35	\$260.17	\$269.73	\$272.05	\$290.26	\$103.62
2/4 x 6/8	\$226.55	\$87.35	\$274.40	\$283.97	\$286.29	\$304.49	\$103.62
2/6 x 6/8	\$232.12	\$87.35	\$279.97	\$289.54	\$291.85	\$310.06	\$103.62
2/8 x 6/8	\$235.16	\$87.35	\$283.02	\$292.58	\$294.90	\$313.10	\$103.62
2/10 x 6/8	\$243.83	\$87.35	\$291.68	\$301.25	\$303.56	\$321.77	\$103.62
3/0 x 6/8	\$243.83	\$87.35	\$291.68	\$301.25	\$303.56	\$321.77	\$103.62
<b>Double Doors</b>							
3/0 x 6/8	---	---	\$477.48	\$487.05	\$489.36	\$507.57	\$190.97
4/0 x 6/8	---	---	\$488.35	\$499.83	\$502.61	\$524.46	\$191.92
5/0 x 6/8	---	---	\$527.96	\$539.44	\$542.23	\$564.07	\$193.84
5/4 x 6/8	---	---	\$534.04	\$545.52	\$548.31	\$570.16	\$193.84
6/0 x 6/8	---	---	\$551.38	\$562.86	\$565.65	\$587.49	\$193.84
<b>Bifold Doors (w/1700 Std. Trk &amp; Hdwe) - Note: A bifold door ships as a boxed unit with frames KD.</b>							
2/0 x 6/8	\$335.39	\$73.98	\$359.36	\$368.92	\$371.24	\$389.44	\$90.25
2/4 x 6/8	\$453.10	\$73.98	\$477.07	\$486.63	\$488.95	\$507.15	\$90.25
2/6 x 6/8	\$339.75	\$73.98	\$363.71	\$373.28	\$375.59	\$393.80	\$90.25
2/8 x 6/8	\$484.18	\$73.98	\$508.14	\$517.71	\$520.02	\$538.23	\$90.25
3/0 x 6/8	\$353.96	\$73.98	\$377.92	\$387.49	\$389.80	\$408.01	\$90.25
<b>Bifold Double Doors</b>							
4/0 x 6/8	\$668.60	\$145.77	\$697.35	\$708.83	\$711.62	\$733.46	\$162.99
5/0 x 6/8	\$677.34	\$145.77	\$706.09	\$717.57	\$720.35	\$742.20	\$164.91
5/4 x 6/8	\$966.20	\$145.77	\$994.94	\$1,006.43	\$1,009.21	\$1,031.06	\$164.91
6/0 x 6/8	\$705.85	\$145.77	\$734.59	\$746.07	\$748.86	\$770.71	\$164.91
<b>HINGE COLOR OPTIONS</b> (Std is US3/4 Brighter [Satin Brass]) [Hinge options are not available for bifold doors] Color Options: Bright Brass, Dull Chrome, Antique Brass, Antique Nickel, Satin Nickel, Oil Rubbed Bronze				<b>DOUBLE DOOR OPTIONS</b>			
				Std BB Hdwe, Oak Astragal		ADD	
				1-3/8" Ball Catches (pair):		\$32.89	
				Concealed Magnetic Catches (pr):		\$71.41	
				T-Astragal & 2 flush bolts:		\$160.85	
Single Prehung Doors			ADD:	\$6.72		T-Astragal & 1 flush bolt:	
Double Prehung Doors			ADD:	\$13.44		Strike & Flush Bolt Color Options: SC, AB, SN, AN, ORB	

\*Quick Ship—Badger Three to Four Week Ship Program. Add one Week for Pre-finishing.



## OAK DOORS

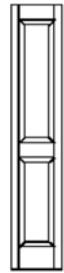
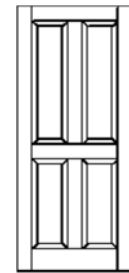
### 1-3/8" Raised 4-Panel

**Standard Hinge:** 3-1/2" Ball Bearing, US4 Brighter

**FINISH OPTIONS:**

**RAW:** (Unfinished).

**STAIN:** Core Colors, see our selection guide / options on pages IM-U-2 & 3, and for a wider color palette see our standard color fan-deck.



**OSO**

**OBO**

	DOOR SLABS		PREHUNG DOORS w/Oak Veneer Jambs & Oak Colonial or Square Stops. (Casing NOT included.)				
	Raw	Pref. Add-On	4-9/16" Jamb Veneer Raw	4-13/16" Jamb Veneer Raw	5-1/4" Jamb Veneer Raw	6-9/16" Jamb Veneer Raw	Pref. Add-On
Single Doors							
1/0 x 6/8	*Quick Ship						
1/3 x 6/8	*Quick Ship						
1/4 x 6/8	*Quick Ship						
1/6 x 6/8	\$224.41	\$87.35	\$272.26	\$281.83	\$284.14	\$302.35	\$103.62
1/8 x 6/8	*Quick Ship						
1/10 x 6/8	*Quick Ship						
2/0 x 6/8	\$249.53	\$87.35	\$297.38	\$306.95	\$309.26	\$327.47	\$103.62
2/2 x 6/8	*Quick Ship						
2/4 x 6/8	\$268.38	\$87.35	\$316.23	\$325.80	\$328.11	\$346.32	\$103.62
2/6 x 6/8	\$268.38	\$87.35	\$316.23	\$325.80	\$328.11	\$346.32	\$103.62
2/8 x 6/8	\$297.44	\$87.35	\$345.29	\$354.86	\$357.17	\$375.38	\$103.62
2/10 x 6/8	*Quick Ship						
3/0 x 6/8	\$297.44	\$87.35	\$345.29	\$354.86	\$357.17	\$375.38	\$103.62
Double Doors							
3/0 x 6/8	- - -	- - -	\$507.75	\$517.32	\$519.63	\$537.84	\$190.97
4/0 x 6/8	- - -	- - -	\$562.77	\$574.26	\$577.04	\$598.89	\$191.92
5/0 x 6/8	- - -	- - -	\$600.47	\$611.96	\$614.74	\$636.59	\$193.84
5/4 x 6/8	- - -	- - -	\$658.59	\$670.07	\$672.86	\$694.71	\$193.84
6/0 x 6/8	- - -	- - -	\$658.59	\$670.07	\$672.86	\$694.71	\$193.84
Bifold Doors (w/1700 Trk & Hdwe) - Note: A bifold door ships as a boxed unit with frames KD.							
2/0 x 6/8	\$352.26	\$73.98	\$376.22	\$385.79	\$388.10	\$406.31	\$90.25
2/6 x 6/8	\$398.13	\$73.98	\$422.09	\$431.66	\$433.97	\$452.18	\$90.25
2/8 x 6/8	*Quick Ship						
3/0 x 6/8	\$440.54	\$73.98	\$464.50	\$474.07	\$476.38	\$494.59	\$90.25
Bifold Double Doors							
4/0 x 6/8	\$702.33	\$145.77	\$731.08	\$742.56	\$745.34	\$767.19	\$162.99
5/0 x 6/8	\$794.10	\$145.77	\$822.84	\$834.32	\$837.11	\$858.96	\$164.91
5/4 x 6/8	*Quick Ship						
6/0 x 6/8	\$879.01	\$145.77	\$907.75	\$919.23	\$922.02	\$943.87	\$164.91
HINGE COLOR OPTIONS (Std is US3/4 Brighter [Satin Brass]) [Hinge options are not available for bifold doors] Color Options: Bright Brass, Dull Chrome, Antique Brass, Antique Nickel, Satin Nickel, Oil Rubbed Bronze					DOUBLE DOOR OPTIONS		
					Std BB Hdwe, Oak Astragal		ADD
					1-3/8" Ball Catches (pair):		\$32.89
					Concealed Magnetic Catches (pr):		\$71.41
					T-Astragal & 2 flush bolts:		\$160.85
Single Prehung Doors			ADD:	\$6.72	T-Astragal & 1 flush bolt: \$129.03		
Double Prehung Doors			ADD:	\$13.44	Strike & Flush Bolt Color Options: SC, AB, SN, AN, ORB		

\*Quick Ship—Badger Three to Four Week Ship Program. Add one Week for Pre-finishing.



## OAK DOORS

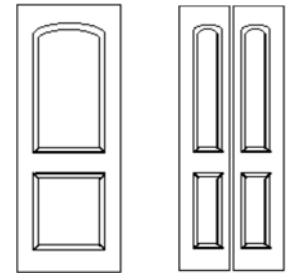
### 1-3/8" Round Top 2-Panel

**Standard Hinge:** 3-1/2" Ball Bearing, US4 Brighter

#### **FINISH OPTIONS:**

**RAW:** (Unfinished).

**STAIN:** Core Colors, see our selection guide / options on pages IM-U-2 & 3, and for a wider color palette see our standard color fan-deck.



**OS2R**

**OB2R**

	DOOR SLABS		PREHUNG DOORS w/Oak Veneer Jambs & Oak Colonial or Square Stops. (Casing NOT included.)				
	Raw	Pref. Add-On	4-9/16" Jamb Veneer Raw	4-13/16" Jamb Veneer Raw	5-1/4" Jamb Veneer Raw	6-9/16" Jamb Veneer Raw	Pref. Add-On
Single Doors							
1/0 x 6/8	*Quick Ship						
1/3 x 6/8	*Quick Ship						
1/4 x 6/8	*Quick Ship						
1/6 x 6/8	\$278.16	\$87.35	\$326.01	\$335.58	\$337.89	\$356.10	\$103.62
1/8 x 6/8	*Quick Ship						
1/10 x 6/8	*Quick Ship						
2/0 x 6/8	\$278.16	\$87.35	\$326.01	\$335.58	\$337.89	\$356.10	\$103.62
2/2 x 6/8	*Quick Ship						
2/4 x 6/8	\$288.27	\$87.35	\$336.12	\$345.69	\$348.00	\$366.21	\$103.62
2/6 x 6/8	\$288.27	\$87.35	\$336.12	\$345.69	\$348.00	\$366.21	\$103.62
2/8 x 6/8	\$325.40	\$87.35	\$373.25	\$382.82	\$385.13	\$403.34	\$103.62
2/10 x 6/8	*Quick Ship						
3/0 x 6/8	\$325.40	\$87.35	\$373.25	\$382.82	\$385.13	\$403.34	\$103.62
Double Doors							
3/0 x 6/8	- - -	- - -	\$615.25	\$624.82	\$627.13	\$645.34	\$190.97
4/0 x 6/8	- - -	- - -	\$620.04	\$631.52	\$634.30	\$656.15	\$191.92
5/0 x 6/8	- - -	- - -	\$640.26	\$651.74	\$654.52	\$676.37	\$193.84
5/4 x 6/8	- - -	- - -	\$714.51	\$726.00	\$728.78	\$750.63	\$193.84
6/0 x 6/8	- - -	- - -	\$714.51	\$726.00	\$728.78	\$750.63	\$193.84
Bifold Doors (w/1700 Trk & Hdwe) - Note: A bifold door ships as a boxed unit with frames KD.							
2/0 x 6/8	\$439.62	\$73.98	\$463.59	\$473.15	\$475.47	\$493.67	\$90.25
2/6 x 6/8	\$470.37	\$73.98	\$494.33	\$503.90	\$506.21	\$524.42	\$90.25
2/8 x 6/8	*Quick Ship						
3/0 x 6/8	\$491.82	\$73.98	\$515.78	\$525.35	\$527.66	\$545.87	\$90.25
Bifold Double Doors							
4/0 x 6/8	\$877.06	\$145.77	\$905.81	\$917.29	\$920.07	\$941.92	\$162.99
5/0 x 6/8	\$938.58	\$145.77	\$967.33	\$978.81	\$981.59	\$1,003.44	\$164.91
5/4 x 6/8	*Quick Ship						
6/0 x 6/8	\$981.56	\$145.77	\$1,010.31	\$1,021.79	\$1,024.58	\$1,046.42	\$164.91
HINGE COLOR OPTIONS (Std is US3/4 Brighter [Satin Brass]) [Hinge options are not available for bifold doors] Color Options: Bright Brass, Dull Chrome, Antique Brass, Antique Nickel, Satin Nickel, Oil Rubbed Bronze					DOUBLE DOOR OPTIONS		
					Std BB Hdwe, Oak Astragal		ADD
					1-3/8" Ball Catches (pair):		\$32.89
					Concealed Magnetic Catches (pr):		\$71.41
					T-Astragal & 2 flush bolts:		\$160.85
Single Prehung Doors			ADD:	\$6.72	T-Astragal & 1 flush bolt: \$129.03		
Double Prehung Doors			ADD:	\$13.44	Strike & Flush Bolt Color Options: SC, AB, SN, AN, ORB		

\*Quick Ship—Badger Three to Four Week Ship Program. Add one Week for Pre-finishing.



## OAK DOORS

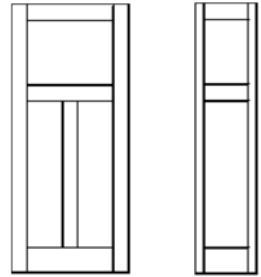
### 1-3/8" Flat 3-Panel

**Standard Hinge:** 3-1/2" Ball Bearing, US4 Brighter

**FINISH OPTIONS:**

**RAW:** (Unfinished).

**STAIN:** Core Colors, see our selection guide / options on pages IM-U-2 & 3, and for a wider color palette see our standard color fan-deck.



**OSQ3C**

**OBQ2C**

	DOOR SLABS		PREHUNG DOORS w/Oak Veneer Jambes & Oak Colonial or Square Stops. (Casing NOT included.)				
	Raw	Pref. Add-On	4-9/16" Jamb Veneer Raw	4-13/16" Jamb Veneer Raw	5-1/4" Jamb Veneer Raw	6-9/16" Jamb Veneer Raw	Pref. Add-On
Single Doors							
1/0 x 6/8	*Quick Ship						
1/3 x 6/8	*Quick Ship						
1/4 x 6/8	\$197.54	\$87.35	\$245.39	\$254.96	\$257.27	\$275.48	\$103.62
1/6 x 6/8	\$203.20	\$87.35	\$251.06	\$260.62	\$262.94	\$281.14	\$103.62
1/8 x 6/8	\$203.36	\$87.35	\$251.21	\$260.78	\$263.09	\$281.30	\$103.62
1/10 x 6/8	*Quick Ship						
2/0 x 6/8	\$212.07	\$87.35	\$259.92	\$269.49	\$271.81	\$290.01	\$103.62
2/2 x 6/8	*Quick Ship						
2/4 x 6/8	\$229.79	\$87.35	\$277.65	\$287.21	\$289.53	\$307.73	\$103.62
2/6 x 6/8	\$235.69	\$87.35	\$283.54	\$293.11	\$295.42	\$313.63	\$103.62
2/8 x 6/8	\$241.60	\$87.35	\$289.46	\$299.02	\$301.34	\$319.54	\$103.62
2/10 x 6/8	\$270.68	\$87.35	\$318.53	\$328.10	\$330.41	\$348.62	\$103.62
3/0 x 6/8	\$250.47	\$87.35	\$298.32	\$307.89	\$310.20	\$328.41	\$103.62
Double Doors							
3/0 x 6/8	- - -	- - -	\$465.34	\$474.91	\$477.22	\$495.43	\$190.97
4/0 x 6/8	- - -	- - -	\$487.86	\$499.34	\$502.13	\$523.98	\$191.92
5/0 x 6/8	- - -	- - -	\$535.10	\$546.58	\$549.37	\$571.21	\$193.84
5/4 x 6/8	- - -	- - -	\$546.92	\$558.41	\$561.19	\$583.04	\$193.84
6/0 x 6/8	- - -	- - -	\$564.66	\$576.14	\$578.93	\$600.77	\$193.84
Bifold Doors (w/1700 Trk & Hdwe) - Note: A bifold door ships as a boxed unit with frames KD.							
2/0 x 6/8	\$316.93	\$73.98	\$340.89	\$350.46	\$352.77	\$370.98	\$90.25
2/6 x 6/8	\$327.47	\$73.98	\$351.43	\$361.00	\$363.31	\$381.52	\$90.25
2/8 x 6/8	*Quick Ship						
3/0 x 6/8	\$342.25	\$73.98	\$366.21	\$375.78	\$378.09	\$396.30	\$90.25
Bifold Double Doors							
4/0 x 6/8	\$631.68	\$145.77	\$660.42	\$671.90	\$674.69	\$696.54	\$162.99
5/0 x 6/8	\$652.78	\$145.77	\$681.53	\$693.01	\$695.79	\$717.64	\$164.91
5/4 x 6/8	*Quick Ship						
6/0 x 6/8	\$682.43	\$145.77	\$711.17	\$722.65	\$725.44	\$747.29	\$164.91
HINGE COLOR OPTIONS (Std is US3/4 Brighter [Satin Brass]) [Hinge options are not available for bifold doors] Color Options: Bright Brass, Dull Chrome, Antique Brass, Antique Nickel, Satin Nickel, Oil Rubbed Bronze					DOUBLE DOOR OPTIONS		
					Std BB Hdwe, Oak Astragal		ADD
					1-3/8" Ball Catches (pair):		\$32.89
					Concealed Magnetic Catches (pr):		\$71.41
					T-Astragal & 2 flush bolts:		\$160.85
Single Prehung Doors			ADD:	\$6.72	T-Astragal & 1 flush bolt: \$129.03		
Double Prehung Doors			ADD:	\$13.44	Strike & Flush Bolt Color Options: SC, AB, SN, AN, ORB		

\*Quick Ship—Badger Three to Four Week Ship Program. Add one Week for Pre-finishing.



## OAK DOORS

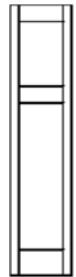
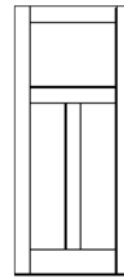
### 1-3/8" Rustic Shaker Flat 3-Panel

**Standard Hinge:** 3-1/2" Ball Bearing, US4 Brighter

#### **FINISH OPTIONS:**

**RAW:** (Unfinished).

**STAIN:** Core Colors, see our selection guide / options on pages IM-U-2 & 3, and for a wider color palette see our standard color fan-deck.



**ORSQ3C**

**ORBQ2C**

	DOOR SLABS		PREHUNG DOORS w/Oak Veneer Jambs & Oak Colonial or Square Stops. (Casing NOT included.)				
	Raw	Pref. Add-On	4-9/16" Jamb Veneer Raw	4-13/16" Jamb Veneer Raw	5-1/4" Jamb Veneer Raw	6-9/16" Jamb Veneer Raw	Pref. Add-On
Single Doors							
1/0 x 6/8	*Quick Ship						
1/3 x 6/8	*Quick Ship						
1/4 x 6/8	*Quick Ship						
1/6 x 6/8	\$210.30	\$87.35	\$258.15	\$267.72	\$270.03	\$288.24	\$103.62
1/8 x 6/8	*Quick Ship						
1/10 x 6/8	*Quick Ship						
2/0 x 6/8	\$218.84	\$87.35	\$266.69	\$276.26	\$278.57	\$296.78	\$103.62
2/2 x 6/8	*Quick Ship						
2/4 x 6/8	\$236.26	\$87.35	\$284.11	\$293.68	\$296.00	\$314.20	\$103.62
2/6 x 6/8	\$241.69	\$87.35	\$289.54	\$299.11	\$301.42	\$319.63	\$103.62
2/8 x 6/8	\$247.42	\$87.35	\$295.27	\$304.84	\$307.15	\$325.36	\$103.62
2/10 x 6/8	*Quick Ship						
3/0 x 6/8	\$255.98	\$87.35	\$303.84	\$313.40	\$315.72	\$333.92	\$103.62
Double Doors							
3/0 x 6/8	- - -	- - -	\$479.54	\$489.10	\$491.42	\$509.62	\$190.97
4/0 x 6/8	- - -	- - -	\$501.40	\$512.88	\$515.67	\$537.51	\$191.92
5/0 x 6/8	- - -	- - -	\$547.10	\$558.58	\$561.36	\$583.21	\$193.84
5/4 x 6/8	- - -	- - -	\$558.55	\$570.03	\$572.81	\$594.66	\$193.84
6/0 x 6/8	- - -	- - -	\$575.68	\$587.17	\$589.95	\$611.80	\$193.84
Bifold Doors (w/1700 Trk & Hdwe) - Note: A bifold door ships as a boxed unit with frames KD.							
2/0 x 6/8	\$363.47	\$73.98	\$387.43	\$397.00	\$399.31	\$417.52	\$90.25
2/6 x 6/8	\$374.06	\$73.98	\$398.03	\$407.59	\$409.91	\$428.11	\$90.25
2/8 x 6/8	*Quick Ship						
3/0 x 6/8	\$388.49	\$73.98	\$412.45	\$422.02	\$424.33	\$442.54	\$90.25
Bifold Double Doors							
4/0 x 6/8	\$724.75	\$145.77	\$753.50	\$764.98	\$767.76	\$789.61	\$162.99
5/0 x 6/8	\$745.97	\$145.77	\$774.72	\$786.20	\$788.98	\$810.83	\$164.91
5/4 x 6/8	*Quick Ship						
6/0 x 6/8	\$774.90	\$145.77	\$803.65	\$815.13	\$817.92	\$839.76	\$164.91
HINGE COLOR OPTIONS (Std is US3/4 Brighter [Satin Brass]) [Hinge options are not available for bifold doors] Color Options: Bright Brass, Dull Chrome, Antique Brass,  Antique Nickel, Satin Nickel, Oil Rubbed Bronze					DOUBLE DOOR OPTIONS		
					Std BB Hdwe, Oak Astragal		ADD
					1-3/8" Ball Catches (pair):		\$32.89
					Concealed Magnetic Catches (pr):		\$71.41
					T-Astragal & 2 flush bolts:		\$160.85
Single Prehung Doors			ADD:	\$6.72	T-Astragal & 1 flush bolt:		
Double Prehung Doors			ADD:	\$13.44	Strike & Flush Bolt Color Options:		

\*Quick Ship—Badger Three to Four Week Ship Program. Add one Week for Pre-finishing.





## OAK DOORS

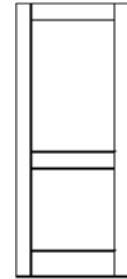
### 1-3/8" Flat 2-Panel

**Standard Hinge:** 3-1/2" Ball Bearing, US4 Brighter

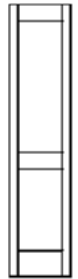
#### FINISH OPTIONS:

**RAW:** (Unfinished).

**STAIN:** Core Colors, see our selection guide / options on pages IM-U-2 & 3, and for a wider color palette see our standard color fan-deck.



OSQ2B



OBO2B

	DOOR SLABS		PREHUNG DOORS w/Oak Veneer Jambs & Oak Colonial or Square Stops. (Casing NOT included.)				
	Raw	Pref. Add-On	4-9/16" Jamb Veneer Raw	4-13/16" Jamb Veneer Raw	5-1/4" Jamb Veneer Raw	6-9/16" Jamb Veneer Raw	Pref. Add-On
Single Doors							
1/0 x 6/8	*Quick Ship						
1/3 x 6/8	*Quick Ship						
1/4 x 6/8	*Quick Ship						
1/6 x 6/8	\$197.45	\$87.35	\$245.30	\$254.87	\$257.18	\$275.39	\$103.62
1/8 x 6/8	*Quick Ship						
1/10 x 6/8	*Quick Ship						
2/0 x 6/8	\$203.66	\$87.35	\$251.51	\$261.08	\$263.39	\$281.60	\$103.62
2/2 x 6/8	*Quick Ship						
2/4 x 6/8	\$222.25	\$87.35	\$270.11	\$279.67	\$281.99	\$300.19	\$103.62
2/6 x 6/8	\$228.47	\$87.35	\$276.32	\$285.89	\$288.20	\$306.41	\$103.62
2/8 x 6/8	\$234.66	\$87.35	\$282.52	\$292.08	\$294.40	\$312.60	\$103.62
2/10 x 6/8	*Quick Ship						
3/0 x 6/8	\$256.38	\$87.35	\$304.24	\$313.80	\$316.12	\$334.32	\$103.62
Double Doors							
3/0 x 6/8	- - -	- - -	\$453.83	\$463.40	\$465.71	\$483.92	\$190.97
4/0 x 6/8	- - -	- - -	\$471.04	\$482.52	\$485.31	\$507.15	\$191.92
5/0 x 6/8	- - -	- - -	\$520.65	\$532.13	\$534.91	\$556.76	\$193.84
5/4 x 6/8	- - -	- - -	\$533.04	\$544.52	\$547.31	\$569.16	\$193.84
6/0 x 6/8	- - -	- - -	\$576.48	\$587.96	\$590.75	\$612.60	\$193.84
Bifold Doors (w/1700 Trk & Hdwe) - Note: A bifold door ships as a boxed unit with frames KD.							
2/0 x 6/8	\$321.40	\$73.98	\$345.36	\$354.93	\$357.24	\$375.45	\$90.25
2/6 x 6/8	\$329.11	\$73.98	\$353.07	\$362.64	\$364.95	\$383.16	\$90.25
2/8 x 6/8	*Quick Ship						
3/0 x 6/8	\$350.25	\$73.98	\$374.21	\$383.78	\$386.09	\$404.30	\$90.25
Bifold Double Doors							
4/0 x 6/8	\$640.62	\$145.77	\$669.36	\$680.84	\$683.63	\$705.47	\$162.99
5/0 x 6/8	\$656.07	\$145.77	\$684.81	\$696.29	\$699.08	\$720.93	\$164.91
5/4 x 6/8	*Quick Ship						
6/0 x 6/8	\$698.42	\$145.77	\$727.17	\$738.65	\$741.43	\$763.28	\$164.91
HINGE COLOR OPTIONS (Std is US3/4 Brighter [Satin Brass]) [Hinge options are not available for bifold doors] Color Options: Bright Brass, Dull Chrome, Antique Brass, Antique Nickel, Satin Nickel, Oil Rubbed Bronze					DOUBLE DOOR OPTIONS		
					Std BB Hdwe, Oak Astragal		ADD
					1-3/8" Ball Catches (pair):		\$32.89
					Concealed Magnetic Catches (pr):		\$71.41
					T-Astragal & 2 flush bolts:		\$160.85
Single Prehung Doors			ADD:	\$6.72	T-Astragal & 1 flush bolt: \$129.03		
Double Prehung Doors			ADD:	\$13.44	Strike & Flush Bolt Color Options: SC, AB, SN, AN, ORB		

\*Quick Ship—Badger Three to Four Week Ship Program. Add one Week for Pre-finishing.



## OAK DOORS

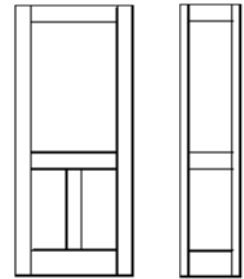
### 1-3/8" Flat 3-Panel

**Standard Hinge:** 3-1/2" Ball Bearing, US4 Brighter

#### FINISH OPTIONS:

**RAW:** (Unfinished).

**STAIN:** Core Colors, see our selection guide / options on pages IM-U-2 & 3, and for a wider color palette see our standard color fan-deck.



OSQ3B

OBQ2B

	DOOR SLABS		PREHUNG DOORS w/Oak Veneer Jambs & Oak Colonial or Square Stops. (Casing NOT included.)				
	Raw	Pref. Add-On	4-9/16" Jamb Veneer Raw	4-13/16" Jamb Veneer Raw	5-1/4" Jamb Veneer Raw	6-9/16" Jamb Veneer Raw	Pref. Add-On
Single Doors							
1/0 x 6/8	*Quick Ship						
1/3 x 6/8	*Quick Ship						
1/4 x 6/8	*Quick Ship						
1/6 x 6/8	*Quick Ship						
1/8 x 6/8	*Quick Ship						
1/10 x 6/8	*Quick Ship						
2/0 x 6/8	*Quick Ship						
2/2 x 6/8	*Quick Ship						
2/4 x 6/8	*Quick Ship						
2/6 x 6/8	*Quick Ship						
2/8 x 6/8	*Quick Ship						
2/10 x 6/8	*Quick Ship						
3/0 x 6/8	*Quick Ship						
Double Doors							
3/0 x 6/8	*Quick Ship						
4/0 x 6/8	*Quick Ship						
5/0 x 6/8	*Quick Ship						
5/4 x 6/8	*Quick Ship						
6/0 x 6/8	*Quick Ship						
Bifold Doors (w/1700 Trk & Hdwe) - Note: A bifold door ships as a boxed unit with frames KD.							
2/0 x 6/8	\$321.40	\$73.98	\$345.36	\$354.93	\$357.24	\$375.45	\$90.25
2/6 x 6/8	\$329.11	\$73.98	\$353.07	\$362.64	\$364.95	\$383.16	\$90.25
2/8 x 6/8	*Quick Ship						
3/0 x 6/8	\$350.25	\$73.98	\$374.21	\$383.78	\$386.09	\$404.30	\$90.25
Bifold Double Doors							
4/0 x 6/8	\$640.62	\$145.77	\$669.36	\$680.84	\$683.63	\$705.47	\$162.99
5/0 x 6/8	\$656.07	\$145.77	\$684.81	\$696.29	\$699.08	\$720.93	\$164.91
5/4 x 6/8	*Quick Ship						
6/0 x 6/8	\$698.42	\$145.77	\$727.17	\$738.65	\$741.43	\$763.28	\$164.91
HINGE COLOR OPTIONS (Std is US3/4 Brighter [Satin Brass]) [Hinge options are not available for bifold doors] Color Options: Bright Brass, Dull Chrome, Antique Brass, Antique Nickel, Satin Nickel, Oil Rubbed Bronze					DOUBLE DOOR OPTIONS		
					Std BB Hdwe, Oak Astragal		ADD
					1-3/8" Ball Catches (pair):		\$32.89
					Concealed Magnetic Catches (pr):		\$71.41
					T-Astragal & 2 flush bolts:		\$160.85
Single Prehung Doors			ADD:	\$6.72	T-Astragal & 1 flush bolt:		
Double Prehung Doors			ADD:	\$13.44	Strike & Flush Bolt Color Options: SC, AB, SN, AN, ORB		



\*Quick Ship—Badger Three to Four Week Ship Program. Add one Week for Pre-finishing.

## OAK LITED DOORS

Standard Hinge: 3-1/2" Ball Bearing, US3/4 Brighter

See Our Wide Selection of Finish Options on Catalog Pages IM-U-2-3.

**DOOR SLABS & PREHUNG DOORS - 6'8"**

	1-3/8" TDL FLAT GLASS (OST)							
	DOOR SLABS		PREHUNG DOORS w/Oak Veneer Jambs & Oak Colonial or Square Stops. (Casing NOT included.)					
	Raw	Pref. Add-On	4-9/16" Jamb Veneer Raw	4-13/16" Jamb Veneer Raw	5-1/4" Jamb Veneer Raw	6-9/16" Jamb Veneer Raw	Pref. Add-On	
Single Doors								
2/0 x 6/8 (10L)	\$308.42	\$109.04	\$356.27	\$365.84	\$368.15	\$386.36	\$125.31	
2/4 x 6/8 (15L)	\$471.50	\$109.04	\$519.35	\$528.92	\$531.23	\$549.44	\$125.31	
2/6 x 6/8 (15L)	\$320.74	\$109.04	\$368.60	\$378.16	\$380.48	\$398.68	\$125.31	
2/8 x 6/8 (15L)	\$333.08	\$109.04	\$380.93	\$390.50	\$392.81	\$411.02	\$125.31	
3/0 x 6/8 (15L)	\$345.42	\$109.04	\$393.27	\$402.84	\$405.15	\$423.36	\$125.31	
Double Doors								
4/0 x 6/8 (10L)	- - -	- - -	\$680.56	\$692.04	\$694.82	\$716.67	\$235.31	
5/0 x 6/8 (15L)	- - -	- - -	\$705.20	\$716.68	\$719.47	\$741.32	\$237.22	
5/4 x 6/8 (15L)	- - -	- - -	\$729.88	\$741.36	\$744.15	\$765.99	\$237.22	
6/0 x 6/8 (15L)	- - -	- - -	\$754.56	\$766.04	\$768.82	\$790.67	\$237.22	
	1-3/8" TDL BEVELED GLASS (OSU) *** Must specify Bevel to hinge side or stop side. ***							
	DOOR SLABS		PREHUNG DOORS w/Oak Veneer Jambs & Oak Colonial or Square Stops. (Casing NOT includ- ed.)					
	Raw	Pref. Add-On	4-9/16" Jamb Veneer Raw	4-13/16" Jamb Veneer Raw	5-1/4" Jamb Veneer Raw	6-9/16" Jamb Veneer Raw	Pref. Add-On	
Single Doors								
2/0 x 6/8 (10L)	*Quick Ship							
2/6 x 6/8 (15L)	*Quick Ship							
2/8 x 6/8 (15L)	*Quick Ship							
3/0 x 6/8 (15L)	*Quick Ship							
Double Doors								
4/0 x 6/8 (10L)	- - -	- - -	*Quick Ship					
5/0 x 6/8 (15L)	- - -	- - -	*Quick Ship					
5/4 x 6/8 (15L)	- - -	- - -	*Quick Ship					
6/0 x 6/8 (15L)	- - -	- - -	*Quick Ship					
<b>HINGE COLOR OPTIONS</b> (Std is US3/ 4 Brighter [Satin Brass]) Color Options: Bright Brass, Dull Chrome, Antique Brass, Antique Nickel, Satin Nickel, Oil Rubbed Bronze					DOUBLE DOOR OPTIONS			
					Std BB Hdwe, Oak Astragal		ADD	
					1-3/8" Ball Catches (pair):		\$32.89	
					Concealed Magnetic Catches (pr):		\$71.41	
					T-Astragal & 2 flush bolts:		\$160.85	
Single Prehung Doors			ADD:	\$6.72	T-Astragal & 1 flush bolt:			\$129.03
Double Prehung Doors			ADD:	\$13.44	Strike & Flush Bolt Color Options: SC, AB, SN, AN, ORB			

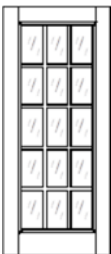
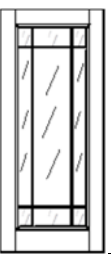
\*Quick Ship—Badger Three to Four Week Ship Program. Add one Week for Pre-finishing.

## OAK LITED DOORS

Standard Hinge: 3-1/2" Ball Bearing, US3/4 Brighter

See Our Wide Selection of Finish Options on Catalog Pages IM-U-2-3.

### DOOR SLABS & PREHUNG DOORS - 6'8"

	<b>1-3/8" V-GROOVE GLASS (OSD)</b> *** Must specify V-groove to hinge side or stop side. ***						
	<b>DOOR SLABS</b>		<b>PREHUNG DOORS</b> w/Oak Veneer Jambs & Oak Colonial or Square Stops. (Casing NOT included.)				
	<b>Raw</b>	<b>Pref. Add-On</b>	<b>4-9/16" Jamb Veneer Raw</b>	<b>4-13/16" Jamb Veneer Raw</b>	<b>5-1/4" Jamb Veneer Raw</b>	<b>6-9/16" Jamb Veneer Raw</b>	<b>Pref. Add-On</b>
<b>Single Doors</b>							
2/0 x 6/8	*Quick Ship						
2/6 x 6/8	\$574.88	\$109.04	\$622.74	\$632.30	\$634.62	\$652.82	\$125.31
2/8 x 6/8	*Quick Ship						
3/0 x 6/8	\$584.75	\$109.04	\$632.60	\$642.17	\$644.48	\$662.69	\$125.31
<b>Double Doors</b>							
4/0 x 6/8	- - -	- - -	*Quick Ship				
5/0 x 6/8	- - -	- - -	\$1,213.49	\$1,224.97	\$1,227.75	\$1,249.60	\$237.22
5/4 x 6/8	- - -	- - -	*Quick Ship				
6/0 x 6/8	- - -	- - -	\$1,233.22	\$1,244.70	\$1,247.49	\$1,269.33	\$237.22
	<b>1-3/8" PRAIRIEVIEW TDL GLASS (OSW)</b>						
	<b>DOOR SLABS</b>		<b>PREHUNG DOORS</b> w/Oak Veneer Jambs & Oak Colonial or Square Stops. (Casing NOT included.)				
	<b>Raw</b>	<b>Pref. Add-On</b>	<b>4-9/16" Jamb Veneer Raw</b>	<b>4-13/16" Jamb Veneer Raw</b>	<b>5-1/4" Jamb Veneer Raw</b>	<b>6-9/16" Jamb Veneer Raw</b>	<b>Pref. Add-On</b>
<b>Single Doors</b>							
2/0 x 6/8	\$308.42	\$109.04	\$356.27	\$365.84	\$368.15	\$386.36	\$125.31
2/6 x 6/8	\$320.74	\$109.04	\$368.60	\$378.16	\$380.48	\$398.68	\$125.31
2/8 x 6/8	\$644.56	\$109.04	\$692.41	\$701.98	\$704.29	\$722.50	\$125.31
3/0 x 6/8	\$345.42	\$109.04	\$393.27	\$402.84	\$405.15	\$423.36	\$125.31
<b>Double Doors</b>							
4/0 x 6/8	- - -	- - -	\$680.56	\$692.04	\$694.82	\$716.67	\$235.31
5/0 x 6/8	- - -	- - -	\$705.20	\$716.68	\$719.47	\$741.32	\$237.22
5/4 x 6/8	- - -	- - -	\$1,352.83	\$1,364.31	\$1,367.10	\$1,388.94	\$237.22
6/0 x 6/8	- - -	- - -	\$754.56	\$766.04	\$768.82	\$790.67	\$237.22
<b>HINGE COLOR OPTIONS</b> (Std is US3/4 Brighter [Satin Brass]) Color Options: Bright Brass, Dull Chrome, Antique Brass, Antique Nickel, Satin Nickel, Oil Rubbed Bronze					<b>DOUBLE DOOR OPTIONS</b>		
					Std BB Hdwe, Oak Astragal		ADD
					1-3/8" Ball Catches (pair):		\$32.89
					Concealed Magnetic Catches (pr):		\$71.41
					T-Astragal & 2 flush bolts:		\$160.85
Single Prehung Doors			ADD:	\$6.72	T-Astragal & 1 flush bolt:		
Double Prehung Doors			ADD:	\$13.44	Strike & Flush Bolt Color Options: SC AB SN AN ORB		

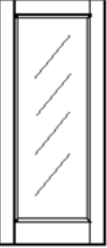
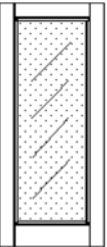
\*Quick Ship—Badger Three to Four Week Ship Program. Add one Week for Pre-finishing.

## OAK LITED DOORS

Standard Hinge: 3-1/2" Ball Bearing, US3/4 Brighter

See Our Wide Selection of Finish Options on Catalog Pages IM-U-2-3.

**DOOR SLABS & PREHUNG DOORS - 6'8"**

	1-3/8" FULL LITE FLAT GLASS (OSA)						
	DOOR SLABS		PREHUNG DOORS w/Oak Veneer Jambs & Oak Colonial or Square Stops. (Casing NOT included.)				
	Raw	Pref. Add-On	4-9/16" Jamb Veneer Raw	4-13/16" Jamb Veneer Raw	5-1/4" Jamb Veneer Raw	6-9/16" Jamb Veneer Raw	Pref. Add-On
<b>Single Doors</b>							
1/6 x 6/8	*Quick Ship						
2/0 x 6/8	\$283.74	\$109.04	\$331.60	\$341.16	\$343.48	\$361.68	\$125.31
2/4 x 6/8	*Quick Ship						
2/6 x 6/8	\$333.08	\$109.04	\$380.93	\$390.50	\$392.81	\$411.02	\$125.31
2/8 x 6/8	\$345.42	\$109.04	\$393.27	\$402.84	\$405.15	\$423.36	\$125.31
3/0 x 6/8	\$345.42	\$109.04	\$393.27	\$402.84	\$405.15	\$423.36	\$125.31
<b>Double Doors</b>							
4/0 x 6/8	- - -	- - -	\$631.20	\$642.69	\$645.47	\$667.32	\$235.31
5/0 x 6/8	- - -	- - -	\$729.88	\$741.36	\$744.15	\$765.99	\$237.22
6/0 x 6/8	- - -	- - -	\$754.56	\$766.04	\$768.82	\$790.67	\$237.22
	1-3/8" FULL LITE SATIN GLASS (OSAS)						
	*** IMPORTANT: When placing order, specify which side of door (hinge or stop) satin glass is on. ***						
	DOOR SLABS		PREHUNG DOORS w/Oak Veneer Jambs & Oak Colonial or Square Stops. (Casing NOT included.)				
	Raw	Pref. Add-On	4-9/16" Jamb Veneer Raw	4-13/16" Jamb Veneer Raw	5-1/4" Jamb Veneer Raw	6-9/16" Jamb Veneer Raw	Pref. Add-On
<b>Single Doors</b>							
1/6 x 6/8	*Quick Ship						
2/0 x 6/8	\$505.80	\$109.04	\$553.65	\$563.22	\$565.53	\$583.74	\$125.31
2/4 x 6/8	*Quick Ship						
2/6 x 6/8	\$574.88	\$109.04	\$622.74	\$632.30	\$634.62	\$652.82	\$125.31
2/8 x 6/8	*Quick Ship						
3/0 x 6/8	\$584.75	\$109.04	\$632.60	\$642.17	\$644.48	\$662.69	\$125.31
<b>Double Doors</b>							
4/0 x 6/8	- - -	- - -	\$1,075.31	\$1,086.79	\$1,089.58	\$1,111.43	\$235.31
5/0 x 6/8	- - -	- - -	\$1,213.49	\$1,224.97	\$1,227.75	\$1,249.60	\$237.22
6/0 x 6/8	- - -	- - -	\$1,233.22	\$1,244.70	\$1,247.49	\$1,269.33	\$237.22
<b>HINGE COLOR OPTIONS</b> (Std is US3/4 Brighter [Satin Brass]) Color Options: Bright Brass, Dull Chrome, Antique Brass, Antique Nickel, Satin Nickel, Oil Rubbed Bronze					DOUBLE DOOR OPTIONS		
					Std BB Hdwe, Oak Astragal		ADD
					1-3/8" Ball Catches (pair):		\$32.89
					Concealed Magnetic Catches (pr):		\$71.41
Single Prehung Doors					T-Astragal & 2 flush bolts:		\$160.85
Double Prehung Doors					T-Astragal & 1 flush bolt:		\$129.03
					Strike & Flush Bolt Color Options: SC, AB, SN, AN, ORB		

\*Quick Ship—Badger Three to Four Week Ship Program. Add one Week for Pre-finishing.



## OAK LITED DOORS

Standard Hinge: 3-1/2" Ball Bearing, US3/4 Brighter

**See Our Wide Selection of Finish Options on Catalog Pages IM-U-2-3.**

**DOOR SLABS & PREHUNG DOORS - 6'8"**



### 1-3/8" 1-LITE SATIN GLASS PANTRY (OSZ)

\*\*\* IMPORTANT: When placing order, must specify which side of door "Pantry" is read (hinge or stop). \*\*\*

#### DOOR SLABS

#### PREHUNG DOORS w/Oak Veneer Jambs & Oak Colonial or Square Stops. (Casing NOT included.)

Raw

Pref.  
Add-On

4-9/16" Jamb  
Veneer Raw

4-13/16" Jamb  
Veneer Raw

5-1/4" Jamb  
Veneer Raw

6-9/16" Jamb  
Veneer Raw

Pref.  
Add-On

#### Single Doors

2/0 x 6/8	\$518.14	\$109.04	\$565.99	\$575.56	\$577.87	\$596.08	\$125.31
2/4 x 6/8	\$542.81	\$109.04	\$590.66	\$600.23	\$602.54	\$620.75	\$125.31
2/6 x 6/8	\$567.47	\$109.04	\$615.33	\$624.89	\$627.21	\$645.41	\$125.31
2/8 x 6/8	\$579.81	\$109.04	\$627.66	\$637.23	\$639.54	\$657.75	\$125.31
3/0 x 6/8	\$579.81	\$109.04	\$627.66	\$637.23	\$639.54	\$657.75	\$125.31

#### Double Doors

4/0 x 6/8	- - -	- - -	\$1,099.99	\$1,111.47	\$1,114.25	\$1,136.10	\$235.31
5/0 x 6/8	- - -	- - -	\$1,198.66	\$1,210.14	\$1,212.93	\$1,234.78	\$237.22
6/0 x 6/8	- - -	- - -	\$1,223.34	\$1,234.82	\$1,237.60	\$1,259.45	\$237.22

#### HINGE COLOR OPTIONS (Std is US3/4 Brighter [Satin Brass])

Color Options: Bright Brass, Dull Chrome, Antique Brass,  
Antique Nickel, Satin Nickel, Oil Rubbed Bronze

#### DOUBLE DOOR OPTIONS

Std BB Hdwe, Oak Astragal

ADD

1-3/8" Ball Catches (pair):

\$32.89

Concealed Magnetic Catches (pr):

\$71.41

T-Astragal & 2 flush bolts:

\$160.85

T-Astragal & 1 flush bolt:

\$129.03

Single Prehung Doors

ADD:

\$6.72

Double Prehung Doors

ADD:

\$13.44

Strike & Flush Bolt Color Options:  
SC, AB, SN, AN, ORB

# MAPLE INTERIOR DOORS

Description	Badger Door Code	Page
Hollow Core Flush	(MSH)	IM-C-2
Solid Core Flush	(MSX)	IM-C-3
Raised 6-Panel	(MSP)	IM-C-4
Round Top Raised 2-Panel	(MS2R)	IM-C-5
Flat 3-Panel	(MSQ3C)	IM-C-6
Flat 2-Panel	(MSQ2B)	IM-C-7
TDL Flat Glass	(MST)	IM-C-8
Prairieview Glass	(MSW)	IM-C-8
Full Lite – Flat Glass	(MSA)	IM-C-9
Pantry 1-Lite Satin Glass	(MSZ)	IM-C-9

 **Prices and specifications are subject to change without notice.** 

\*Quick Ship—Badger Three to Four Week Ship Program. Add one Week for Pre-finishing.

## MAPLE DOORS

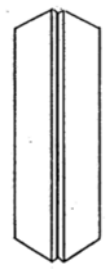
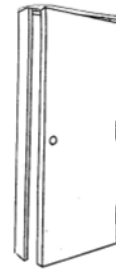
### 1-3/8" Hollow Core Flush

**Standard Hinge:** 3-1/2" Plain Bearing, US3/4 Brighter

**FINISH OPTIONS:**

**RAW:** (Unfinished).

**STAIN:** Core Colors, see our selection guide / options on pages IM-U-2 & 3, and for a wider color palette see our standard color fan-deck.



**MSH (6'8")**

**MBH (6'8")**

	DOOR SLABS		PREHUNG DOORS (Must specify handing) w/Maple Veneer Jamb & Maple Colonial or Square Stops. (Casing NOT included.)				
	Raw	Pref. Add-On	4-9/16" Jamb Veneer Raw	4-13/16" Jamb Veneer Raw	5-1/4" Jamb Veneer Raw	6-9/16" Jamb Veneer Raw	Pref. Add-On
Single Doors							
1/0 x 6/8	*Quick Ship						
1/2 x 6/8	*Quick Ship						
1/4 x 6/8	*Quick Ship						
1/6 x 6/8	\$102.33	\$52.29	\$151.90	\$164.03	\$167.06	\$182.20	\$68.56
1/8 x 6/8	*Quick Ship						
1/10 x 6/8	*Quick Ship						
2/0 x 6/8	\$102.33	\$52.29	\$151.90	\$164.03	\$167.06	\$182.20	\$68.56
2/2 x 6/8	*Quick Ship						
2/4 x 6/8	\$110.66	\$52.29	\$160.22	\$172.36	\$175.39	\$190.52	\$68.56
2/6 x 6/8	\$110.66	\$52.29	\$160.22	\$172.36	\$175.39	\$190.52	\$68.56
2/8 x 6/8	\$112.41	\$52.29	\$161.98	\$174.12	\$177.14	\$192.28	\$68.56
2/10 x 6/8	*Quick Ship						
3/0 x 6/8	\$123.21	\$52.29	\$172.77	\$184.91	\$187.94	\$203.08	\$68.56
Double Doors							
3/0 x 6/8	- - -	- - -	\$265.57	\$277.70	\$280.73	\$295.87	\$120.85
4/0 x 6/8	- - -	- - -	\$270.31	\$284.87	\$288.51	\$306.68	\$121.81
5/0 x 6/8	- - -	- - -	\$286.96	\$301.52	\$305.16	\$323.33	\$123.72
5/4 x 6/8	- - -	- - -	\$290.47	\$305.04	\$308.68	\$326.84	\$123.72
6/0 x 6/8	- - -	- - -	\$312.06	\$326.63	\$330.27	\$348.43	\$123.72
Bifold Doors (w/1838FD Trk & Hdwe) - Note: A bifold door ships as a boxed unit with frames KD.							
2/0 x 6/8	\$163.01	\$55.63	\$186.75	\$198.89	\$201.92	\$217.06	\$71.90
2/4 x 6/8	*Quick Ship						
2/6 x 6/8	\$180.41	\$55.63	\$204.16	\$216.30	\$219.33	\$234.46	\$71.90
2/8 x 6/8	*Quick Ship						
3/0 x 6/8	\$200.29	\$55.63	\$224.04	\$236.18	\$239.20	\$254.34	\$71.90
Bifold Double Doors							
4/0 x 6/8	\$325.40	\$109.04	\$353.89	\$368.45	\$372.09	\$390.26	\$126.26
5/0 x 6/8	\$361.23	\$109.04	\$389.72	\$404.28	\$407.92	\$426.09	\$128.18
5/4 x 6/8	*Quick Ship						
6/0 x 6/8	\$401.28	\$109.04	\$429.77	\$444.34	\$447.98	\$466.14	\$128.18
HINGE COLOR OPTIONS (Std is US3/4 Brighter [Satin Brass]) [Hinge options are not available for bifold doors] Color Options: Bright Brass, Dull Chrome, Antique Brass, Antique Nickel, Satin Nickel, Oil Rubbed Bronze					DOUBLE DOOR OPTIONS		
					Std BB Hdwe, Maple Astragal		ADD
					1-3/8" Ball Catches (pair):		\$32.89
					Concealed Magnetic Catches (pr):		\$71.41
					T-Astragal & 2 flush bolts:		\$165.92
Single Prehung Doors			ADD:	\$5.49	T-Astragal & 1 flush bolt:		
Double Prehung Doors			ADD:	\$10.98	Strike & Flush Bolt Color Options: SC, AB, SN, AN, ORB		

\*Quick Ship—Badger Three to Four Week Ship Program. Add one Week for Pre-finishing.

## MAPLE DOORS

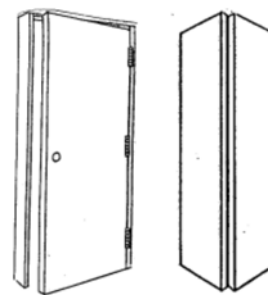
### 1-3/8" Solid Core Flush

**Standard Hinge:** 3-1/2" Ball Bearing, US4 Brighter

**FINISH OPTIONS:**

**RAW:** (Unfinished).

**STAIN:** Core Colors, see our selection guide / options on pages IM-U-2 & 3, and for a wider color palette see our standard color fan-deck.



**MSX**

**MBX**

	DOOR SLABS		PREHUNG DOORS (Must specify handing) w/Maple Veneer Jamb & Maple Colonial or Square Stops. (Casing NOT included.)				
	Raw	Pref. Add-On	4-9/16" Jamb Veneer Raw	4-13/16" Jamb Veneer Raw	5-1/4" Jamb Veneer Raw	6-9/16" Jamb Veneer Raw	Pref. Add-On
Single Doors							
1/0 x 6/8	*Quick Ship						
1/4 x 6/8	*Quick Ship						
1/6 x 6/8	\$167.73	\$73.98	\$217.47	\$229.61	\$232.64	\$247.77	\$103.62
1/8 x 6/8	*Quick Ship						
1/10 x 6/8	*Quick Ship						
2/0 x 6/8	\$167.73	\$73.98	\$217.47	\$229.61	\$232.64	\$247.77	\$103.62
2/2 x 6/8	*Quick Ship						
2/4 x 6/8	\$169.63	\$73.98	\$219.37	\$231.51	\$234.53	\$249.67	\$103.62
2/6 x 6/8	\$169.63	\$73.98	\$219.37	\$231.51	\$234.53	\$249.67	\$103.62
2/8 x 6/8	\$175.47	\$73.98	\$225.21	\$237.35	\$240.38	\$255.51	\$103.62
2/10 x 6/8	*Quick Ship						
3/0 x 6/8	\$208.17	\$73.98	\$257.91	\$270.05	\$273.08	\$288.21	\$103.62
Double Doors							
3/0 x 6/8	- - -	- - -	\$396.71	\$408.85	\$411.88	\$427.01	\$164.23
4/0 x 6/8	- - -	- - -	\$401.45	\$416.02	\$419.66	\$437.82	\$164.23
5/0 x 6/8	- - -	- - -	\$405.25	\$419.82	\$423.46	\$441.62	\$167.10
5/4 x 6/8	- - -	- - -	\$416.93	\$431.50	\$435.14	\$453.30	\$167.10
6/0 x 6/8	- - -	- - -	\$482.34	\$496.90	\$500.54	\$518.71	\$167.10
Bifold Doors (w/111FD Trk & Hdwe) - Note: A bifold door ships as a boxed unit with frames KD.							
2/0 x 6/8	*Quick Ship						
2/6 x 6/8	*Quick Ship						
2/8 x 6/8	*Quick Ship						
3/0 x 6/8	*Quick Ship						
Bifold Double Doors							
4/0 x 6/8	*Quick Ship						
5/0 x 6/8	*Quick Ship						
5/4 x 6/8	*Quick Ship						
6/0 x 6/8	*Quick Ship						
HINGE COLOR OPTIONS (Std is US3/4 Brighter [Satin Brass]) [Hinge options are not available for bifold doors] Color Options: Bright Brass, Dull Chrome, Antique Brass, Antique Nickel, Satin Nickel, Oil Rubbed Bronze					DOUBLE DOOR OPTIONS		
					Std BB Hdwe, Maple Astragal		ADD
					1-3/8" Ball Catches (pair):		\$32.89
					Concealed Magnetic Catches (pr):		\$71.41
					T-Astragal & 2 flush bolts:		\$165.92
Single Prehung Doors			ADD:	\$6.72	T-Astragal & 1 flush bolt:		\$134.10
Double Prehung Doors			ADD:	\$13.44	Strike & Flush Bolt Color Options: SC, AB, SN, AN, ORB		

\*Quick Ship—Badger Three to Four Week Ship Program. Add one Week for Pre-finishing.



## MAPLE DOORS

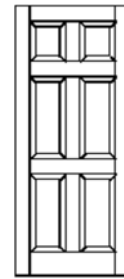
### 1-3/8" Raised 6-Panel

Standard Hinge: 3-1/2" Ball Bearing, US4 Brighter

#### FINISH OPTIONS:

**RAW:** (Unfinished).

**STAIN:** Core Colors, see our selection guide / options on pages IM-U-2 & 3, and for a wider color palette see our standard color fan-deck.



MSP

MBP

	DOOR SLABS		PREHUNG DOORS (Must specify handing) w/Maple Veneer Jambs & Maple Colonial or Square Stops. (Casing NOT included.)				
	Raw	Pref. Add-On	4-9/16" Jamb Veneer Raw	4-13/16" Jamb Veneer Raw	5-1/4" Jamb Veneer Raw	6-9/16" Jamb Veneer Raw	Pref. Add-On
Single Doors							
1/0 x 6/8	*Quick Ship						
1/3 x 6/8	*Quick Ship						
1/4 x 6/8	*Quick Ship						
1/6 x 6/8	\$277.33	\$87.35	\$327.07	\$339.21	\$342.23	\$357.37	\$103.62
1/8 x 6/8	*Quick Ship						
1/10 x 6/8	*Quick Ship						
2/0 x 6/8	\$290.63	\$87.35	\$340.36	\$352.50	\$355.53	\$370.67	\$103.62
2/2 x 6/8	*Quick Ship						
2/4 x 6/8	\$316.77	\$87.35	\$366.51	\$378.65	\$381.68	\$396.81	\$103.62
2/6 x 6/8	\$333.18	\$87.35	\$382.92	\$395.06	\$398.08	\$413.22	\$103.62
2/8 x 6/8	\$352.96	\$87.35	\$402.70	\$414.83	\$417.86	\$433.00	\$103.62
2/10 x 6/8	*Quick Ship						
3/0 x 6/8	\$379.09	\$87.35	\$428.83	\$440.97	\$443.99	\$459.13	\$103.62
Double Doors							
3/0 x 6/8	- - -	- - -	\$615.91	\$628.05	\$631.08	\$646.21	\$190.97
4/0 x 6/8	- - -	- - -	\$647.24	\$661.81	\$665.45	\$683.61	\$191.92
5/0 x 6/8	- - -	- - -	\$732.35	\$746.92	\$750.56	\$768.72	\$193.84
5/4 x 6/8	- - -	- - -	\$771.91	\$786.47	\$790.11	\$808.28	\$193.84
6/0 x 6/8	- - -	- - -	\$824.17	\$838.74	\$842.38	\$860.54	\$193.84
Bifold Doors (w/1700 Track & Hdwe): Note: Bifolds ship as boxed units with frames KD.							
2/0 x 6/8	\$419.13	\$73.98	\$442.88	\$455.02	\$458.05	\$473.18	\$90.25
2/6 x 6/8	\$438.12	\$73.98	\$461.87	\$474.01	\$477.04	\$492.17	\$90.25
2/8 x 6/8	*Quick Ship						
3/0 x 6/8	\$480.14	\$73.98	\$503.88	\$516.02	\$519.05	\$534.19	\$90.25
Bifold Double Doors							
4/0 x 6/8	\$836.08	\$145.77	\$864.57	\$879.13	\$882.78	\$900.94	\$162.99
5/0 x 6/8	\$874.09	\$145.77	\$902.58	\$917.15	\$920.79	\$938.95	\$164.91
5/4 x 6/8	*Quick Ship						
6/0 x 6/8	\$958.20	\$145.77	\$986.69	\$1,001.26	\$1,004.90	\$1,023.06	\$164.91
HINGE COLOR OPTIONS (Std is US3/4 Brighter [Satin Brass]) [Hinge options are not available for bifold doors] Color Options: Bright Brass, Dull Chrome, Antique Brass, Antique Nickel, Satin Nickel, Oil Rubbed Bronze					DOUBLE DOOR OPTIONS		
					Std BB Hdwe, Maple Astragal		ADD
					1-3/8" Ball Catches (pair):		\$32.89
					Concealed Magnetic Catches (pr):		\$71.41
					T-Astragal & 2 flush bolts:		\$165.92
Single Prehung Doors			ADD:	\$6.72	T-Astragal & 1 flush bolt:		
Double Prehung Doors			ADD:	\$13.44	Strike & Flush Bolt Color Options: SC, AB, SN, AN, ORB		

\*Quick Ship—Badger Three to Four Week Ship Program. Add one Week for Pre-finishing.



## MAPLE DOORS

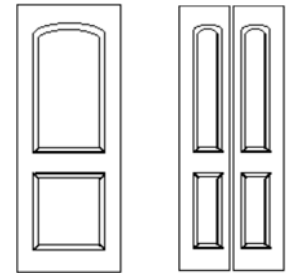
### 1-3/8" Round Top 2-Panel

**Standard Hinge:** 3-1/2" Ball Bearing, US4 Brighter

**FINISH OPTIONS:**

**RAW:** (Unfinished).

**STAIN:** Core Colors, see our selection guide / options on pages IM-U-2 & 3, and for a wider color palette see our standard color fan-deck.



**MS2R**

**MB2R**

	DOOR SLABS		PREHUNG DOORS (Must specify handing) w/Maple Veneer Jambs & Maple Colonial or Square Stops. (Casing NOT included.)				
	Raw	Pref. Add-On	4-9/16" Jamb Veneer Raw	4-13/16" Jamb Veneer Raw	5-1/4" Jamb Veneer Raw	6-9/16" Jamb Veneer Raw	Pref. Add-On
Single Doors							
1/0 x 6/8	*Quick Ship						
1/3 x 6/8	*Quick Ship						
1/4 x 6/8	*Quick Ship						
1/6 x 6/8	\$319.03	\$87.35	\$368.77	\$380.90	\$383.93	\$399.07	\$103.62
1/8 x 6/8	*Quick Ship						
1/10 x 6/8	*Quick Ship						
2/0 x 6/8	\$318.89	\$87.35	\$368.62	\$380.76	\$383.79	\$398.93	\$103.62
2/2 x 6/8	*Quick Ship						
2/4 x 6/8	\$355.09	\$87.35	\$404.82	\$416.96	\$419.99	\$435.13	\$103.62
2/6 x 6/8	\$355.09	\$87.35	\$404.82	\$416.96	\$419.99	\$435.13	\$103.62
2/8 x 6/8	\$390.96	\$87.35	\$440.70	\$452.83	\$455.86	\$471.00	\$103.62
2/10 x 6/8	*Quick Ship						
3/0 x 6/8	\$390.96	\$87.35	\$440.70	\$452.83	\$455.86	\$471.00	\$103.62
Double Doors							
3/0 x 6/8	- - -	- - -	\$699.31	\$711.44	\$714.47	\$729.61	\$190.97
4/0 x 6/8	- - -	- - -	\$703.76	\$718.33	\$721.97	\$740.13	\$191.92
5/0 x 6/8	- - -	- - -	\$776.16	\$790.73	\$794.37	\$812.53	\$193.84
5/4 x 6/8	- - -	- - -	\$847.90	\$862.47	\$866.11	\$884.27	\$193.84
6/0 x 6/8	- - -	- - -	\$847.90	\$862.47	\$866.11	\$884.27	\$193.84
Bifold Doors (w/1700 Track & Hdwe): <i>Note: Bifolds ship as boxed units with frames KD.</i>							
2/0 x 6/8	*Quick Ship						
2/6 x 6/8	*Quick Ship						
2/8 x 6/8	*Quick Ship						
3/0 x 6/8	*Quick Ship						
Bifold Double Doors							
4/0 x 6/8	*Quick Ship						
5/0 x 6/8	*Quick Ship						
5/4 x 6/8	*Quick Ship						
6/0 x 6/8	*Quick Ship						
HINGE COLOR OPTIONS (Std is US3/ 4 Brighter [Satin Brass]) [Hinge options are not available for bifold doors] Color Options: Bright Brass, Dull Chrome, Antique Brass, Antique Nickel, Satin Nickel, Oil Rubbed Bronze					DOUBLE DOOR OPTIONS		
					Std BB Hdwe, Maple Astragal		ADD
					1-3/8" Ball Catches (pair):		\$32.89
					Concealed Magnetic Catches (pr):		\$71.41
					T-Astragal & 2 flush bolts:		\$165.92
Single Prehung Doors			ADD:	\$6.72	T-Astragal & 1 flush bolt:		
Double Prehung Doors			ADD:	\$13.44	Strike & Flush Bolt Color Options: SC, AB, SN, AN, ORB		

\*Quick Ship—Badger Three to Four Week Ship Program. Add one Week for Pre-finishing.





## MAPLE DOORS

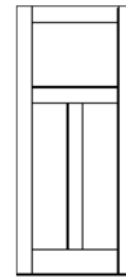
### 1-3/8" Flat 3-Panel

**Standard Hinge:** 3-1/2" Ball Bearing, US4 Brighter

#### FINISH OPTIONS:

**RAW:** (Unfinished).

**STAIN:** Core Colors, see our selection guide / options on pages IM-U-2 & 3, and for a wider color pallet see our standard color fan-deck.



MSQ3C

MBQ2C

	DOOR SLABS		PREHUNG DOORS (Must specify handing) w/Maple Veneer Jamb & Maple Colonial or Square Stops. (Casing NOT included.)					
	Raw	Pref. Add-On	4-9/16" Jamb Veneer Raw	4-13/16" Jamb Veneer Raw	5-1/4" Jamb Veneer Raw	6-9/16" Jamb Veneer Raw	Pref. Add-On	
Single Doors								
1/0 x 6/8	*Quick Ship							
1/3 x 6/8	*Quick Ship							
1/4 x 6/8	*Quick Ship							
1/6 x 6/8	\$254.33	\$87.35	\$304.06	\$316.20	\$319.23	\$334.37	\$103.62	
1/8 x 6/8	*Quick Ship							
1/10 x 6/8	*Quick Ship							
2/0 x 6/8	\$264.49	\$87.35	\$314.23	\$326.37	\$329.40	\$344.53	\$103.62	
2/2 x 6/8	*Quick Ship							
2/4 x 6/8	\$271.13	\$87.35	\$320.87	\$333.01	\$336.04	\$351.17	\$103.62	
2/6 x 6/8	\$294.78	\$87.35	\$344.52	\$356.66	\$359.68	\$374.82	\$103.62	
2/8 x 6/8	\$300.68	\$87.35	\$350.42	\$362.55	\$365.58	\$380.72	\$103.62	
2/10 x 6/8	*Quick Ship							
3/0 x 6/8	\$318.40	\$87.35	\$368.14	\$380.28	\$383.30	\$398.44	\$103.62	
Double Doors								
3/0 x 6/8	- - -	- - -	\$569.90	\$582.04	\$585.07	\$600.20	\$190.97	
4/0 x 6/8	- - -	- - -	\$594.98	\$609.54	\$613.18	\$631.35	\$191.92	
5/0 x 6/8	- - -	- - -	\$655.55	\$670.12	\$673.76	\$691.92	\$193.84	
5/4 x 6/8	- - -	- - -	\$667.35	\$681.91	\$685.55	\$703.72	\$193.84	
6/0 x 6/8	- - -	- - -	\$702.79	\$717.36	\$721.00	\$739.16	\$193.84	
Bifold Doors (w/1700 Track & Hdwe): <i>Note: Bifolds ship as boxed units with frames KD.</i>								
2/0 x 6/8	\$409.25	\$73.98	\$433.00	\$445.14	\$448.16	\$463.30	\$90.25	
2/6 x 6/8	\$430.76	\$73.98	\$454.50	\$466.64	\$469.67	\$484.81	\$90.25	
2/8 x 6/8	*Quick Ship							
3/0 x 6/8	\$435.08	\$73.98	\$458.83	\$470.97	\$474.00	\$489.13	\$90.25	
Bifold Double Doors								
4/0 x 6/8	\$816.32	\$145.77	\$844.80	\$859.37	\$863.01	\$881.18	\$162.99	
5/0 x 6/8	\$859.36	\$145.77	\$887.84	\$902.41	\$906.05	\$924.22	\$164.91	
5/4 x 6/8	*Quick Ship							
6/0 x 6/8	\$868.10	\$145.77	\$896.58	\$911.15	\$914.79	\$932.96	\$164.91	
HINGE COLOR OPTIONS (Std is US3/4 Brighter [Satin Brass]) [Hinge options are not available for bifold doors] Color Options: Bright Brass, Dull Chrome, Antique Brass, Antique Nickel, Satin Nickel, Oil Rubbed Bronze					DOUBLE DOOR OPTIONS			
					Std BB Hdwe, Maple Astragal		ADD	
					1-3/8" Ball Catches (pair):		\$32.89	
					Concealed Magnetic Catches (pr):		\$71.41	
					T-Astragal & 2 flush bolts:		\$165.92	
Single Prehung Doors			ADD:	\$6.72	T-Astragal & 1 flush bolt:			\$134.10
Double Prehung Doors			ADD:	\$13.44	Strike & Flush Bolt Color Options: SC, AB, SN, AN, ORB			

\*Quick Ship—Badger Three to Four Week Ship Program. Add one Week for Pre-finishing.



## MAPLE DOORS

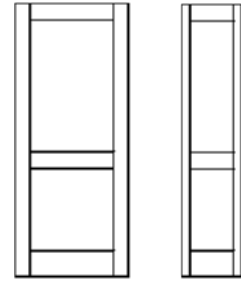
### 1-3/8" Flat 2-Panel

**Standard Hinge:** 3-1/2" Ball Bearing, US4 Brighter

#### FINISH OPTIONS:

**RAW:** (Unfinished).

**STAIN:** Core Colors, see our selection guide / options on pages IM-U-2 & 3, and for a wider color palette see our standard color fan-deck.



**MSQ2B**

**MBQ2B**

	DOOR SLABS		PREHUNG DOORS (Must specify handing) w/Maple Veneer Jambs & Maple Colonial or Square Stops. (Casing NOT included.)				
	Raw	Pref. Add-On	4-9/16" Jamb Veneer Raw	4-13/16" Jamb Veneer Raw	5-1/4" Jamb Veneer Raw	6-9/16" Jamb Veneer Raw	Pref. Add-On
Single Doors							
1/0 x 6/8	*Quick Ship						
1/3 x 6/8	*Quick Ship						
1/4 x 6/8	*Quick Ship						
1/6 x 6/8	\$250.76	\$87.35	\$300.49	\$312.63	\$315.66	\$330.80	\$103.62
1/8 x 6/8	*Quick Ship						
1/10 x 6/8	*Quick Ship						
2/0 x 6/8	\$254.08	\$87.35	\$303.82	\$315.96	\$318.99	\$334.12	\$103.62
2/2 x 6/8	*Quick Ship						
2/4 x 6/8	\$277.27	\$87.35	\$327.01	\$339.15	\$342.18	\$357.31	\$103.62
2/6 x 6/8	\$293.87	\$87.35	\$343.61	\$355.74	\$358.77	\$373.91	\$103.62
2/8 x 6/8	\$300.48	\$87.35	\$350.22	\$362.36	\$365.38	\$380.52	\$103.62
2/10 x 6/8	*Quick Ship						
3/0 x 6/8	\$327.14	\$87.35	\$376.88	\$389.02	\$392.04	\$407.18	\$103.62
Double Doors							
3/0 x 6/8	---	---	\$562.76	\$574.90	\$577.93	\$593.06	\$190.97
4/0 x 6/8	---	---	\$574.16	\$588.72	\$592.36	\$610.53	\$191.92
5/0 x 6/8	---	---	\$653.72	\$668.29	\$671.93	\$690.10	\$193.84
5/4 x 6/8	---	---	\$666.95	\$681.51	\$685.15	\$703.32	\$193.84
6/0 x 6/8	---	---	\$720.27	\$734.83	\$738.48	\$756.64	\$193.84
Bifold Doors (w/1700 Track & Hdwe): Note: Bifolds ship as boxed units with frames KD.							
2/0 x 6/8	\$378.95	\$73.98	\$402.70	\$414.83	\$417.86	\$433.00	\$90.25
2/6 x 6/8	\$398.38	\$73.98	\$422.13	\$434.27	\$437.30	\$452.43	\$90.25
2/8 x 6/8	*Quick Ship						
3/0 x 6/8	\$418.09	\$73.98	\$441.84	\$453.98	\$457.00	\$472.14	\$90.25
Bifold Double Doors							
4/0 x 6/8	\$755.71	\$145.77	\$784.20	\$798.77	\$802.41	\$820.57	\$162.99
5/0 x 6/8	\$794.61	\$145.77	\$823.10	\$837.66	\$841.31	\$859.47	\$164.91
5/4 x 6/8	*Quick Ship						
6/0 x 6/8	\$834.11	\$145.77	\$862.60	\$877.16	\$880.80	\$898.97	\$164.91
HINGE COLOR OPTIONS (Std is US3/4 Brighter [Satin Brass]) [Hinge options are not available for bifold doors] Color Options: Bright Brass, Dull Chrome, Antique Brass, Antique Nickel, Satin Nickel, Oil Rubbed Bronze					DOUBLE DOOR OPTIONS		
					Std BB Hdwe, Maple Astragal		ADD
					1-3/8" Ball Catches (pair):		\$32.89
					Concealed Magnetic Catches (pr):		\$71.41
					T-Astragal & 2 flush bolts:		\$165.92
Single Prehung Doors			ADD:	\$6.72	T-Astragal & 1 flush bolt:		
Double Prehung Doors			ADD:	\$13.44	Strike & Flush Bolt Color Options: SC AB SN AN ORB		



\*Quick Ship—Badger Three to Four Week Ship Program. Add one Week for Pre-finishing.

## MAPLE LITED DOORS

**Standard Hinge:** 3-1/2" Ball Bearing, US3/4 Brighter

**See Our Wide Selection of Finish Options on Catalog Pages IM-U-2-3.**

**DOOR SLABS & PREHUNG DOORS - 6'8"**

	1-3/8" TDL FLAT GLASS (MST)						
	DOOR SLABS		PREHUNG DOORS w/Maple Veneer Jambs & Maple Colonial or Square Stops. (Casing NOT included.)				
	Raw	Pref. Add-On	4-9/16" Jamb Veneer Raw	4-13/16" Jamb Veneer Raw	5-1/4" Jamb Veneer Raw	6-9/16" Jamb Veneer Raw	Pref. Add-On
Single Doors							
1/6 x 6/8 (5L)	*Quick Ship						
2/0 x 6/8 (10L)	\$444.11	\$109.04	\$493.85	\$505.98	\$509.01	\$524.15	\$125.31
2/4 x 6/8 (15L)	*Quick Ship						
2/6 x 6/8 (15L)	\$542.81	\$109.04	\$592.55	\$604.69	\$607.71	\$622.85	\$125.31
2/8 x 6/8 (15L)	\$567.47	\$109.04	\$617.21	\$629.35	\$632.38	\$647.51	\$125.31
3/0 x 6/8 (15L)	\$567.47	\$109.04	\$617.21	\$629.35	\$632.38	\$647.51	\$125.31
Double Doors							
4/0 x 6/8 (10L)	---	---	\$954.20	\$968.77	\$972.41	\$990.58	\$235.31
5/0 x 6/8 (15L)	---	---	\$1,151.61	\$1,166.18	\$1,169.82	\$1,187.98	\$237.22
5/4 x 6/8 (15L)	---	---	\$1,200.93	\$1,215.50	\$1,219.14	\$1,237.30	\$237.22
6/0 x 6/8 (15L)	---	---	\$1,200.93	\$1,215.50	\$1,219.14	\$1,237.30	\$237.22
	1-3/8" PRAIRIEVIEW TDL GLASS (MSW)						
	DOOR SLABS		PREHUNG DOORS w/Maple Veneer Jambs & Maple Colonial or Square Stops. (Casing NOT included.)				
	Raw	Pref. Add-On	4-9/16" Jamb Veneer Raw	4-13/16" Jamb Veneer Raw	5-1/4" Jamb Veneer Raw	6-9/16" Jamb Veneer Raw	Pref. Add-On
Single Doors							
2/0 x 6/8	\$567.47	\$109.04	\$617.21	\$629.35	\$632.38	\$647.51	\$125.31
2/6 x 6/8	\$678.51	\$109.04	\$728.25	\$740.39	\$743.42	\$758.55	\$125.31
2/8 x 6/8	\$727.85	\$109.04	\$777.59	\$789.73	\$792.75	\$807.89	\$125.31
3/0 x 6/8	\$727.85	\$109.04	\$777.59	\$789.73	\$792.75	\$807.89	\$125.31
Double Doors							
4/0 x 6/8	---	---	\$1,200.93	\$1,215.50	\$1,219.14	\$1,237.30	\$235.31
5/0 x 6/8	---	---	\$1,423.02	\$1,437.58	\$1,441.22	\$1,459.39	\$237.22
5/4 x 6/8	---	---	\$1,521.69	\$1,536.26	\$1,539.90	\$1,558.06	\$237.22
6/0 x 6/8	---	---	\$1,521.69	\$1,536.26	\$1,539.90	\$1,558.06	\$237.22
<b>HINGE COLOR OPTIONS</b> (Std is US3/4 Brighter [Satin Brass]) Color Options: Bright Brass, Dull Chrome, Antique Brass, Antique Nickel, Satin Nickel, Oil Rubbed Bronze					<b>DOUBLE DOOR OPTIONS</b>		
					Std BB Hdwe, Maple Astragal		ADD
					1-3/8" Ball Catches (pair):		\$32.89
					Concealed Magnetic Catches (pr):		\$71.41
					T-Astragal & 2 flush bolts:		\$165.92
Single Prehung Doors			ADD:	\$6.72	T-Astragal & 1 flush bolt:		\$134.10
Double Prehung Doors			ADD:	\$13.44	Strike & Flush Bolt Color Options: SC, AB, SN, AN, ORB		


\*Quick Ship—Badger Three to Four Week Ship Program. Add one Week for Pre-finishing.


## MAPLE LITED DOORS

**Standard Hinge:** 3-1/2" Ball Bearing, US3/4 Brighter

**See Our Wide Selection of Finish Options on Catalog Pages IM-U-2-3.**

**DOOR SLABS & PREHUNG DOORS - 6'8"**

	1-3/8" FULL LITE FLAT GLASS (MSA)						
	DOOR SLABS		PREHUNG DOORS w/Maple Veneer Jambs & Maple Colonial or Square Stops. (Casing NOT included.)				
	Raw	Pref. Add-On	4-9/16" Jamb Veneer Raw	4-13/16" Jamb Veneer Raw	5-1/4" Jamb Veneer Raw	6-9/16" Jamb Veneer Raw	Prefinish Add-On
Single Doors							
1/6 x 6/8	*Quick Ship						
2/0 x 6/8	*Quick Ship						
2/4 x 6/8	*Quick Ship						
2/6 x 6/8	\$384.13	\$109.04	\$433.87	\$446.01	\$449.03	\$464.17	\$125.31
2/8 x 6/8	\$423.87	\$109.04	\$473.61	\$485.75	\$488.78	\$503.91	\$125.31
3/0 x 6/8	\$423.87	\$109.04	\$473.61	\$485.75	\$488.78	\$503.91	\$125.31
Double Doors							
4/0 x 6/8	- - -	- - -	*Quick Ship				
5/0 x 6/8	- - -	- - -	\$834.25	\$848.82	\$852.46	\$870.62	\$237.22
5/4 x 6/8	- - -	- - -	\$913.73	\$928.30	\$931.94	\$950.11	\$237.22
6/0 x 6/8	- - -	- - -	\$913.73	\$928.30	\$931.94	\$950.11	\$237.22
<b>HINGE COLOR OPTIONS</b> (Std is US3/4 Brighter [Satin Brass]) Color Options: Bright Brass, Dull Chrome, Antique Brass, Antique Nickel, Satin Nickel, Oil Rubbed Bronze					<b>DOUBLE DOOR OPTIONS</b>		
					Std BB Hdwe, Maple Astragal		ADD
					1-3/8" Ball Catches (pair):		\$32.89
					Concealed Magnetic Catches (pr):		\$71.41
					T-Astragal & 2 flush bolts:		\$165.92
Single Prehung Doors			ADD:	\$6.72	T-Astragal & 1 flush bolt:		\$134.10
Double Prehung Doors			ADD:	\$13.44	Strike & Flush Bolt Color Options: SC, AB, SN, AN, ORB		

	1-3/8" 1-LITE SATIN GLASS PANTRY (MSZ)						
	*** IMPORTANT: When placing order, must specify which side of door "Pantry" is read (hinge or stop). ***						
	DOOR SLABS		PREHUNG DOORS w/Maple Veneer Jambs & Maple Colonial or Square Stops. (Casing NOT included.)				
Raw	Pref. Add-On	4-9/16" Jamb Veneer Raw	4-13/16" Jamb Veneer Raw	5-1/4" Jamb Veneer Raw	6-9/16" Jamb Veneer Raw	Pref. Add-On	
Single Doors							
2/0 x 6/8	\$514.24	\$109.04	\$563.97	\$576.11	\$579.14	\$594.28	\$125.31
2/4 x 6/8	\$537.10	\$109.04	\$586.84	\$598.97	\$602.00	\$617.14	\$125.31
2/6 x 6/8	\$548.52	\$109.04	\$598.26	\$610.40	\$613.43	\$628.56	\$125.31
2/8 x 6/8	*Quick Ship						
3/0 x 6/8	*Quick Ship						
Double Doors							
4/0 x 6/8	- - -	- - -	\$1,094.46	\$1,109.03	\$1,112.67	\$1,130.83	\$235.31
5/0 x 6/8	- - -	- - -	\$1,163.03	\$1,177.60	\$1,181.24	\$1,199.41	\$237.22
5/4 x 6/8	- - -	- - -	*Quick Ship				
6/0 x 6/8	- - -	- - -	*Quick Ship				
<b>HINGE COLOR OPTIONS</b> (Std is US3/4 Brighter [Satin Brass]) Color Options: Bright Brass, Dull Chrome, Antique Brass, Antique Nickel, Satin Nickel, Oil Rubbed Bronze					<b>DOUBLE DOOR OPTIONS</b>		
					Std BB Hdwe, Maple Astragal		ADD
					1-3/8" Ball Catches (pair):		\$32.89
					Concealed Magnetic Catches (pr):		\$71.41
					T-Astragal & 2 flush bolts:		\$165.92
Single Prehung Doors			ADD:	\$6.72	T-Astragal & 1 flush bolt:		\$134.10
Double Prehung Doors			ADD:	\$13.44	Strike & Flush Bolt Color Options: SC, AB, SN, AN, ORB		

\*Quick Ship—Badger Three to Four Week Ship Program. Add one Week for Pre-finishing.

**THIS PAGE LEFT BLANK.**

# POPLAR INTERIOR DOORS

Raised 6-Panel	(RSP)	IM-D-2
Raised 4-Panel	(RSO)	IM-D-3
Flat 5-Panel Equal	(RSQ5E)	IM-D-4
Flat 3-Panel C	(RSQ3C)	IM-D-5
Flat 2-Panel B	(RSQ2B)	IM-D-6
Round Top 2-Panel	(RS2R)	IM-D-7
TDL Flat Glass	(RST)	IM-D-8
Prairieview 9-Lite	(RSW)	IM-D-9
Full Lite Flat Glass	(RSA)	IM-D-9



**Prices and specifications are subject to change without notice.**



\*Quick Ship—Badger Three to Four Week Ship Program. Add one Week for Pre-finishing.



## POPLAR DOORS

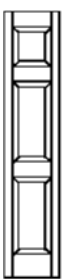
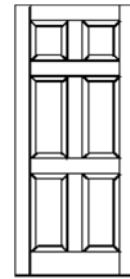
### 1-3/8" Raised 6-Panel

**Standard Hinge:** 3-1/2" Ball Bearing, US4 Brighter

#### FINISH OPTIONS:

**RAW:** (Unfinished).

**STAIN:** Core Colors, see our selection guide / options on pages IM-U-2 & 3, and for a wider color palette see our standard color fan-deck.



RSP

RBP

	DOOR SLABS		PREHUNG DOORS w/Poplar Veneer Jamb & Poplar Colonial or Square Stops. (Casing NOT included.)		
	Raw	Pref. Add-On	4-9/16" Jamb Veneer Raw	4-13/16" Jamb Veneer Raw	Pref. Add-On
<b>Single Doors</b>					
1/0 x 6/8			*Quick Ship		
1/3 x 6/8			*Quick Ship		
1/4 x 6/8			*Quick Ship		
1/6 x 6/8	\$212.79	\$87.35	\$254.48	\$267.05	\$103.62
1/8 x 6/8			*Quick Ship		
1/10 x 6/8			*Quick Ship		
2/0 x 6/8	\$215.87	\$87.35	\$257.57	\$270.13	\$103.62
2/2 x 6/8			*Quick Ship		
2/4 x 6/8	\$230.35	\$87.35	\$272.05	\$284.61	\$103.62
2/6 x 6/8	\$236.01	\$87.35	\$277.70	\$290.27	\$103.62
2/8 x 6/8	\$239.10	\$87.35	\$280.80	\$293.37	\$103.62
2/10 x 6/8			*Quick Ship		
3/0 x 6/8	\$247.92	\$87.35	\$289.61	\$302.18	\$103.62
<b>Double Doors</b>					
3/0 x 6/8	---	---	\$477.24	\$489.80	\$190.97
4/0 x 6/8	---	---	\$488.06	\$503.14	\$191.92
5/0 x 6/8	---	---	\$528.33	\$543.41	\$193.84
5/4 x 6/8	---	---	\$534.53	\$549.61	\$193.84
6/0 x 6/8	---	---	\$552.15	\$567.23	\$193.84
<b>Bifold Doors (w/1700 Track &amp; Hdwe):</b> <i>Note: Bifolds ship as boxed units with frames KD.</i>					
2/0 x 6/8	\$341.42	\$73.98	\$364.74	\$377.31	\$90.25
2/6 x 6/8	\$345.82	\$73.98	\$369.14	\$381.70	\$90.25
2/8 x 6/8			*Quick Ship		
3/0 x 6/8	\$363.74	\$73.98	\$387.06	\$399.63	\$90.25
<b>Bifold Double Doors</b>					
4/0 x 6/8	\$680.66	\$145.77	\$708.63	\$723.71	\$162.99
5/0 x 6/8	\$689.48	\$145.77	\$717.46	\$732.54	\$164.91
5/4 x 6/8			*Quick Ship		
6/0 x 6/8	\$725.41	\$145.77	\$753.38	\$768.46	\$164.91
<b>HINGE COLOR OPTIONS</b> (Std is US3/4 Brighter [Satin Brass]) [Hinge options are not available for bifold doors] Color Options: Bright Brass, Dull Chrome, Antique Brass, Antique Nickel, Satin Nickel, Oil Rubbed Bronze			<b>DOUBLE DOOR OPTIONS</b>		
			Std BB Hdwe, Poplar Astragal	ADD	
			1-3/8" Ball Catches (pair):	\$32.89	
			Concealed Magnetic Catches (pr):	\$71.41	
			T-Astragal & 2 flush bolts:	\$165.92	
Single Prehung Doors			ADD:	\$6.72	T-Astragal & 1 flush bolt: \$134.10
Double Prehung Doors			ADD:	\$13.44	Strike & Flush Bolt Color Options: SC, AB, SN, AN, ORB

\*Quick Ship—Badger Three to Four Week Ship Program. Add one Week for Pre-finishing.





## POPLAR DOORS

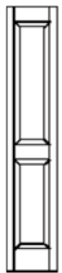
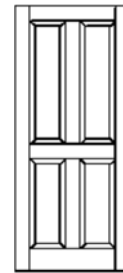
### 1-3/8" Raised 4-Panel

**Standard Hinge:** 3-1/2" Ball Bearing, US4 Brighter

**FINISH OPTIONS:**

**RAW:** (Unfinished).

**STAIN:** Core Colors, see our selection guide / options on pages IM-U-2 & 3, and for a wider color palette see our standard color fan-deck.



**RSO**

**RBO**

	DOOR SLABS		PREHUNG DOORS w/Poplar Veneer Jambs & Poplar Colonial or Square Stops. (Casing NOT included.)		
	Raw	Pref. Add-On	4-9/16" Jamb Veneer Raw	4-13/16" Jamb Veneer Raw	Pref. Add-On
<b>Single Doors</b>					
1/0 x 6/8			*Quick Ship		\$103.62
1/3 x 6/8			*Quick Ship		\$103.62
1/4 x 6/8			*Quick Ship		\$103.62
1/6 x 6/8	\$224.41	\$87.35	\$266.11	\$278.67	\$103.62
1/8 x 6/8			*Quick Ship		\$103.62
1/10 x 6/8			*Quick Ship		\$103.62
2/0 x 6/8	\$249.53	\$87.35	\$291.23	\$303.79	\$103.62
2/2 x 6/8			*Quick Ship		\$103.62
2/4 x 6/8	\$268.38	\$87.35	\$310.08	\$322.64	\$103.62
2/6 x 6/8	\$268.38	\$87.35	\$310.08	\$322.64	\$103.62
2/8 x 6/8	\$297.44	\$87.35	\$339.14	\$351.70	\$103.62
2/10 x 6/8			*Quick Ship		\$103.62
3/0 x 6/8	\$297.44	\$87.35	\$339.14	\$351.70	\$103.62
<b>Double Doors</b>					
3/0 x 6/8	- - -	- - -	\$500.49	\$513.05	\$190.97
4/0 x 6/8	- - -	- - -	\$555.38	\$570.46	\$191.92
5/0 x 6/8	- - -	- - -	\$593.08	\$608.16	\$193.84
5/4 x 6/8	- - -	- - -	\$651.20	\$666.28	\$193.84
6/0 x 6/8	- - -	- - -	\$651.20	\$666.28	\$193.84
<b>Bifold Doors (w/1700 Track &amp; Hdwe):</b> <i>Note: Bifolds ship as boxed units with frames KD.</i>					
2/0 x 6/8	\$329.75	\$73.98	\$353.07	\$365.64	\$90.25
2/6 x 6/8	\$373.71	\$73.98	\$397.03	\$409.59	\$90.25
2/8 x 6/8			*Quick Ship		\$90.25
3/0 x 6/8	\$413.48	\$73.98	\$436.80	\$449.36	\$90.25
<b>Bifold Double Doors</b>					
4/0 x 6/8	\$657.32	\$145.77	\$685.30	\$700.38	\$162.99
5/0 x 6/8	\$745.26	\$145.77	\$773.23	\$788.31	\$164.91
5/4 x 6/8			*Quick Ship		\$164.91
6/0 x 6/8	\$824.88	\$145.77	\$852.86	\$867.94	\$164.91
<b>HINGE COLOR OPTIONS</b> (Std is US3/4 Brighter [Satin Brass]) [Hinge options are not available for bifold doors] Color Options: Bright Brass, Dull Chrome, Antique Brass, Antique Nickel, Satin Nickel, Oil Rubbed Bronze			<b>DOUBLE DOOR OPTIONS</b>		
			Std BB Hdwe, Poplar Astragal	ADD	
			1-3/8" Ball Catches (pair):	\$32.89	
			Concealed Magnetic Catches (pr):	\$71.41	
			T-Astragal & 2 flush bolts:	\$165.92	
Single Prehung Doors			ADD:	\$6.72	T-Astragal & 1 flush bolt: \$134.10
Double Prehung Doors			ADD:	\$13.44	Strike & Flush Bolt Color Options: SC, AB, SN, AN, ORB

\*Quick Ship—Badger Three to Four Week Ship Program. Add one Week for Pre-finishing.



## POPLAR DOORS

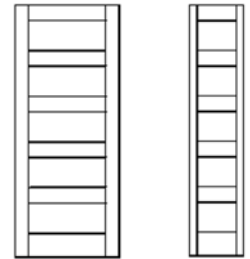
### 1-3/8" Shaker Flat 5-Panel

**Standard Hinge:** 3-1/2" Ball Bearing, US4 Brighter

**FINISH OPTIONS:**

**RAW:** (Unfinished).

**STAIN:** Core Colors, see our selection guide / options on pages IM-U-2 & 3, and for a wider color palette see our standard color fan-deck.



**RSQ5E**

**RBQ5E**

	DOOR SLABS		PREHUNG DOORS w/Poplar Veneer Jamb & Poplar Colonial or Square Stops. (Casing NOT included.)		
	Raw	Pref. Add-On	4-9/16" Jamb Veneer Raw	4-13/16" Jamb Veneer Raw	Pref. Add-On
<b>Single Doors</b>					
1/0 x 6/8			*Quick Ship		\$103.62
1/3 x 6/8			*Quick Ship		\$103.62
1/4 x 6/8			*Quick Ship		\$103.62
1/6 x 6/8	\$192.68	\$87.35	\$234.38	\$246.94	\$103.62
1/8 x 6/8			*Quick Ship		\$103.62
1/10 x 6/8			*Quick Ship		\$103.62
2/0 x 6/8	\$233.99	\$87.35	\$275.69	\$288.26	\$103.62
2/2 x 6/8			*Quick Ship		\$103.62
2/4 x 6/8	\$257.44	\$87.35	\$299.14	\$311.70	\$103.62
2/6 x 6/8	\$269.06	\$87.35	\$310.76	\$323.33	\$103.62
2/8 x 6/8	\$279.26	\$87.35	\$320.96	\$333.52	\$103.62
2/10 x 6/8			*Quick Ship		\$103.62
3/0 x 6/8	\$299.64	\$87.35	\$341.33	\$353.90	\$103.62
<b>Double Doors</b>					
3/0 x 6/8	- - -	- - -	\$437.03	\$449.59	\$190.97
4/0 x 6/8	- - -	- - -	\$524.30	\$539.38	\$191.92
5/0 x 6/8	- - -	- - -	\$594.45	\$609.53	\$193.84
5/4 x 6/8	- - -	- - -	\$614.84	\$629.92	\$193.84
6/0 x 6/8	- - -	- - -	\$655.59	\$670.67	\$193.84
<b>Bifold Doors (w/1700 Trk &amp; Hdwe) - Note: A bifold door ships as a boxed unit with frames KD.</b>					
2/0 x 6/8	\$387.20	\$73.98	\$410.52	\$423.09	\$90.25
2/6 x 6/8	\$422.09	\$73.98	\$445.41	\$457.97	\$90.25
2/8 x 6/8			*Quick Ship		\$90.25
3/0 x 6/8	\$459.26	\$73.98	\$482.58	\$495.14	\$90.25
<b>Bifold Double Doors</b>					
4/0 x 6/8	\$772.22	\$145.77	\$800.19	\$815.27	\$162.99
5/0 x 6/8	\$842.02	\$145.77	\$869.99	\$885.07	\$164.91
5/4 x 6/8			*Quick Ship		\$164.91
6/0 x 6/8	\$916.45	\$145.77	\$944.42	\$959.50	\$164.91
<b>HINGE COLOR OPTIONS</b> (Std is US3/4 Brighter [Satin Brass]) [Hinge options are not available for bifold doors] Color Options: Bright Brass, Dull Chrome, Antique Brass, Antique Nickel, Satin Nickel, Oil Rubbed Bronze			<b>DOUBLE DOOR OPTIONS</b>		
			Std BB Hdwe, Poplar Astragal	ADD	
			1-3/8" Ball Catches (pair):	\$32.89	
			Concealed Magnetic Catches (pr):	\$71.41	
			T-Astragal & 2 flush bolts:	\$165.92	
Single Prehung Doors			ADD:	\$6.72	T-Astragal & 1 flush bolt: \$134.10
Double Prehung Doors			ADD:	\$13.44	Strike & Flush Bolt Color Options: SC, AB, SN, AN, ORB

\*Quick Ship—Badger Three to Four Week Ship Program. Add one Week for Pre-finishing.



## POPLAR DOORS

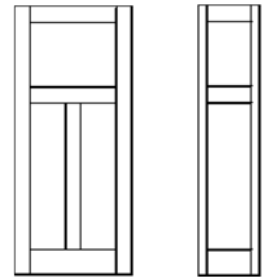
### 1-3/8" Shaker Flat 3-Panel

**Standard Hinge:** 3-1/2" Ball Bearing, US4 Brighter

**FINISH OPTIONS:**

**RAW:** (Unfinished).

**STAIN:** Core Colors, see our selection guide / options on pages IM-U-2 & 3, and for a wider color palette see our standard color fan-deck.



**RSQ3C**

**RBQ2C**

	DOOR SLABS		PREHUNG DOORS w/Poplar Veneer Jamb & Poplar Colonial or Square Stops. (Casing NOT included.)		
	Raw	Pref. Add-On	4-9/16" Jamb Veneer Raw	4-13/16" Jamb Veneer Raw	Pref. Add-On
<b>Single Doors</b>					
1/0 x 6/8			*Quick Ship		\$103.62
1/3 x 6/8			*Quick Ship		\$103.62
1/4 x 6/8	\$173.53	\$87.35	\$215.23	\$227.79	\$103.62
1/6 x 6/8	\$183.74	\$87.35	\$225.44	\$238.00	\$103.62
1/8 x 6/8			*Quick Ship		\$103.62
1/10 x 6/8			*Quick Ship		\$103.62
2/0 x 6/8	\$192.02	\$87.35	\$233.72	\$246.29	\$103.62
2/2 x 6/8			*Quick Ship		\$103.62
2/4 x 6/8	\$208.50	\$87.35	\$250.20	\$262.77	\$103.62
2/6 x 6/8	\$214.01	\$87.35	\$255.71	\$268.28	\$103.62
2/8 x 6/8	\$219.50	\$87.35	\$261.20	\$273.76	\$103.62
2/10 x 6/8			*Quick Ship		\$103.62
3/0 x 6/8	\$225.01	\$87.35	\$266.71	\$279.27	\$103.62
<b>Double Doors</b>					
3/0 x 6/8	- - -	- - -	\$419.15	\$431.71	\$190.97
4/0 x 6/8	- - -	- - -	\$440.37	\$455.45	\$191.92
5/0 x 6/8	- - -	- - -	\$484.35	\$499.43	\$193.84
5/4 x 6/8	- - -	- - -	\$495.32	\$510.40	\$193.84
6/0 x 6/8	- - -	- - -	\$506.34	\$521.42	\$193.84
<b>Bifold Doors (w/1700 Trk &amp; Hdwe) - Note: A bifold door ships as a boxed unit with frames KD.</b>					
2/0 x 6/8	\$272.31	\$73.98	\$295.62	\$308.19	\$90.25
2/6 x 6/8	\$281.83	\$73.98	\$305.15	\$317.72	\$90.25
2/8 x 6/8			*Quick Ship		\$90.25
3/0 x 6/8	\$292.23	\$73.98	\$315.55	\$328.11	\$90.25
<b>Bifold Double Doors</b>					
4/0 x 6/8	\$542.43	\$145.77	\$570.40	\$585.48	\$162.99
5/0 x 6/8	\$561.50	\$145.77	\$589.48	\$604.56	\$164.91
5/4 x 6/8			*Quick Ship		\$164.91
6/0 x 6/8	\$582.38	\$145.77	\$610.36	\$625.44	\$164.91
<b>HINGE COLOR OPTIONS</b> (Std is US3/4 Brighter [Satin Brass]) [Hinge options are not available for bifold doors] Color Options: Bright Brass, Dull Chrome, Antique Brass, Antique Nickel, Satin Nickel, Oil Rubbed Bronze			<b>DOUBLE DOOR OPTIONS</b>		
			Std BB Hdwe, Poplar Astragal		ADD
			1-3/8" Ball Catches (pair):		\$32.89
			Concealed Magnetic Catches (pr):		\$71.41
			T-Astragal & 2 flush bolts:		\$165.92
Single Prehung Doors		ADD:	\$6.72		T-Astragal & 1 flush bolt: \$134.10
Double Prehung Doors		ADD:	\$13.44		Strike & Flush Bolt Color Options: SC, AB, SN, AN, ORB

\*Quick Ship—Badger Three to Four Week Ship Program. Add one Week for Pre-finishing.



## POPLAR DOORS

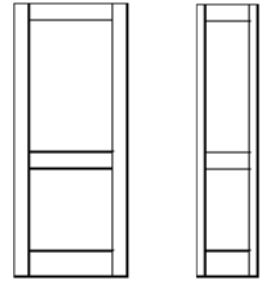
### 1-3/8" Shaker Flat 2-Panel

**Standard Hinge:** 3-1/2" Ball Bearing, US4 Brighter

**FINISH OPTIONS:**

**RAW:** (Unfinished).

**STAIN:** Core Colors, see our selection guide / options on pages IM-U-2 & 3, and for a wider color palette see our standard color fan-deck.



**RSQ2B**

**RBQ2B**

	DOOR SLABS		PREHUNG DOORS w/Poplar Veneer Jamb & Poplar Colonial or Square Stops. (Casing NOT included.)		
	Raw	Pref. Add-On	4-9/16" Jamb Veneer Raw	4-13/16" Jamb Veneer Raw	Pref. Add-On
<b>Single Doors</b>					
1/0 x 6/8			*Quick Ship		\$103.62
1/3 x 6/8			*Quick Ship		\$103.62
1/4 x 6/8			*Quick Ship		\$103.62
1/6 x 6/8	\$183.90	\$87.35	\$225.60	\$238.16	\$103.62
1/8 x 6/8			*Quick Ship		\$103.62
1/10 x 6/8			*Quick Ship		\$103.62
2/0 x 6/8	\$186.64	\$87.35	\$228.34	\$240.90	\$103.62
2/2 x 6/8			*Quick Ship		\$103.62
2/4 x 6/8	\$202.99	\$87.35	\$244.69	\$257.25	\$103.62
2/6 x 6/8	\$208.50	\$87.35	\$250.20	\$262.77	\$103.62
2/8 x 6/8	\$214.01	\$87.35	\$255.71	\$268.28	\$103.62
2/10 x 6/8			*Quick Ship		\$103.62
3/0 x 6/8	\$219.50	\$87.35	\$261.20	\$273.76	\$103.62
<b>Double Doors</b>					
3/0 x 6/8	---	---	\$419.46	\$432.03	\$190.97
4/0 x 6/8	---	---	\$429.60	\$444.68	\$191.92
5/0 x 6/8	---	---	\$473.32	\$488.40	\$193.84
5/4 x 6/8	---	---	\$484.35	\$499.43	\$193.84
6/0 x 6/8	---	---	\$495.32	\$510.40	\$193.84
<b>Bifold Doors (w/1700 Trk &amp; Hdwe) - Note: A bifold door ships as a boxed unit with frames KD.</b>					
2/0 x 6/8	\$266.64	\$73.98	\$289.96	\$302.52	\$90.25
2/6 x 6/8	\$274.53	\$73.98	\$297.85	\$310.42	\$90.25
2/8 x 6/8			*Quick Ship		\$90.25
3/0 x 6/8	\$287.53	\$73.98	\$310.85	\$323.41	\$90.25
<b>Bifold Double Doors</b>					
4/0 x 6/8	\$531.09	\$145.77	\$559.06	\$574.14	\$162.99
5/0 x 6/8	\$546.91	\$145.77	\$574.88	\$589.96	\$164.91
5/4 x 6/8			*Quick Ship		\$164.91
6/0 x 6/8	\$572.99	\$145.77	\$600.96	\$616.04	\$164.91
<b>HINGE COLOR OPTIONS</b> (Std is US3/4 Brighter [Satin Brass]) [Hinge options are not available for bifold doors] Color Options: Bright Brass, Dull Chrome, Antique Brass, Antique Nickel, Satin Nickel, Oil Rubbed Bronze			<b>DOUBLE DOOR OPTIONS</b>		
			Std BB Hdwe, Poplar Astragal		ADD
			1-3/8" Ball Catches (pair):		\$32.89
			Concealed Magnetic Catches (pr):		\$71.41
			T-Astragal & 2 flush bolts:		\$165.92
Single Prehung Doors			ADD:	\$6.72	T-Astragal & 1 flush bolt: \$134.10
Double Prehung Doors			ADD:	\$13.44	Strike & Flush Bolt Color Options: SC, AB, SN, AN, ORB

\*Quick Ship—Badger Three to Four Week Ship Program. Add one Week for Pre-finishing.



## POPLAR DOORS

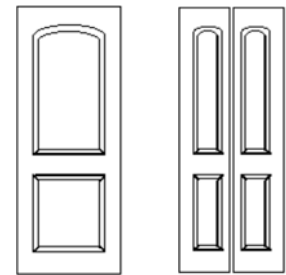
### 1-3/8" Round Top 2-Panel

**Standard Hinge:** 3-1/2" Ball Bearing, US4 Brighter

**FINISH OPTIONS:**

**RAW:** (Unfinished).

**STAIN:** Core Colors, see our selection guide / options on pages IM-U-2 & 3, and for a wider color palette see our standard color fan-deck.



**RS2R**

**RB2R**

	DOOR SLABS		PREHUNG DOORS w/Poplar Veneer Jamb & Poplar Colonial or Square Stops. (Casing NOT included.)		
	Raw	Pref. Add-On	4-9/16" Jamb Veneer Raw	4-13/16" Jamb Veneer Raw	Pref. Add-On
<b>Single Doors</b>					
1/0 x 6/8			*Quick Ship		\$103.62
1/3 x 6/8			*Quick Ship		\$103.62
1/4 x 6/8			*Quick Ship		\$103.62
1/6 x 6/8	\$207.13	\$87.35	\$248.83	\$261.40	\$103.62
1/8 x 6/8			*Quick Ship		\$103.62
1/10 x 6/8			*Quick Ship		\$103.62
2/0 x 6/8	\$209.69	\$87.35	\$251.39	\$263.95	\$103.62
2/2 x 6/8			*Quick Ship		\$103.62
2/4 x 6/8	\$215.13	\$87.35	\$256.83	\$269.39	\$103.62
2/6 x 6/8	\$220.51	\$87.35	\$262.21	\$274.78	\$103.62
2/8 x 6/8	\$225.90	\$87.35	\$267.59	\$280.16	\$103.62
2/10 x 6/8			*Quick Ship		\$103.62
3/0 x 6/8	\$252.94	\$87.35	\$294.64	\$307.21	\$103.62
<b>Double Doors</b>					
3/0 x 6/8	---	---	\$465.93	\$478.49	\$190.97
4/0 x 6/8	---	---	\$475.70	\$490.78	\$191.92
5/0 x 6/8	---	---	\$497.34	\$512.42	\$193.84
5/4 x 6/8	---	---	\$508.11	\$523.19	\$193.84
6/0 x 6/8	---	---	\$562.20	\$577.28	\$193.84
<b>Bifold Doors (w/1700 Trk &amp; Hdwe) - Note: A bifold door ships as a boxed unit with frames KD.</b>					
2/0 x 6/8	\$301.99	\$73.98	\$325.31	\$337.88	\$90.25
2/6 x 6/8	\$334.77	\$73.98	\$358.09	\$370.65	\$90.25
2/8 x 6/8			*Quick Ship		\$90.25
3/0 x 6/8	\$365.24	\$73.98	\$388.56	\$401.13	\$90.25
<b>Bifold Double Doors</b>					
4/0 x 6/8	\$601.80	\$145.77	\$629.78	\$644.86	\$162.99
5/0 x 6/8	\$667.38	\$145.77	\$695.35	\$710.43	\$164.91
5/4 x 6/8			*Quick Ship		\$164.91
6/0 x 6/8	\$728.41	\$145.77	\$756.38	\$771.46	\$164.91
<b>HINGE COLOR OPTIONS</b> (Std is US3/4 Brighter [Satin Brass]) [Hinge options are not available for bifold doors] Color Options: Bright Brass, Dull Chrome, Antique Brass, Antique Nickel, Satin Nickel, Oil Rubbed Bronze			<b>DOUBLE DOOR OPTIONS</b>		
			Std BB Hdwe, Poplar Astragal	ADD	
			1-3/8" Ball Catches (pair):	\$32.89	
			Concealed Magnetic Catches (pr):	\$71.41	
			T-Astragal & 2 flush bolts:	\$165.92	
Single Prehung Doors			ADD:	\$6.72	T-Astragal & 1 flush bolt: \$134.10
Double Prehung Doors			ADD:	\$13.44	Strike & Flush Bolt Color Options: SC, AB, SN, AN, ORB


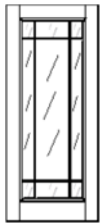
\*Quick Ship—Badger Three to Four Week Ship Program. Add one Week for Pre-finishing.

## POPLAR LITED DOORS

**Standard Hinge:** 3-1/2" Ball Bearing, US3/4 Brighter

**See Our Wide Selection of Finish Options on Catalog Pages IM-U-2-3.**

**DOOR SLABS & PREHUNG DOORS - 6'8"**

	<b>1-3/8" TDL FLAT GLASS (RST)</b>				
	<b>DOOR SLABS</b>		<b>PREHUNG DOORS</b> w/Poplar Veneer Jambs & Poplar Colonial or Square Stops. (Casing NOT included.)		
	<b>Raw</b>	<b>Pref. Add-On</b>	<b>4-9/16" Jamb Veneer Raw</b>	<b>4-13/16" Jamb Veneer Raw</b>	<b>Pref. Add-On</b>
<b>Single Doors</b>					
2/0 x 6/8 (10L)	\$308.42	\$109.04	\$350.12	\$362.68	\$125.31
2/6 x 6/8 (15L)	\$320.74	\$109.04	\$362.44	\$375.01	\$125.31
2/8 x 6/8 (15L)	\$431.78	\$109.04	\$473.48	\$486.05	\$125.31
3/0 x 6/8 (15L)	\$345.42	\$109.04	\$387.12	\$399.68	\$125.31
<b>Double Doors</b>					
4/0 x 6/8 (10L)	- - -	- - -	\$673.16	\$688.24	\$235.31
5/0 x 6/8 (15L)	- - -	- - -	\$697.81	\$712.89	\$237.22
5/4 x 6/8 (15L)	- - -	- - -	\$919.89	\$934.97	\$237.22
6/0 x 6/8 (15L)	- - -	- - -	\$747.16	\$762.24	\$237.22
	<b>1-3/8" PRAIRIEVIEW TDL GLASS (RSW)</b>				
	<b>DOOR SLABS</b>		<b>PREHUNG DOORS</b> w/Poplar Veneer Jambs & Poplar Colonial or Square Stops. (Casing NOT included.)		
	<b>Raw</b>	<b>Pref. Add-On</b>	<b>4-9/16" Jamb Veneer Raw</b>	<b>4-13/16" Jamb Veneer Raw</b>	<b>Pref. Add-On</b>
<b>Single Doors</b>					
2/0 x 6/8	\$308.42	\$109.04	\$350.12	\$362.68	\$125.31
2/6 x 6/8	\$320.74	\$109.04	\$362.44	\$375.01	\$125.31
2/8 x 6/8	\$616.82	\$109.04	\$658.52	\$671.09	\$125.31
3/0 x 6/8	\$345.42	\$109.04	\$387.12	\$399.68	\$125.31
<b>Double Doors</b>					
4/0 x 6/8	- - -	- - -	\$673.16	\$688.24	\$235.31
5/0 x 6/8	- - -	- - -	\$697.81	\$712.89	\$237.22
5/4 x 6/8	- - -	- - -	\$1,289.97	\$1,305.05	\$237.22
6/0 x 6/8	- - -	- - -	\$747.16	\$762.24	\$237.22
<b>HINGE COLOR OPTIONS</b> (Std is US3/4 Brighter [Satin Brass]) Color Options: Bright Brass, Dull Chrome, Antique Brass, Antique Nickel, Satin Nickel, Oil Rubbed Bronze				<b>DOUBLE DOOR OPTIONS</b>	
				Std BB Hdwe, Poplar Astragal	ADD
				1-3/8" Ball Catches (pair):	\$32.89
				Concealed Magnetic Catches (pr):	\$71.41
				T-Astragal & 2 flush bolts:	\$165.92
Single Prehung Doors		ADD:	\$6.72	T-Astragal & 1 flush bolt:	\$134.10
Double Prehung Doors		ADD:	\$13.44	Strike & Flush Bolt Color Options: SC, AB, SN, AN, ORB	


\*Quick Ship—Badger Three to Four Week Ship Program. Add one Week for Pre-finishing.

## POPLAR LITED DOORS

**Standard Hinge:** 3-1/2" Ball Bearing, US3/4 Brighter

**See Our Wide Selection of Finish Options on Catalog Pages IM-U-2-3.**

***DOOR SLABS & PREHUNG DOORS - 6'8"***

	<b>1-3/8" FULL LITE FLAT GLASS (RSA)</b>				
	<b>DOOR SLABS</b>		<b>PREHUNG DOORS</b> w/Poplar Veneer Jambs & Poplar Colonial or Square Stops. (Casing NOT included.)		
	<b>Raw</b>	<b>Pref. Add-On</b>	<b>4-9/16" Jamb Veneer Raw</b>	<b>4-13/16" Jamb Veneer Raw</b>	<b>Pref. Add-On</b>
<b>Single Doors</b>					
2/0 x 6/8	\$251.41	\$109.04	\$293.11	\$305.68	\$125.31
2/6 x 6/8	\$308.55	\$109.04	\$350.25	\$362.81	\$125.31
3/0 x 6/8	\$319.97	\$109.04	\$361.67	\$374.24	\$125.31
<b>Double Doors</b>					
4/0 x 6/8	---	---	\$559.15	\$574.23	\$235.31
5/0 x 6/8	---	---	\$673.42	\$688.50	\$237.22
6/0 x 6/8	---	---	\$696.26	\$711.34	\$237.22
<b>HINGE COLOR OPTIONS</b> (Std is US3/4 Brighter [Satin Brass]) Color Options: Bright Brass, Dull Chrome, Antique Brass, Antique Nickel, Satin Nickel, Oil Rubbed Bronze				<b>DOUBLE DOOR OPTIONS</b>	
				Std BB Hdwe, Poplar Astragal	ADD
				1-3/8" Ball Catches (pair):	\$32.89
				Concealed Magnetic Catches (pr):	\$71.41
				T-Astragal & 2 flush bolts:	\$165.92
Single Prehung Doors		ADD:	\$6.72	T-Astragal & 1 flush bolt:	\$134.10
Double Prehung Doors		ADD:	\$13.44	Strike & Flush Bolt Color Options: SC, AB, SN, AN, ORB	



**THIS PAGE LEFT BLANK.**

# PINE INTERIOR DOORS

Description	Badger Door Code	Page
Double Hip 6-Panel - Radiata	(PSP)	IM-E-2
Louver (Full)	(PSLF)	IM-E-3
Louver/Panel	(PSL1P)	IM-E-4
TDL Flat Glass	(PST)	IM-E-5
V-Groove Glass	(PSD)	IM-E-5
Prairieview 9-Lite	(PSW)	IM-E-6
Pantry 1-Lite Satin Glass	(PSZ)	IM-E-6



**Prices and specifications are subject to change without notice.**



\*Quick Ship—Badger Three to Four Week Ship Program. Add one Week for Pre-finishing.

## RADIATA PINE DOORS

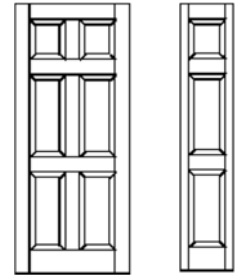
### 1-3/8" Double Hip 6-Panel

**Standard Hinge:** 3-1/2" Ball Bearing, US4 Brighter

**FINISH OPTIONS:**

**RAW:** (Unfinished).

**STAIN:** Core Colors, see our selection guide / options on pages IM-U-2 & 3, and for a wider color palette see our standard color fan-deck.



**PSP**

**PBP**

	DOOR SLABS		PREHUNG DOORS w/Pine Veneer Jambs & Pine Colonial Stops. (Casing NOT included.)				
	Raw	Pref. Add-On	4-9/16" Jamb Veneer Raw	4-13/16" Jamb Veneer Raw	5-1/4" Jamb Veneer Raw	6-9/16" Jamb Veneer Raw	Pref. Add-On
Single Doors							
1/0 x 6/8	*Quick Ship						
1/3 x 6/8	*Quick Ship						
1/4 x 6/8	*Quick Ship						
1/6 x 6/8	\$127.31	\$87.35	\$168.43	\$178.11	\$187.04	\$204.42	\$103.62
1/8 x 6/8	*Quick Ship						
1/10 x 6/8	*Quick Ship						
2/0 x 6/8	\$134.57	\$87.35	\$175.70	\$185.38	\$194.31	\$211.69	\$103.62
2/2 x 6/8	*Quick Ship						
2/4 x 6/8	\$141.13	\$87.35	\$182.26	\$191.94	\$200.86	\$218.24	\$103.62
2/6 x 6/8	\$146.36	\$87.35	\$187.48	\$197.16	\$206.09	\$223.47	\$103.62
2/8 x 6/8	\$154.91	\$87.35	\$196.04	\$205.72	\$214.64	\$232.02	\$103.62
2/10 x 6/8	*Quick Ship						
3/0 x 6/8	\$162.11	\$87.35	\$203.23	\$212.91	\$221.84	\$239.22	\$103.62
Double Doors							
3/0 x 6/8	- - -	- - -	\$305.04	\$314.72	\$323.64	\$341.02	\$190.97
4/0 x 6/8	- - -	- - -	\$324.81	\$336.42	\$347.13	\$368.00	\$191.92
5/0 x 6/8	- - -	- - -	\$348.37	\$359.98	\$370.69	\$391.56	\$193.84
5/4 x 6/8	- - -	- - -	\$365.48	\$377.09	\$387.80	\$408.67	\$193.84
6/0 x 6/8	- - -	- - -	\$379.88	\$391.49	\$402.20	\$423.06	\$193.84
Bifold Doors (w/1700 Track & Hdwe):    Note: Bifolds ship as boxed units with frames KD.							
2/0 x 6/8	\$218.74	\$73.98	\$244.94	\$254.63	\$263.55	\$280.93	\$90.25
2/6 x 6/8	\$248.53	\$73.98	\$274.73	\$284.41	\$293.34	\$310.72	\$90.25
3/0 x 6/8	\$287.93	\$73.98	\$314.13	\$323.81	\$332.74	\$350.12	\$90.25
Bifold Double Doors							
4/0 x 6/8	\$435.30	\$145.77	\$466.74	\$478.35	\$489.06	\$509.92	\$162.99
5/0 x 6/8	\$494.90	\$145.77	\$526.35	\$537.96	\$548.67	\$569.53	\$164.91
6/0 x 6/8	\$573.78	\$145.77	\$605.23	\$616.84	\$627.55	\$648.41	\$164.91
HINGE COLOR OPTIONS (Std is US3/4 Brighter [Satin Brass]) [Hinge options are not available for bifold doors] Color Options: Bright Brass, Dull Chrome, Antique Brass, Antique Nickel, Satin Nickel, Oil Rubbed Bronze					DOUBLE DOOR OPTIONS		
					Std BB Hdwe, Pine Astragal		ADD
					1-3/8" Ball Catches (pair):		\$32.89
					Concealed Magnetic Catches (pr):		\$71.41
					T-Astragal & 2 flush bolts:		\$132.24
Single Prehung Doors			ADD:	\$6.72	T-Astragal & 1 flush bolt:		
Double Prehung Doors			ADD:	\$13.44	Strike & Flush Bolt Color Options: SC, AB, SN, AN, ORB		

\*Quick Ship—Badger Three to Four Week Ship Program. Add one Week for Pre-finishing.

## PINE DOORS


### 1-3/8" Full Louver

**Standard Hinge:** 3-1/2" Ball Bearing, US4 Brighter

**FINISH OPTIONS:**

**RAW:** (Unfinished).

**STAIN:** Core Colors, see our selection guide / options on pages IM-U-2 & 3, and for a wider color palette see our standard color fan-deck.



**PSLF**

**PBLF**

>>IMPORTANT<<  
Must specify which side louvers face down, stop or hinge side.

	DOOR SLABS		PREHUNG DOORS w/Pine Veneer Jambs & Pine Colonial Stops. (Casing NOT included.)				
	Raw	Pref. Add-On	4-9/16" Jamb Veneer Raw	4-13/16" Jamb Veneer Raw	5-1/4" Jamb Veneer Raw	6-9/16" Jamb Veneer Raw	Pref. Add-On
<b>Single Doors</b>							
1/0 x 6/8							*Quick Ship
1/3 x 6/8							*Quick Ship
1/4 x 6/8							*Quick Ship
1/6 x 6/8							*Quick Ship
1/8 x 6/8							*Quick Ship
1/10 x 6/8							*Quick Ship
2/0 x 6/8	\$194.27	\$109.04	\$235.39	\$245.07	\$254.00	\$271.38	\$125.31
2/2 x 6/8							*Quick Ship
2/4 x 6/8							*Quick Ship
2/6 x 6/8	\$239.98	\$109.04	\$281.10	\$290.78	\$299.71	\$317.09	\$125.31
2/8 x 6/8	\$251.41	\$109.04	\$292.54	\$302.22	\$311.15	\$328.53	\$125.31
2/10 x 6/8							*Quick Ship
3/0 x 6/8	\$262.84	\$109.04	\$303.96	\$313.65	\$322.57	\$339.95	\$125.31
<b>Double Doors</b>							
3/0 x 6/8	---	---					*Quick Ship
4/0 x 6/8	---	---	\$444.19	\$455.80	\$466.51	\$487.38	\$235.31
5/0 x 6/8	---	---	\$535.61	\$547.22	\$557.93	\$578.80	\$237.22
5/4 x 6/8	---	---	\$558.49	\$570.10	\$580.81	\$601.67	\$237.22
6/0 x 6/8	---	---	\$581.34	\$592.95	\$603.66	\$624.52	\$237.22
<b>Bifold Doors (1-1/8") (w/1825 Track &amp; Hdwe):</b> NOTE: Pine Louver/Panel Bifold Doors are 1-1/8" Thick							
2/0 x 6/8	\$167.80	\$135.76	\$194.01	\$203.69	\$212.61	\$229.99	\$152.02
2/6 x 6/8	\$175.70	\$135.76	\$201.90	\$211.59	\$220.51	\$237.89	\$152.02
3/0 x 6/8	\$186.00	\$135.76	\$212.20	\$221.88	\$230.81	\$248.19	\$152.02
<b>Bifold Double Doors (1-1/8")</b>							
4/0 x 6/8	\$334.99	\$269.29	\$366.44	\$378.05	\$388.76	\$409.62	\$286.51
5/0 x 6/8	\$351.80	\$269.29	\$383.25	\$394.86	\$405.57	\$426.43	\$288.43
6/0 x 6/8	\$372.69	\$269.29	\$404.14	\$415.75	\$426.46	\$447.32	\$288.43
<b>HINGE COLOR OPTIONS</b> (Std is US3/4 Brighter [Satin Brass]) [Hinge options are not available for bifold doors] Color Options: Bright Brass, Dull Chrome, Antique Brass, Antique Nickel, Satin Nickel, Oil Rubbed Bronze				<b>DOUBLE DOOR OPTIONS</b>			
				Std BB Hdwe, Pine Astragal		ADD	
				1-3/8" Ball Catches (pair):		\$32.89	
				Concealed Magnetic Catches (pr):		\$71.41	
				T-Astragal & 2 flush bolts:		\$132.24	
Single Prehung Doors			ADD:	\$6.72		T-Astragal & 1 flush bolt:	\$100.42
Double Prehung Doors			ADD:	\$13.44		Strike & Flush Bolt Color Options: SC, AB, SN, AN, ORB	

\*Quick Ship—Badger Three to Four Week Ship Program. Add one Week for Pre-finishing.

## PINE DOORS

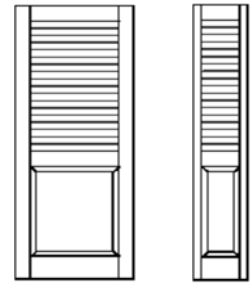
### 1-3/8" Louver / Panel

**Standard Hinge:** 3-1/2" Ball Bearing, US4 Brighter

**FINISH OPTIONS:**

**RAW:** (Unfinished).

**STAIN:** Core Colors, see our selection guide / options on pages IM-U-2 & 3, and for a wider color palette see our standard color fan-deck.



**PSL1P**

**PBL1P**

>>IMPORTANT<<  
 Must specify which side louvers face down, stop or hinge side.

	DOOR SLABS		PREHUNG DOORS w/Pine Veneer Jambs & Pine Colonial Stops. (Casing NOT included.)				
	Raw	Pref. Add-On	4-9/16" Jamb Veneer Raw	4-13/16" Jamb Veneer Raw	5-1/4" Jamb Veneer Raw	6-9/16" Jamb Veneer Raw	Pref. Add-On
<b>Single Doors</b>							
1/0 x 6/8							*Call for Options
1/3 x 6/8							*Call for Options
1/4 x 6/8							*Call for Options
1/6 x 6/8							*Call for Options
1/8 x 6/8							*Call for Options
1/10 x 6/8							*Call for Options
2/0 x 6/8							*Call for Options
2/2 x 6/8							*Call for Options
2/4 x 6/8							*Call for Options
2/6 x 6/8							*Call for Options
2/8 x 6/8							*Call for Options
2/10 x 6/8							*Call for Options
3/0 x 6/8							*Call for Options
<b>Double Doors</b>							
3/0 x 6/8	---	---					*Call for Options
4/0 x 6/8	---	---					*Call for Options
5/0 x 6/8	---	---					*Call for Options
5/4 x 6/8	---	---					*Call for Options
6/0 x 6/8	---	---					*Call for Options
<b>Bifold Doors (1-1/8") (w/1825 Track &amp; Hdwe):</b> NOTE: Pine Louver/Panel Bifold Doors are 1-1/8" Thick							
2/0 x 6/8	\$187.47	\$135.76	\$213.67	\$223.35	\$232.28	\$249.66	\$152.02
2/6 x 6/8	\$198.23	\$135.76	\$224.44	\$234.12	\$243.05	\$260.42	\$152.02
3/0 x 6/8	\$210.33	\$135.76	\$236.53	\$246.22	\$255.14	\$272.52	\$152.02
<b>Bifold Double Doors (1-1/8")</b>							
4/0 x 6/8	\$374.32	\$269.29	\$405.77	\$417.38	\$428.09	\$448.95	\$286.51
5/0 x 6/8	\$396.87	\$269.29	\$428.31	\$439.92	\$450.63	\$471.50	\$288.43
6/0 x 6/8	\$421.36	\$269.29	\$452.80	\$464.41	\$475.12	\$495.99	\$288.43
<b>HINGE COLOR OPTIONS</b> (Std is US3/4 Brighter [Satin Brass]) [Hinge options are not available for bifold doors] Color Options: Bright Brass, Dull Chrome, Antique Brass, Antique Nickel, Satin Nickel, Oil Rubbed Bronze				<b>DOUBLE DOOR OPTIONS</b>			
				Std BB Hdwe, Pine Astragal		ADD	
				1-3/8" Ball Catches (pair):		\$32.89	
				Concealed Magnetic Catches (pr):		\$71.41	
				T-Astragal & 2 flush bolts:		\$132.24	
Single Prehung Doors			ADD:	\$6.72	T-Astragal & 1 flush bolt:		\$100.42
Double Prehung Doors			ADD:	\$13.44	Strike & Flush Bolt Color Options: SC, AB, SN, AN, ORB		



\*Quick Ship—Badger Three to Four Week Ship Program. Add one Week for Pre-finishing.

## PINE LITED DOORS

**Standard Hinge:** 3-1/2" Ball Bearing, US3/4 Brighter

**See Our Wide Selection of Finish Options on Catalog Pages IM-U-2-3.**

**DOOR SLABS & PREHUNG DOORS - 6'8"**

	1-3/8" TDL FLAT GLASS (PST)						
	DOOR SLABS		PREHUNG DOORS w/Pine Veneer Jambs & Pine Colonial Stops. (Casing NOT included.)				
	Raw	Pref. Add-On	4-9/16" Jamb Veneer Raw	4-13/16" Jamb Veneer Raw	5-1/4" Jamb Veneer Raw	6-9/16" Jamb Veneer Raw	Pref. Add-On
Single Doors							
2/0 x 6/8 (10L)	\$259.07	\$109.04	\$300.19	\$309.88	\$318.80	\$336.18	\$125.31
2/6 x 6/8 (15L)	\$271.41	\$109.04	\$312.53	\$322.21	\$331.14	\$348.52	\$125.31
2/8 x 6/8 (15L)	\$283.74	\$109.04	\$324.87	\$334.55	\$343.48	\$360.86	\$125.31
3/0 x 6/8 (15L)	\$301.01	\$109.04	\$342.13	\$351.82	\$360.74	\$378.12	\$125.31
Double Doors							
4/0 x 6/8 (10L)	- - -	- - -	\$573.80	\$585.41	\$596.12	\$616.98	\$235.31
5/0 x 6/8 (15L)	- - -	- - -	\$598.47	\$610.08	\$620.79	\$641.66	\$237.22
5/4 x 6/8 (15L)	- - -	- - -	\$623.15	\$634.76	\$645.47	\$666.33	\$237.22
6/0 x 6/8 (15L)	- - -	- - -	\$657.68	\$669.29	\$680.00	\$700.86	\$237.22
	1-3/8" V-GROOVE GLASS (PSD) *** Must specify V-Groove to hinge pin or stop side. ***						
	DOOR SLABS		PREHUNG DOORS w/Pine Veneer Jambs & Pine Colonial Stops. (Casing NOT included.)				
	Raw	Pref. Add-On	4-9/16" Jamb Veneer Raw	4-13/16" Jamb Veneer Raw	5-1/4" Jamb Veneer Raw	6-9/16" Jamb Veneer Raw	Pref. Add-On
Single Doors							
2/0 x 6/8	*Quick Ship						
2/6 x 6/8	\$502.81	\$109.04	\$543.94	\$553.62	\$562.55	\$579.93	\$125.31
2/8 x 6/8	*Quick Ship						
3/0 x 6/8	*Quick Ship						
Double Doors							
4/0 x 6/8	- - -	- - -	*Quick Ship				
5/0 x 6/8	- - -	- - -	\$1,061.29	\$1,072.90	\$1,083.61	\$1,104.47	\$237.22
5/4 x 6/8	- - -	- - -	*Quick Ship				
6/0 x 6/8	- - -	- - -	*Quick Ship				
HINGE COLOR OPTIONS (Std is US3/4 Brighter [Satin Brass]) Color Options: Bright Brass, Dull Chrome, Antique Brass, Antique Nickel, Satin Nickel, Oil Rubbed Bronze					DOUBLE DOOR OPTIONS		
					Std BB Hdwe, PINE Astragal		ADD
					1-3/8" Ball Catches (pair):		\$32.89
					Concealed Magnetic Catches (pr):		\$71.41
					T-Astragal & 2 flush bolts:		\$132.24
Single Prehung Doors			ADD:	\$6.72	T-Astragal & 1 flush bolt:		
Double Prehung Doors			ADD:	\$13.44	Strike & Flush Bolt Color Options: SC, AB, SN, AN, ORB		

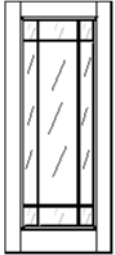
\*Quick Ship—Badger Three to Four Week Ship Program. Add one Week for Pre-finishing.

## PINE LITED DOORS

**Standard Hinge:** 3-1/2" Ball Bearing, US3/4 Brighter

**See Our Wide Selection of Finish Options on Catalog Pages IM-U-2-3.**

**DOOR SLABS & PREHUNG DOORS - 6'8"**



### 1-3/8" PRAIRIEVIEW TDL GLASS (PSW)

#### DOOR SLABS

#### PREHUNG DOORS w/Pine Veneer Jambs & Pine Colonial Stops. (Casing NOT included.)

Raw	Pref. Add-On	4-9/16" Jamb Veneer Raw	4-13/16" Jamb Veneer Raw	5-1/4" Jamb Veneer Raw	6-9/16" Jamb Veneer Raw	Pref. Add-On
-----	-----------------	----------------------------	-----------------------------	---------------------------	----------------------------	-----------------

#### Single Doors

2/0 x 6/8	*Quick Ship					
2/6 x 6/8	\$579.81	\$109.04	\$620.94	\$630.62	\$639.54	\$656.92
2/8 x 6/8	*Quick Ship					
3/0 x 6/8	\$629.16	\$109.04	\$670.29	\$679.97	\$688.90	\$706.27

#### Double Doors

4/0 x 6/8	---	---	*Quick Ship			
5/0 x 6/8	---	---	\$1,215.29	\$1,226.89	\$1,237.60	\$1,258.47
5/4 x 6/8	---	---	*Quick Ship			
6/0 x 6/8	---	---	\$1,313.99	\$1,325.60	\$1,336.31	\$1,357.17



### 1-3/8" 1-LITE SATIN GLASS PANTRY (PSZ)

\*\*\* IMPORTANT: When placing order, must specify which side of door "Pantry" is read (hinge or stop). \*\*\*

#### DOOR SLABS

#### PREHUNG DOORS w/Pine Veneer Jambs & Pine Colonial Stops. (Casing NOT included.)

Raw	Pref. Add-On	4-9/16" Jamb Veneer Raw	4-13/16" Jamb Veneer Raw	5-1/4" Jamb Veneer Raw	6-9/16" Jamb Veneer Raw	Pref. Add-On
-----	-----------------	----------------------------	-----------------------------	---------------------------	----------------------------	-----------------

#### Single Doors

2/0 x 6/8	\$518.14	\$109.04	\$559.26	\$568.94	\$577.87	\$595.25
2/4 x 6/8	*Quick Ship					
2/6 x 6/8	\$542.81	\$109.04	\$583.94	\$593.62	\$602.54	\$619.92
2/8 x 6/8	*Quick Ship					
3/0 x 6/8	\$567.47	\$109.04	\$608.60	\$618.28	\$627.21	\$644.58

#### Double Doors

4/0 x 6/8	---	---	\$1,091.93	\$1,103.54	\$1,114.25	\$1,135.12
5/0 x 6/8	---	---	\$1,141.29	\$1,152.90	\$1,163.61	\$1,184.47
5/4 x 6/8	---	---	*Quick Ship			
6/0 x 6/8	---	---	\$1,190.61	\$1,202.22	\$1,212.93	\$1,233.79

#### HINGE COLOR OPTIONS (Std is US3/4 Brighter [Satin Brass])

Color Options: Bright Brass, Dull Chrome, Antique Brass,  
Antique Nickel, Satin Nickel, Oil Rubbed Bronze

#### DOUBLE DOOR OPTIONS

Std BB Hdwe, Pine Astragal	ADD
1-3/8" Ball Catches (pair):	\$32.89
Concealed Magnetic Catches (pr):	\$71.41
T-Astragal & 2 flush bolts:	\$132.24
T-Astragal & 1 flush bolt:	\$100.42

Single Prehung Doors

ADD:

\$6.72

Double Prehung Doors

ADD:

\$13.44

Strike & Flush Bolt Color Options:  
SC, AB, SN, AN, ORB

\*Quick Ship—Badger Three to Four Week Ship Program. Add one Week for Pre-finishing.



# KNOTTY PINE INTERIOR DOORS

Description	Badger Door Code	Page
Commodity Raised 6-Panel	(KP6P)	IM-F-2
Commodity 2-Panel V-Grooved	(KP2PAV)	IM-F-3
Commodity Flat Shaker 3-Panel	(KP3C)	IM-F-4



**Prices and specifications are subject to change without notice.**

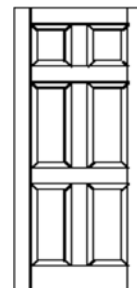


## KNOTTY PINE COMMODITY DOORS

### 1-3/8" RAISED 6-PANEL

**Standard Hinge:** 3-1/2" Ball Bearing, US4 Brighter  
**FINISH OPTIONS:**

**RAW:** (Unfinished). **STAIN:** Core Colors, see our selection guide /options on pages IM-U-2 & 3, and for a wider color pallet see our standard color fan-deck.



**KP6P**

	DOOR SLABS		PREHUNG DOORS w/Pine Veneer Jambs & Pine Colonial or Square Stops. (Casing NOT included.)		
	Raw	Pref. Add-On	4-9/16" Jamb Veneer Raw	6-9/16" Jamb Veneer Raw	Pref. Add-On
<b>Single Doors</b>					
1/6 x 6/8	\$141.94	\$87.35	\$183.07	\$219.06	\$103.62
2/0 x 6/8	\$149.67	\$87.35	\$190.80	\$226.78	\$103.62
2/4 x 6/8	\$154.28	\$87.35	\$195.41	\$231.39	\$103.62
2/6 x 6/8	\$159.06	\$87.35	\$200.19	\$236.18	\$103.62
2/8 x 6/8	\$164.05	\$87.35	\$205.18	\$241.16	\$103.62
3/0 x 6/8	\$171.16	\$87.35	\$212.29	\$248.27	\$103.62
<b>Double Doors</b>					
3/0 x 6/8	- - -	- - -	\$334.31	\$370.29	\$190.97
4/0 x 6/8	- - -	- - -	\$355.00	\$398.18	\$191.92
5/0 x 6/8	- - -	- - -	\$373.79	\$416.98	\$193.84
5/4 x 6/8	- - -	- - -	\$383.76	\$426.94	\$193.84
6/0 x 6/8	- - -	- - -	\$397.98	\$441.17	\$193.84
<b>HINGE COLOR OPTIONS</b> (Std is US3/4 Brighter [Satin Brass]) [Hinge options are not available for bifold doors] Color Options: Bright Brass, Dull Chrome, Antique Brass, Antique Nickel, Satin Nickel, Oil Rubbed Bronze				<b>DOUBLE DOOR OPTIONS</b>	
				Std BB Hdwe, Pine Astragal	ADD
				1-3/8" Ball Catches (pair):	\$32.89
				Concealed Magnetic Catches (pr):	\$71.41
				T-Astragal & 2 flush bolts:	\$132.24
Single Prehung Doors		ADD:	\$6.72	T-Astragal & 1 flush bolt:	\$100.42
Double Prehung Doors		ADD:	\$13.44	Strike & Flush Bolt Color Options: SC, AB, SN, AN, ORB	

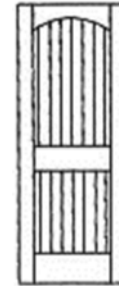
\*Quick Ship—Badger Three to Four Week Ship Program. Add one Week for Pre-finishing.

## KNOTTY PINE COMMODITY DOORS

### 1-3/8" Raised 2-Panel V-Groove

**Standard Hinge:** 3-1/2" Ball Bearing, US4 Brighter  
**FINISH OPTIONS:**

**RAW:** (Unfinished). **STAIN:** Core Colors, see our selection guide /options on pages IM-U-2 & 3, and for a wider color pallet see our standard color fan-deck.



KP2PAV

	DOOR SLABS		PREHUNG DOORS w/Pine Veneer Jambs & Pine Colonial or Square Stops. (Casing NOT included.)		
	Raw	Pref. Add-On	4-9/16" Jamb Veneer Raw	6-9/16" Jamb Veneer Raw	Pref. Add-On
<b>Single Doors</b>					
1/6 x 6/8	\$131.12	\$87.35	\$172.25	\$208.23	\$103.62
2/0 x 6/8	\$142.47	\$87.35	\$183.60	\$219.58	\$103.62
2/4 x 6/8	\$147.14	\$87.35	\$188.27	\$224.25	\$103.62
2/6 x 6/8	\$151.94	\$87.35	\$193.07	\$229.05	\$103.62
2/8 x 6/8	\$156.92	\$87.35	\$198.05	\$234.03	\$103.62
3/0 x 6/8	\$163.99	\$87.35	\$205.12	\$241.10	\$103.62
<b>Double Doors</b>					
3/0 x 6/8	---	---	\$312.66	\$348.65	\$190.97
4/0 x 6/8	---	---	\$340.61	\$383.79	\$191.92
5/0 x 6/8	---	---	\$359.54	\$402.72	\$193.84
5/4 x 6/8	---	---	\$369.51	\$412.69	\$193.84
6/0 x 6/8	---	---	\$383.65	\$426.83	\$193.84
<b>HINGE COLOR OPTIONS</b> (Std is US3/4 Brighter [Satin Brass]) [Hinge options are not available for bifold doors] Color Options: Bright Brass, Dull Chrome, Antique Brass, Antique Nickel, Satin Nickel, Oil Rubbed Bronze			<b>DOUBLE DOOR OPTIONS</b>		
			Std BB Hdwe, Pine Astragal		ADD
			1-3/8" Ball Catches (pair):		\$32.89
			Concealed Magnetic Catches (pr):		\$71.41
Single Prehung Doors			ADD:	\$6.72	T-Astragal & 2 flush bolts: \$132.24
Double Prehung Doors			ADD:	\$13.44	T-Astragal & 1 flush bolt: \$100.42
			Strike & Flush Bolt Color Options: SC, AB, SN, AN, ORB		

\*Quick Ship—Badger Three to Four Week Ship Program. Add one Week for Pre-finishing.

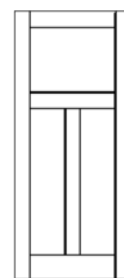
## KNOTTY PINE COMMODITY DOORS

### 1-3/8" Flat 3-Panel

**Standard Hinge:** 3-1/2" Ball Bearing, US4 Brighter

#### FINISH OPTIONS:

**RAW:** (Unfinished). **STAIN:** Core Colors, see our selection guide /options on pages IM-U-2 & 3, and for a wider color pallet see our standard color fan-deck.



KP3C

	DOOR SLABS		PREHUNG DOORS w/Pine Veneer Jambs & Pine Colonial or Square Stops. (Casing NOT included.)		
	Raw	Pref. Add-On	4-9/16" Jamb Veneer Raw	6-9/16" Jamb Veneer Raw	Pref. Add-On
<b>Single Doors</b>					
1/6 x 6/8	\$139.83	\$87.35	\$180.96	\$216.94	\$103.62
2/0 x 6/8	\$147.04	\$87.35	\$188.17	\$224.15	\$103.62
2/4 x 6/8	\$152.35	\$87.35	\$193.48	\$229.47	\$103.62
2/6 x 6/8	\$156.91	\$87.35	\$198.04	\$234.02	\$103.62
2/8 x 6/8	\$161.62	\$87.35	\$202.75	\$238.73	\$103.62
3/0 x 6/8	\$168.32	\$87.35	\$209.44	\$245.43	\$103.62
<b>Double Doors</b>					
3/0 x 6/8	---	---	\$330.08	\$366.07	\$190.97
4/0 x 6/8	---	---	\$349.75	\$392.93	\$191.92
5/0 x 6/8	---	---	\$369.48	\$412.66	\$193.84
5/4 x 6/8	---	---	\$378.91	\$422.09	\$193.84
6/0 x 6/8	---	---	\$392.30	\$435.48	\$193.84
<b>HINGE COLOR OPTIONS</b> (Std is US3/4 Brighter [Satin Brass]) [Hinge options are not available for bifold doors] Color Options: Bright Brass, Dull Chrome, Antique Brass, Antique Nickel, Satin Nickel, Oil Rubbed Bronze			<b>DOUBLE DOOR OPTIONS</b>		
			Std BB Hdwe, Pine Astragal		ADD
			1-3/8" Ball Catches (pair):		\$32.89
			Concealed Magnetic Catches (pr):		\$71.41
Single Prehung Doors			ADD:	\$6.72	T-Astragal & 2 flush bolts: \$132.24
Double Prehung Doors			ADD:	\$13.44	T-Astragal & 1 flush bolt: \$100.42
			Strike & Flush Bolt Color Options: SC, AB, SN, AN, ORB		

\*Quick Ship—Badger Three to Four Week Ship Program. Add one Week for Pre-finishing.

# KNOTTY ALDER INTERIOR DOORS

<b>Description</b>	<b>Badger Door Code</b>	<b>Page</b>
Round Top Raised 2-Panel	(XS2R)	IM-G-2
Flat Shaker 3-Panel	(XSQ3C)	IM-G-3
V-Groove Panel – Arch Top Flat	(XYSP2B)	IM-G-4



**Prices and specifications are subject to change without notice.**





## KNOTTY ALDER DOORS

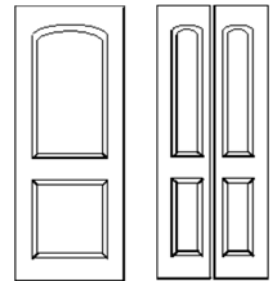
### 1-3/8" Round Top 2-Panel

**Note:** Knotty Alder wood doors have various knots and other rustic characteristics, which include open and closed knots and cracks which are not considered defects.

**Standard Hinge:** 3-1/2" Ball Bearing, US4 Brighter

#### FINISH OPTIONS:

**RAW:** (Unfinished). **STAIN:** Core Colors, see our selection guide /options on pages IM-U-2 & 3, and for a wider color pallet see our standard color fan-deck.



XS2R

XB2R

	DOOR SLABS		PREHUNG DOORS w/Alder Veneer Jambs & Knotty Alder Colonial or Square Stops. (Casing NOT included.)		
	Raw	Pref. Add-On	4-9/16" Jamb Veneer Raw	6-9/16" Jamb Veneer Raw	Pref. Add-On
<b>Single Doors</b>					
1/0 x 6/8			*Quick Ship		
1/3 x 6/8			*Quick Ship		
1/4 x 6/8			*Quick Ship		
1/6 x 6/8	\$259.07	\$87.35	\$332.58	\$355.24	\$103.62
1/8 x 6/8			*Quick Ship		
1/10 x 6/8			*Quick Ship		
2/0 x 6/8	\$259.07	\$87.35	\$332.58	\$355.24	\$103.62
2/2 x 6/8			*Quick Ship		
2/4 x 6/8	\$268.48	\$87.35	\$341.99	\$364.65	\$103.62
2/6 x 6/8	\$268.48	\$87.35	\$341.99	\$364.65	\$103.62
2/8 x 6/8	\$303.18	\$87.35	\$376.69	\$399.35	\$103.62
2/10 x 6/8			*Quick Ship		
3/0 x 6/8	\$303.05	\$87.35	\$376.56	\$399.23	\$103.62
<b>Double Doors</b>					
3/0 x 6/8	- - -	- - -	\$602.89	\$625.55	\$190.97
4/0 x 6/8	- - -	- - -	\$612.65	\$639.86	\$191.92
5/0 x 6/8	- - -	- - -	\$631.48	\$658.68	\$193.84
5/4 x 6/8	- - -	- - -	\$700.88	\$728.08	\$193.84
6/0 x 6/8	- - -	- - -	\$700.62	\$727.82	\$193.84
<b>Bifold Doors (w/1700 Track &amp; Hdwe) (Note: Bifolds ship as boxed units with frames KD)</b>					
2/0 x 6/8	\$407.38	\$73.98	\$456.26	\$478.92	\$90.25
2/6 x 6/8	\$435.65	\$73.98	\$484.53	\$507.20	\$90.25
2/8 x 6/8			*Quick Ship		
3/0 x 6/8	\$463.30	\$73.98	\$512.18	\$534.84	\$90.25
<b>Bifold Double Doors</b>					
4/0 x 6/8	\$812.57	\$145.77	\$871.22	\$898.43	\$162.99
5/0 x 6/8	\$869.15	\$145.77	\$927.80	\$955.00	\$164.91
5/4 x 6/8			*Quick Ship		
6/0 x 6/8	\$924.53	\$145.77	\$983.18	\$1,010.38	\$164.91
<b>HINGE COLOR OPTIONS</b> (Std is US3/4 Brighter [Satin Brass]) [Hinge options are not available for bifold doors] Color Options: Bright Brass, Dull Chrome, Antique Brass, Antique Nickel, Satin Nickel, Oil Rubbed Bronze			<b>DOUBLE DOOR OPTIONS</b>		
			Std BB Hdwe, Clear Alder T-Astragal		ADD
			1-3/8" Ball Catches (pair):		\$32.89
			Concealed Magnetic Catches (pr):		\$71.41
			T-Astragal & 2 flush bolts:		\$211.75
Single Prehung Doors			ADD:	T-Astragal & 1 flush bolt:	\$179.93
Double Prehung Doors			ADD:	Strike & Flush Bolt Color Options: SC, AB, SN, AN, ORB	

\*Quick Ship - Badger Three to Four Week Ship Program. Add One Week for Pre-finishing.



## KNOTTY ALDER DOORS

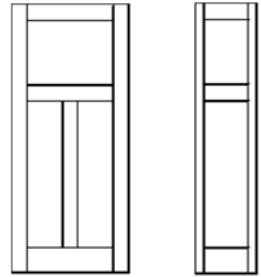
### 1-3/8" Flat Shaker 3-Panel

**Note:** Knotty Alder wood doors have various knots and other rustic characteristics, which include open and closed knots and cracks which are not considered defects.

**Standard Hinge:** 3-1/2" Ball Bearing, US4 Brighter

**FINISH OPTIONS:**

**RAW:** (Unfinished). **STAIN:** Core Colors, see our selection guide /options on pages IM-U-2 & 3, and for a wider color pallet see our standard color fan-deck.



**XSQ3C**

**XBQ2C**

	DOOR SLABS		PREHUNG DOORS w/Alder Veneer Jamb & Knotty Alder Colonial or Square Stops. (Casing NOT included.)		
	Raw	Pref. Add-On	4-9/16" Jamb Veneer Raw	6-9/16" Jamb Veneer Raw	Pref. Add-On
<b>Single Doors</b>					
1/0 x 6/8			*Quick Ship		
1/3 x 6/8			*Quick Ship		
1/4 x 6/8			*Quick Ship		
1/6 x 6/8	\$231.61	\$87.35	\$305.12	\$327.78	\$103.62
1/8 x 6/8			*Quick Ship		
1/10 x 6/8			*Quick Ship		
2/0 x 6/8	\$240.72	\$87.35	\$314.23	\$336.89	\$103.62
2/2 x 6/8			*Quick Ship		
2/4 x 6/8	\$252.80	\$87.35	\$326.31	\$348.97	\$103.62
2/6 x 6/8	\$261.88	\$87.35	\$335.39	\$358.06	\$103.62
2/8 x 6/8	\$270.95	\$87.35	\$344.46	\$367.12	\$103.62
2/10 x 6/8			*Quick Ship		
3/0 x 6/8	\$292.13	\$87.35	\$365.64	\$388.30	\$103.62
<b>Double Doors</b>					
3/0 x 6/8	---	---	\$547.97	\$570.63	\$190.97
4/0 x 6/8	---	---	\$575.96	\$603.16	\$191.92
5/0 x 6/8	---	---	\$618.28	\$645.48	\$193.84
5/4 x 6/8	---	---	\$636.42	\$663.62	\$193.84
6/0 x 6/8	---	---	\$678.77	\$705.97	\$193.84
<b>Bifold Doors (w/1700 Track &amp; Hdwe) (Note: Bifolds ship as boxed units with frames KD)</b>					
2/0 x 6/8	\$424.03	\$73.98	\$472.91	\$495.57	\$90.25
2/6 x 6/8	\$462.09	\$73.98	\$510.97	\$533.63	\$90.25
2/8 x 6/8			*Quick Ship		
3/0 x 6/8	\$497.97	\$73.98	\$546.85	\$569.51	\$90.25
<b>Bifold Double Doors</b>					
4/0 x 6/8	\$845.88	\$145.77	\$904.52	\$931.73	\$162.99
5/0 x 6/8	\$922.02	\$145.77	\$980.66	\$1,007.87	\$164.91
5/4 x 6/8			*Quick Ship		
6/0 x 6/8	\$993.87	\$145.77	\$1,052.52	\$1,079.73	\$164.91
<b>HINGE COLOR OPTIONS</b> (Std is US3/4 Brighter [Satin Brass]) [Hinge options are not available for bifold doors] Color Options: Bright Brass, Dull Chrome, Antique Brass, Antique Nickel, Satin Nickel, Oil Rubbed Bronze			<b>DOUBLE DOOR OPTIONS</b>		
			Std BB Hdwe, Clear Alder T-Astragal	ADD	
			1-3/8" Ball Catches (pair):	\$32.89	
			Concealed Magnetic Catches (pr):	\$71.41	
			T-Astragal & 2 flush bolts:	\$211.75	
Single Prehung Doors			ADD:	\$6.72	T-Astragal & 1 flush bolt: \$179.93
Double Prehung Doors			ADD:	\$13.44	Strike & Flush Bolt Color Options: SC, AB, SN, AN, ORB

\*Quick Ship - Badger Three to Four Week Ship Program. Add One Week for Pre-finishing.





## KNOTTY ALDER DOORS

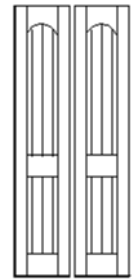
### 1-3/8" Arch Top Flat V-Groove

**Note:** Knotty Alder wood doors have various knots and other rustic characteristics, which include open and closed knots and cracks which are not considered defects.

**Standard Hinge:** 3-1/2" Ball Bearing, US4 Brighter

**FINISH OPTIONS:**

**RAW:** (Unfinished). **STAIN:** Core Colors, see our selection guide /options on pages IM-U-2 & 3, and for a wider color pallet see our standard color fan-deck.



XYSP2B

XYBP2P

	DOOR SLABS		PREHUNG DOORS w/Alder Veneer Jambs & Knotty Alder Colonial or Square Stops. (Casing NOT included.)			
	Raw	Pref. Add-On	4-9/16" Jamb Veneer Raw	6-9/16" Jamb Veneer Raw	Pref. Add-On	
Single Doors						
1/0 x 6/8	*Quick Ship					
1/3 x 6/8	*Quick Ship					
1/4 x 6/8	*Quick Ship					
1/6 x 6/8	\$203.28	\$87.35	\$276.79	\$299.45	\$103.62	
1/8 x 6/8	*Quick Ship					
1/10 x 6/8	*Quick Ship					
2/0 x 6/8	\$248.07	\$87.35	\$321.59	\$344.25	\$103.62	
2/2 x 6/8	*Quick Ship					
2/4 x 6/8	\$293.61	\$87.35	\$367.12	\$389.79	\$103.62	
2/6 x 6/8	\$293.61	\$87.35	\$367.12	\$389.79	\$103.62	
2/8 x 6/8	\$306.21	\$87.35	\$379.72	\$402.38	\$103.62	
2/10 x 6/8	*Quick Ship					
3/0 x 6/8	\$335.24	\$87.35	\$408.75	\$431.41	\$103.62	
Double Doors						
3/0 x 6/8	- - -	- - -	\$491.30	\$513.97	\$190.97	
4/0 x 6/8	- - -	- - -	\$590.66	\$617.87	\$191.92	
5/0 x 6/8	- - -	- - -	\$681.74	\$708.94	\$193.84	
5/4 x 6/8	- - -	- - -	\$706.93	\$734.13	\$193.84	
6/0 x 6/8	- - -	- - -	\$764.99	\$792.20	\$193.84	
Bifold Doors (w/1700 Track & Hdwe) (Note: Bifolds ship as boxed units with frames KD)						
2/0 x 6/8	\$382.23	\$73.98	\$431.11	\$453.78	\$90.25	
2/6 x 6/8	\$415.39	\$73.98	\$464.27	\$486.93	\$90.25	
2/8 x 6/8	*Quick Ship					
3/0 x 6/8	\$448.56	\$73.98	\$497.44	\$520.11	\$90.25	
Bifold Double Doors						
4/0 x 6/8	\$762.28	\$145.77	\$820.93	\$848.13	\$162.99	
5/0 x 6/8	\$828.63	\$145.77	\$887.27	\$914.48	\$164.91	
5/4 x 6/8	*Quick Ship					
6/0 x 6/8	\$895.06	\$145.77	\$953.70	\$980.91	\$164.91	
HINGE COLOR OPTIONS (Std is US3/4 Brighter [Satin Brass]) [Hinge options are not available for bifold doors] Color Options: Bright Brass, Dull Chrome, Antique Brass, Antique Nickel, Satin Nickel, Oil Rubbed Bronze			DOUBLE DOOR OPTIONS			
			Std BB Hdw, Clear Alder T-Astragal		ADD	
			1-3/8" Ball Catches (pair):		\$32.89	
			Concealed Magnetic Catches (pr):		\$71.41	
Single Prehung Doors			ADD:	\$6.72	T-Astragal & 2 flush bolts:	\$211.75
Double Prehung Doors			ADD:	\$13.44	T-Astragal & 1 flush bolt:	\$179.93
			Strike & Flush Bolt Color Options: SC AB SN AN ORB			

\*Quick Ship - Badger Three to Four Week Ship Program. Add One Week for Pre-finishing.

# HICKORY INTERIOR DOORS

<b>Description</b>	<b>Badger Door Code</b>	<b>Page</b>
Raised 6-Panel	(QSR)	IM-H-2
Flat Shaker 3-Panel	(QSQ3C)	IM-H-3
Pantry 1-Lt Satin Glass	(QSZ)	IM-H-4

 **Prices and specifications are subject to change without notice.** 

\*Quick Ship - Badger Three to Four Week Ship Program. Add One Week for Pre-finishing.



## HICKORY DOORS

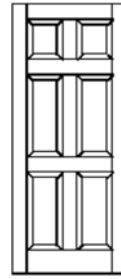
### 1-3/8" Raised 6-Panel

**Standard Hinge:** 3-1/2" Ball Bearing, US4 Brighter

#### FINISH OPTIONS:

**RAW:** (Unfinished).

**STAIN:** Core Colors, see our selection guide / options on pages IM-U-2 & 3, and for a wider color palette see our standard color fan-deck.



QSR

QBR

	DOOR SLABS		PREHUNG DOORS w/Hickory Jamb & Hickory Colonial or Square Stops. (Casing NOT included.)				
	Raw	Pref. Add-On	4-9/16" Jamb Veneer Raw		6-9/16" Jamb Solid Raw		Pref. Add-On
Single Doors							
1/0 x 6/8	*Quick Ship						
1/3 x 6/8	*Quick Ship						
1/4 x 6/8	*Quick Ship						
1/6 x 6/8	\$266.11	\$87.35	\$327.25		\$434.50		\$103.62
1/8 x 6/8	*Quick Ship						
1/10 x 6/8	*Quick Ship						
2/0 x 6/8	\$333.68	\$87.35	\$394.83		\$502.07		\$103.62
2/2 x 6/8	*Quick Ship						
2/4 x 6/8	\$365.90	\$87.35	\$427.04		\$534.29		\$103.62
2/6 x 6/8	\$385.53	\$87.35	\$446.68		\$553.92		\$103.62
2/8 x 6/8	\$402.81	\$87.35	\$463.96		\$571.20		\$103.62
2/10 x 6/8	*Quick Ship						
3/0 x 6/8	\$437.37	\$87.35	\$498.51		\$605.76		\$103.62
Double Doors							
3/0 x 6/8	---	---	\$605.66		\$712.90		\$190.97
4/0 x 6/8	---	---	\$747.03		\$875.72		\$191.92
5/0 x 6/8	---	---	\$850.73		\$979.42		\$193.84
5/4 x 6/8	---	---	\$885.29		\$1,013.98		\$193.84
6/0 x 6/8	---	---	\$954.40		\$1,083.10		\$193.84
Bifold Doors (w/1700 Track & Hdwe) (Note: Bifold doors ship as boxed units with frame KD)							
2/0 x 6/8	\$463.01	\$73.98	\$494.19	\$494.19	\$601.43	\$601.43	\$90.25
2/6 x 6/8	\$520.86	\$73.98	\$552.04	\$552.04	\$659.28	\$659.28	\$90.25
2/8 x 6/8	*Quick Ship						
3/0 x 6/8	\$579.88	\$73.98	\$611.06	\$611.06	\$718.30	\$718.30	\$90.25
Bifold Double Doors							
4/0 x 6/8	\$923.84	\$145.77	\$961.24	\$961.24	\$1,089.94	\$1,089.94	\$162.99
5/0 x 6/8	\$1,039.57	\$145.77	\$1,076.97	\$1,076.97	\$1,205.66	\$1,205.66	\$164.91
5/4 x 6/8	*Quick Ship						
6/0 x 6/8	\$1,157.69	\$145.77	\$1,195.09	\$1,195.09	\$1,323.78	\$1,323.78	\$164.91
HINGE COLOR OPTIONS (Std is US3/4 Brighter [Satin Brass]) [Hinge options are not available for bifold doors] Color Options: Bright Brass, Dull Chrome, Antique Brass, Antique Nickel, Satin Nickel, Oil Rubbed Bronze					DOUBLE DOOR OPTIONS		
					Std BB Hdwe, Hickory Astragal		ADD
					1-3/8" Ball Catches (pair):		\$32.89
					Concealed Magnetic Catches (pr):		\$71.41
					T-Astragal & 2 flush bolts:		\$188.11
Single Prehung Doors			ADD:	\$6.72	T-Astragal & 1 flush bolt:		\$156.29
Double Prehung Doors			ADD:	\$13.44	Strike & Flush Bolt Color Options: SC, AB, SN, AN, ORB		

\*Quick Ship - Badger Three to Four Week Ship Program. Add One Week for Pre-finishing.



## HICKORY DOORS

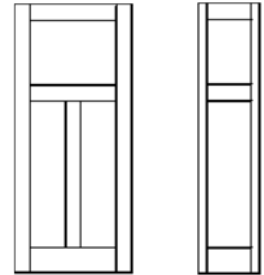
### 1-3/8" Flat 3-Panel

**Standard Hinge:** 3-1/2" Ball Bearing, US4 Brighter

#### FINISH OPTIONS:

**RAW:** (Unfinished).

**STAIN:** Core Colors, see our selection guide / options on pages IM-U-2 & 3, and for a wider color palette see our standard color fan-deck.



QSQ3C

QBQ2C

	DOOR SLABS		PREHUNG DOORS w/Hickory Jamb & Hickory Colonial or Square Stops. (Casing NOT included.)		
	Raw	Pref. Add-On	4-9/16" Jamb Veneer Raw	6-9/16" Jamb Solid Raw	Pref. Add-On
<b>Single Doors</b>					
1/0 x 6/8			*Quick Ship		
1/3 x 6/8			*Quick Ship		
1/4 x 6/8			*Quick Ship		
1/6 x 6/8	\$240.99	\$87.35	\$302.14	\$409.38	\$103.62
1/8 x 6/8			*Quick Ship		
1/10 x 6/8			*Quick Ship		
2/0 x 6/8	\$298.32	\$87.35	\$359.47	\$466.71	\$103.62
2/2 x 6/8			*Quick Ship		
2/4 x 6/8	\$327.38	\$87.35	\$388.53	\$495.77	\$103.62
2/6 x 6/8	\$342.33	\$87.35	\$403.48	\$510.72	\$103.62
2/8 x 6/8	\$356.46	\$87.35	\$417.60	\$524.85	\$103.62
2/10 x 6/8			*Quick Ship		
3/0 x 6/8	\$385.53	\$87.35	\$446.68	\$553.92	\$103.62
<b>Double Doors</b>					
3/0 x 6/8	- - -	- - -	\$555.42	\$662.66	\$190.97
4/0 x 6/8	- - -	- - -	\$676.32	\$805.01	\$191.92
5/0 x 6/8	- - -	- - -	\$764.34	\$893.03	\$193.84
5/4 x 6/8	- - -	- - -	\$792.58	\$921.27	\$193.84
6/0 x 6/8	- - -	- - -	\$850.73	\$979.42	\$193.84
<b>Bifold Doors (w/1700 Track &amp; Hdwe) (Note: Bifold doors ship as boxed units with frame KD)</b>					
2/0 x 6/8	\$455.52	\$73.98	\$486.69	\$593.93	\$90.25
2/6 x 6/8	\$508.08	\$73.98	\$539.26	\$646.50	\$90.25
2/8 x 6/8			*Quick Ship		
3/0 x 6/8	\$562.10	\$73.98	\$593.28	\$700.52	\$90.25
<b>Bifold Double Doors</b>					
4/0 x 6/8	\$908.85	\$145.77	\$946.25	\$1,074.94	\$162.99
5/0 x 6/8	\$1,014.01	\$145.77	\$1,051.41	\$1,180.10	\$164.91
5/4 x 6/8			*Quick Ship		
6/0 x 6/8	\$1,122.14	\$145.77	\$1,159.54	\$1,288.23	\$164.91
<b>HINGE COLOR OPTIONS</b> (Std is US3/4 Brighter [Satin Brass]) [Hinge options are not available for bifold doors] Color Options: Bright Brass, Dull Chrome, Antique Brass, Antique Nickel, Satin Nickel, Oil Rubbed Bronze				<b>DOUBLE DOOR OPTIONS</b>	
				Std BB Hdwe, Hickory Astragal	ADD
				1-3/8" Ball Catches (pair):	\$32.89
				Concealed Magnetic Catches (pr):	\$71.41
				T-Astragal & 2 flush bolts:	\$188.11
Single Prehung Doors			ADD:	T-Astragal & 1 flush bolt:	\$156.29
Double Prehung Doors			ADD:	Strike & Flush Bolt Color Options: SC, AB, SN, AN, ORB	


\*Quick Ship - Badger Three to Four Week Ship Program. Add One Week for Pre-finishing.

## HICKORY LITED DOORS

Standard Hinge: 3-1/2" Ball Bearing, US3/4 Brighter

See Our Wide Selection of Finish Options on Catalog Pages IM-U-2-3.

**DOOR SLABS & PREHUNG DOORS - 6'8"**

	<b>1-3/8" 1-LITE SATIN GLASS PANTRY (QSZ)</b> *** IMPORTANT: When placing order, must specify which side of door "Pantry" is read (hinge or stop). ***				
	<b>DOOR SLABS</b>		<b>PREHUNG DOORS</b> w/Hickory Jambs & Hickory Colonial or Square Stops. (Casing NOT included.)		
	<b>Raw</b>	<b>Pref. Add-On</b>	<b>4-9/16" Jamb Veneer Raw</b>	<b>6-9/16" Jamb Solid Raw</b>	<b>Pref. Add-On</b>
<b>Single Doors</b>					
2/0 x 6/8	\$530.47	\$109.04	\$591.62	\$698.86	\$125.31
2/4 x 6/8	*Quick Ship				
2/6 x 6/8	\$579.81	\$109.04	\$640.96	\$748.20	\$125.31
2/8 x 6/8	*Quick Ship				
3/0 x 6/8	\$604.49	\$109.04	\$665.63	\$772.88	\$125.31
<b>Double Doors</b>					
4/0 x 6/8	- - -	- - -	\$1,140.62	\$1,269.31	\$235.31
5/0 x 6/8	- - -	- - -	\$1,239.29	\$1,367.98	\$237.22
6/0 x 6/8	- - -	- - -	\$1,288.64	\$1,417.33	\$237.22
<b>HINGE COLOR OPTIONS</b> (Std is US3/4 Brighter [Satin Brass]) Color Options: Bright Brass, Dull Chrome, Antique Brass, Antique Nickel, Satin Nickel, Oil Rubbed Bronze			<b>DOUBLE DOOR OPTIONS</b>		
			Std BB Hdwe, Pine Astragal	ADD	
			1-3/8" Ball Catches (pair):	\$32.89	
			Concealed Magnetic Catches (pr):	\$71.41	
			T-Astragal & 2 flush bolts:	\$188.11	
Single Prehung Doors			ADD:	\$6.72	T-Astragal & 1 flush bolt: \$156.29
Double Prehung Doors			ADD:	\$13.44	Strike & Flush Bolt Color Options: SC, AB, SN, AN, ORB

\*Quick Ship - Badger Three to Four Week Ship Program. Add One Week for Pre-finishing.

# BIRCH INTERIOR DOORS

Description	Badger Door Code	Page
Hollow Core Flush (1-3/8")	(BSH)	IM-I-2
Solid Core Flush (1-3/8")	(BSX)	IM-I-3
Solid Core Flush (1-3/4")	(BSS, BSV)	IM-I-4

 **Prices and specifications are subject to change without notice.** 

\*Quick Ship - Badger Three to Four Week Ship Program. Add One Week for Pre-finishing.

## NATURAL BIRCH DOORS

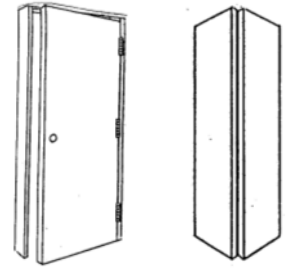
### 1-3/8" Hollow Core Flush

**Standard Hinge:** 3-1/2" Plain Bearing, US3/4 Brighter

**FINISH OPTIONS:**

**RAW:** (Unfinished).

**STAIN:** Core Colors, see our selection guide / options on pages IM-U-2 & 3, and for a wider color palette see our standard color fan-deck.



BSH (6'8")

BBH (6'8")

	DOOR SLABS		PREHUNG DOORS (Must specify handing) w/Veneer Jamb & Maple Colonial or Square Stops. Casing NOT included.				
	Raw	Pref. Add-On	4-9/16" Jamb Birch Veneer Raw	4-13/16" Jamb Maple Veneer Raw	5-1/4" Jamb Maple Veneer Raw	6-9/16" Jamb Maple Veneer Raw	Pref. Add-On
<b>Single Doors</b>							
1/0 x 6/8					*Quick Ship		
1/2 x 6/8					*Quick Ship		
1/4 x 6/8					*Quick Ship		
1/6 x 6/8	\$81.31	\$52.29	\$129.81	\$143.01	\$146.04	\$161.18	\$68.56
1/8 x 6/8					*Quick Ship		
1/10 x 6/8					*Quick Ship		
2/0 x 6/8	\$85.52	\$52.29	\$134.02	\$147.23	\$150.25	\$165.39	\$68.56
2/2 x 6/8					*Quick Ship		
2/4 x 6/8	\$89.86	\$52.29	\$138.36	\$151.57	\$154.60	\$169.73	\$68.56
2/6 x 6/8	\$89.86	\$52.29	\$138.36	\$151.57	\$154.60	\$169.73	\$68.56
2/8 x 6/8	\$94.22	\$52.29	\$142.71	\$155.92	\$158.95	\$174.09	\$68.56
2/10 x 6/8	\$98.43	\$52.29	\$146.93	\$160.14	\$163.16	\$178.30	\$68.56
3/0 x 6/8	\$98.43	\$52.29	\$146.93	\$160.14	\$163.16	\$178.30	\$68.56
<b>Double Doors</b>							
3/0 x 6/8	---	---	\$222.45	\$235.66	\$238.69	\$253.83	\$120.85
4/0 x 6/8	---	---	\$235.41	\$251.26	\$254.90	\$273.06	\$121.81
5/0 x 6/8	---	---	\$244.09	\$259.94	\$263.58	\$281.74	\$123.72
5/4 x 6/8	---	---	\$252.80	\$268.65	\$272.29	\$290.46	\$123.72
6/0 x 6/8	---	---	\$261.22	\$277.07	\$280.72	\$298.88	\$123.72
<b>Bifold Doors (w/1825 track&amp; Hdwe) (Note: Bifold doors ship as boxed units with frame KD)</b>							
2/0 x 6/8	\$127.48	\$55.63	\$150.15	\$163.36	\$166.39	\$181.53	\$71.90
2/6 x 6/8	\$132.70	\$55.63	\$155.38	\$168.59	\$171.62	\$186.75	\$71.90
3/0 x 6/8	\$142.11	\$55.63	\$164.79	\$178.00	\$181.03	\$196.16	\$71.90
<b>Bifold Double Doors</b>							
4/0 x 6/8	\$254.34	\$109.04	\$281.54	\$297.40	\$301.04	\$319.20	\$126.26
5/0 x 6/8	\$265.81	\$109.04	\$293.01	\$308.86	\$312.50	\$330.67	\$128.18
6/0 x 6/8	\$284.93	\$109.04	\$312.13	\$327.98	\$331.62	\$349.79	\$128.18
<b>HINGE COLOR OPTIONS</b> (Std is US3/4 Brighter [Satin Brass]) [Hinge options are not available for bifold doors] Color Options: Bright Brass, Dull Chrome, Antique Brass, Antique Nickel, Satin Nickel, Oil Rubbed Bronze				<b>DOUBLE DOOR OPTIONS</b>			
				Std BB Hdwe, Maple T Astragal		ADD	
				1-3/8" Ball Catches (pair):		\$32.89	
				Concealed Magnetic Catches (pr):		\$71.41	
				T-Astragal & 2 flush bolts:		\$165.92	
Single Prehung Doors			ADD:	\$5.49	T-Astragal & 1 flush bolt:		\$134.10
Double Prehung Doors			ADD:	\$10.98	Strike & Flush Bolt Color Options: SC, AB, SN, AN, ORB		

\*Quick Ship - Badger Three to Four Week Ship Program. Add One Week for Pre-finishing.



## NATURAL BIRCH DOORS

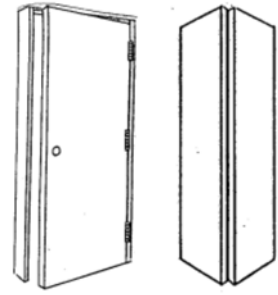
### 1-3/8" Solid Core Flush

**Standard Hinge:** 3-1/2" Ball Bearing, US4 Brighter

**FINISH OPTIONS:**

**RAW:** (Unfinished).

**STAIN:** Core Colors, see our selection guide / options on pages IM-U-2 & 3, and for a wider color palette see our standard color fan-deck.



**BSX**

**BBX**

	DOOR SLABS		PREHUNG DOORS (Must specify handing) w/Veneer Jamb & Maple Colonial or Square Stops. Casing NOT included.				
	Raw	Pref. Add-On	4-9/16" Jamb Birch Veneer Raw	4-13/16" Jamb Maple Veneer Raw	5-1/4" Jamb Maple Veneer Raw	6-9/16" Jamb Maple Veneer Raw	Pref. Add-On
<b>Single Doors</b>							
1/0 x 6/8					*Quick Ship		
1/4 x 6/8					*Quick Ship		
1/6 x 6/8					*Quick Ship		
1/8 x 6/8					*Quick Ship		
1/10 x 6/8					*Quick Ship		
2/0 x 6/8					*Quick Ship		
2/2 x 6/8					*Quick Ship		
2/4 x 6/8					*Quick Ship		
2/6 x 6/8	\$171.03	\$73.98	\$219.70	\$232.91	\$235.93	\$251.07	\$103.62
2/8 x 6/8	\$175.39	\$73.98	\$224.05	\$237.26	\$240.29	\$255.43	\$103.62
2/10 x 6/8					*Quick Ship		
3/0 x 6/8	\$179.74	\$73.98	\$228.41	\$241.62	\$244.64	\$259.78	\$103.62
<b>Double Doors</b>							
3/0 x 6/8					*Quick Ship		
4/0 x 6/8					*Quick Ship		
5/0 x 6/8	- - -	- - -	\$406.77	\$422.62	\$426.26	\$444.42	\$167.10
5/4 x 6/8	- - -	- - -	\$415.48	\$431.33	\$434.97	\$453.13	\$167.10
6/0 x 6/8	- - -	- - -	\$424.19	\$440.04	\$443.68	\$461.84	\$167.10
<b>Bifold Doors</b>							
2/0 x 6/8					*Quick Ship		
2/6 x 6/8					*Quick Ship		
3/0 x 6/8					*Quick Ship		
<b>Bifold Double Doors</b>							
4/0 x 6/8					*Quick Ship		
5/0 x 6/8					*Quick Ship		
6/0 x 6/8					*Quick Ship		
<b>HINGE COLOR OPTIONS</b> (Std is US3/4 Brighter [Satin Brass]) [Hinge options are not available for bifold doors] Color Options: Bright Brass, Dull Chrome, Antique Brass, Antique Nickel, Satin Nickel, Oil Rubbed Bronze				<b>DOUBLE DOOR OPTIONS</b>			
				Std BB Hdwe, Maple T Astragal		ADD	
				1-3/8" Ball Catches (pair):		\$32.89	
				Concealed Magnetic Catches (pr):		\$71.41	
				T-Astragal & 2 flush bolts:		\$165.92	
Single Prehung Doors			ADD:	\$6.72		T-Astragal & 1 flush bolt:	
Double Prehung Doors			ADD:	\$13.44		Strike & Flush Bolt Color Options: SC, AB, SN, AN, ORB	

\*Quick Ship - Badger Three to Four Week Ship Program. Add One Week for Pre-finishing.

## NATURAL BIRCH DOORS

### 1-3/4" Solid Core Flush

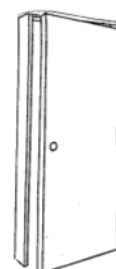
**(\*) Door Slab stocked in two (2) heights**

**Standard Hinge:** Res. 4" Ball Bearing, 5/8"RC, Antique Brass

**FINISH OPTIONS:**

**RAW:** (Unfinished).

**STAIN:** Core Colors, see our selection guide / options on pages IM-U-2 & 3, and for a wider color palette see our standard color fan-deck.



**BSS** (6'8")

**BSV** (7'0")

**For Steel Frames**

**BSSA** (6'11-1/4")

	DOOR SLABS		PREHUNG DOORS (Must specify handing) w/Veneer Jamb & Maple Colonial or Square Stops. Casing NOT included.				
	Raw	Pref. Add-On	4-9/16" Jamb Birch Veneer Raw	4-13/16" Jamb Maple Veneer Raw	5-1/4" Jamb Maple Veneer Raw	6-9/16" Jamb Maple Veneer Raw	Pref. Add-On
Single Doors							
2/4 x 6/8	*Quick Ship						
2/6 x 6/8	\$177.01	\$73.98	\$250.49	\$263.69	\$266.72	\$281.86	\$103.62
2/8 x 6/8	\$181.64	\$73.98	\$255.11	\$268.32	\$271.35	\$286.49	\$103.62
3/0 x 6/8	\$185.85	\$73.98	\$259.32	\$272.53	\$275.56	\$290.70	\$103.62
3/6 x 6/8	*Quick Ship						
2/8 x 7/0	*Quick Ship						
3/0 x 7/0	\$231.68	\$73.98	\$312.96				\$103.62
Slab Doors Available for use in Steel Frames							
3/0 x 6/11-1/4"	*Quick Ship						
Double Doors							
5/0 x 6/8	- - -	- - -	\$468.34	\$484.19	\$487.83	\$506.00	\$167.10
5/4 x 6/8	- - -	- - -	\$477.59	\$493.45	\$497.09	\$515.25	\$167.10
6/0 x 6/8	- - -	- - -	\$486.02	\$501.87	\$505.51	\$523.68	\$167.10
5/4 x 7/0	*Quick Ship						
6/0 x 7/0	- - -	- - -	\$587.05				\$167.10
<b>HINGE COLOR OPTIONS</b> (Std is Antique Brass) [Hinge options are not available for bifold doors] Color Options: Dull Brass, Dull Chrome, Satin Nickel					<b>DOUBLE DOOR OPTIONS</b>		
					Std BB Hdwe, Maple T Astragal		ADD
					1-3/8" Ball Catches (pair):		\$32.89
					Concealed Magnetic Catches (pr):		\$71.41
					T-Astragal & 2 flush bolts:		\$205.71
Single Prehung Doors			ADD:	TBD	T-Astragal & 1 flush bolt:		\$173.89
Double Prehung Doors			ADD:	TBD	Strike & Flush Bolt Color Options: SC, AB, SN, AN, ORB		

\*Quick Ship - Badger Three to Four Week Ship Program. Add One Week for Pre-finishing.

# LAUAN INTERIOR DOORS

Description	Badger Door Code	Page
Hollow Core Flush (1-3/8")	(LSH)	IM-J-2

Prices and specifications are subject to change without notice.

\*Quick Ship - Badger Three to Four Week Ship Program. Add One Week for Pre-finishing.

## LAUAN DOORS

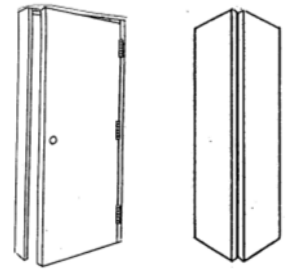
### 1-3/8" Hollow Core Flush

**Standard Hinge:** 3-1/2" Plain Bearing, US3/4 Brighter

**FINISH OPTIONS:**

**RAW:** (Unfinished).

**STAIN:** Core Colors, see our selection guide / options on pages IM-U-2 & 3, and for a wider color palette see our standard color fan-deck.



LSH (6'8")

LBH (6'8")

	DOOR SLABS		PREHUNG DOORS (Must specify handing) w/Lauan Veneer Jambs & Lauan Square Stops. (Casing NOT included.)	
	Raw	Pref. Add-On	4-9/16" Jamb Veneer Raw	Pref. Add-On
<b>Single Doors</b>				
1/0 x 6/8			*Quick Ship	
1/2 x 6/8			*Quick Ship	
1/4 x 6/8			*Quick Ship	
1/6 x 6/8	\$70.37	\$52.29	\$116.50	\$68.56
1/8 x 6/8			*Quick Ship	
1/10 x 6/8			*Quick Ship	
2/0 x 6/8	\$76.50	\$52.29	\$122.62	\$68.56
2/2 x 6/8			*Quick Ship	
2/4 x 6/8	\$82.20	\$52.29	\$128.32	\$68.56
2/6 x 6/8	\$82.20	\$52.29	\$128.32	\$68.56
2/8 x 6/8	\$85.84	\$52.29	\$131.96	\$68.56
2/10 x 6/8			*Quick Ship	
3/0 x 6/8	\$91.68	\$52.29	\$137.80	\$68.56
<b>Double Doors</b>				
3/0 x 6/8	---	---	\$197.15	\$120.85
4/0 x 6/8	---	---	\$214.51	\$121.81
5/0 x 6/8	---	---	\$225.91	\$123.72
5/4 x 6/8	---	---	\$233.19	\$123.72
6/0 x 6/8	---	---	\$244.87	\$123.72
<b>Bifold Doors (w/1825 track&amp; Hdwe) (Note: Bifold doors ship as boxed units with frames KD)</b>				
2/0 x 6/8	\$115.05	\$55.63	\$140.62	\$71.90
2/4 x 6/8			*Quick Ship	
2/6 x 6/8	\$118.81	\$55.63	\$144.37	\$71.90
2/8 x 6/8			*Quick Ship	
3/0 x 6/8	\$125.41	\$55.63	\$150.97	\$71.90
<b>Bifold Double Doors</b>				
4/0 x 6/8	\$229.49	\$109.04	\$260.17	\$126.26
5/0 x 6/8	\$238.02	\$109.04	\$268.69	\$128.18
5/4 x 6/8			*Quick Ship	
6/0 x 6/8	\$251.51	\$109.04	\$282.19	\$128.18
<b>HINGE COLOR OPTIONS</b> (Std is US3/4 Brighter [Satin Brass]) [Hinge options are not available for bifold doors] Color Options: Bright Brass, Dull Chrome, Antique Brass, Antique Nickel, Satin Nickel, Oil Rubbed Bronze			<b>DOUBLE DOOR OPTIONS</b>	
			Std BB Hdwe, Oak Astragal	ADD
			1-3/8" Ball Catches (pair):	\$32.89
			Concealed Magnetic Catches (pr):	\$71.41
			T-Astragal & 2 flush bolts:	\$160.85
Single Prehung Doors		ADD:	T-Astragal & 1 flush bolt:	\$129.03
Double Prehung Doors		ADD:	Strike & Flush Bolt Color Options: SC, AB, SN, AN, ORB	

\*Quick Ship - Badger Three to Four Week Ship Program. Add One Week for Pre-finishing.

# PRIMED HARDBOARD

## INTERIOR DOORS

Description	Badger Door Code	Page
<b>Molded Flush 1-3/8"</b>		
Hollow Core	WSH	IM-K-2
Solid Core	WSS	IM-K-3
<b>Molded Panel Hollow Core 1-3/8"</b>		
6-Panel Smooth	WSP6A	IM-K-4
2-Panel Smooth	WSP2A	IM-K-5
2-Panel Roman Top (sm)	VSP2B	IM-K-6
2-Panel Arch Top Plank (sm)	WYSP2B	IM-K-7
Riverside Raised 5-Panel (sm)	RVSP5F	IM-K-8
Conmore - HC Flat 5-Panel	CXSH5E	IM-K-9
3-Panel Winslow SM HC	SH3P	IM-K-10
3-Equal Panel Livingston SM HC	SH3EQP	IM-K-11
2-Panel Logan SM HC	SHL2P	IM-K-12
1-Panel Lincoln Park SM HC	SH1P	IM-K-13
<b>Molded Panel Solid Core 1-3/8"</b>		
6-Panel Smooth	WSK6A	IM-K-14
4-Panel Smooth	WSK4A	IM-K-15
2-Panel Smooth	WSK2A	IM-K-16
2-Panel Roman Top (sm)	VSK2B	IM-K-17
2-Panel Arch Top Plank (sm)	WYSK2B	IM-K-18
Riverside Raised 5-Panel (sm)	RVSK5F	IM-K-19
3-Panel Winslow SM SC	SS3P	IM-K-20
2-Panel Winslow SM SC	SSL2P	IM-K-21
3-Equal Panel Livingston SM SC	SS3EQP	IM-K-22
1-Panel Lincoln SM SC	SS1P	IM-K-23
Conmore - SC Flat 5-Panel	CSC5E	IM-K-24
<b>MDF Primed Doors 1-3/8"</b>		
1-Panel Shaker	MDF1P	IM-K-25
2-Panel Shaker	MDF2P	IM-K-26
3-Panel Shaker	MDF3P	IM-K-27
3-Panel Shaker Equal	MDF3EQ	IM-K-28
5-Panel Shaker Equal	MDF5EQ	IM-K-29
TDL Flat Glass	RSTP	IM-K-30

Prices and specifications are subject to change without notice.

## PRIMED HARDBOARD DOORS

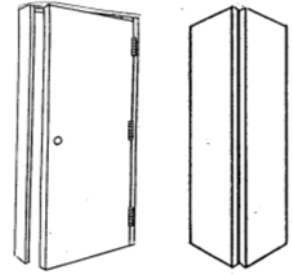
### 1-3/8" Hollow Core Flush—Smooth

**Standard Hinge:** 3-1/2" Plain Bearing, US3/4 Brighter

**FACTORY PRIMED**

**FINISH OPTIONS:**

**PAINT:** Core Colors, see our selection guide / options on pages IM-U-2 & 3, and for a wider color palette see our standard color fan-deck.



WSH (Sm)

WBH (Sm)

	DOOR SLABS		PREHUNG DOORS (Must specify handing) w/Primed Pine Jamb & Prd MDF Colonial or Square Stops. (Casing NOT included.)				
	Raw	Pref. Add-On	4-9/16" Jamb Raw	4-13/16" Jamb Raw	5-1/4" Jamb Raw	6-9/16" Jamb Raw	Pref. Add-On
<b>Single Doors</b>							
1/0 x 6/8					*Quick Ship		
1/2 x 6/8					*Quick Ship		
1/4 x 6/8					*Quick Ship		
1/6 x 6/8	\$63.90	\$52.29	\$102.19	\$104.72	\$114.40	\$116.68	\$68.56
1/8 x 6/8					*Quick Ship		
1/10 x 6/8					*Quick Ship		
2/0 x 6/8	\$68.39	\$52.29	\$106.67	\$109.20	\$118.88	\$121.17	\$68.56
2/2 x 6/8					*Quick Ship		
2/4 x 6/8	\$72.87	\$52.29	\$111.16	\$113.68	\$123.36	\$125.65	\$68.56
2/6 x 6/8	\$72.87	\$52.29	\$111.16	\$113.68	\$123.36	\$125.65	\$68.56
2/8 x 6/8	\$79.00	\$52.29	\$117.28	\$119.81	\$129.49	\$131.78	\$68.56
2/10 x 6/8	\$83.48	\$52.29	\$121.77	\$124.29	\$133.97	\$136.26	\$68.56
3/0 x 6/8	\$83.48	\$52.29	\$121.77	\$124.29	\$133.97	\$136.26	\$68.56
<b>Double Doors</b>							
3/0 x 6/8	---	---	\$175.23	\$177.76	\$187.44	\$189.72	\$120.85
4/0 x 6/8	---	---	\$188.88	\$188.88	\$203.53	\$206.27	\$121.81
5/0 x 6/8	---	---	\$197.85	\$200.89	\$212.50	\$215.24	\$123.72
5/4 x 6/8	---	---	\$210.10	\$213.14	\$224.75	\$227.49	\$123.72
6/0 x 6/8	---	---	\$219.07	\$222.11	\$233.72	\$236.46	\$123.72
<b>Bifold Doors (w/1825 track&amp; Hdwe) (Note: Bifold doors ship as boxed units with frames KD)</b>							
2/0 x 6/8	\$111.33	\$55.63	\$134.79	\$137.32	\$147.00	\$149.28	\$71.90
2/6 x 6/8	\$115.44	\$55.63	\$138.90	\$141.43	\$151.11	\$153.40	\$71.90
2/8 x 6/8					*Quick Ship		
3/0 x 6/8	\$121.58	\$55.63	\$145.04	\$147.57	\$157.25	\$159.54	\$71.90
<b>Bifold Double Doors</b>							
4/0 x 6/8	\$222.04	\$109.04	\$250.19	\$250.19	\$264.84	\$267.58	\$126.26
5/0 x 6/8	\$231.28	\$109.04	\$259.42	\$262.47	\$274.08	\$276.82	\$128.18
5/4 x 6/8					*Quick Ship		
6/0 x 6/8	\$243.86	\$109.04	\$272.01	\$275.05	\$286.66	\$289.40	\$128.18
<b>HINGE COLOR OPTIONS</b> (Std is US3/4 Brighter [Satin Brass]) [Hinge options are not available for bifold doors] Color Options: Bright Brass, Dull Chrome, Antique Brass, Antique Nickel, Satin Nickel, Oil Rubbed Bronze				<b>DOUBLE DOOR OPTIONS</b>			
				Std BB Hdwe, Pine T-Astragal		ADD	
				1-3/8" Ball Catches (pair):		\$32.89	
				Concealed Magnetic Catches (pr):		\$71.41	
				T-Astragal & 2 flush bolts:		\$132.24	
Single Prehung Doors			ADD:	\$5.49	T-Astragal & 1 flush bolt:		\$100.42
Double Prehung Doors			ADD:	\$10.98	Strike & Flush Bolt Color Options: SC, AB, SN, AN, ORB		

\*Quick Ship—Badger Three to Four Week Ship Program. Add one Week for Pre-finishing.

## PRIMED HARDBOARD DOORS

### 1-3/8" Safe 'N Sound® Solid Core Flush—Smooth

#### Safe 'N Sound Solid-Core



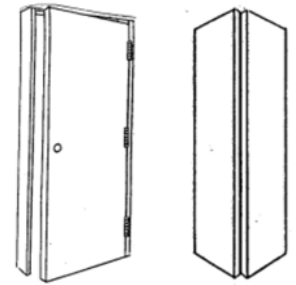
*These doors are made with the patented PREMCOR door core. A variable density wood fiber core that is lighter than the conventional particle board core allows for easier handling, installation and less hinge & jamb wear.*

**Standard Hinge:**  
3-1/2" Ball Bearing, US4 Brighter

#### **FACTORY PRIMED**

#### **FINISH OPTIONS:**

**PAINT:** Core Colors, see our selection guide /options on pages IM-U-2 & 3, and for a wider color pallet see our standard color fan-deck.



WSS (Sm)

WBS (Sm)

	DOOR SLABS		PREHUNG DOORS (Must specify handing) w/Primed Pine Jambs & Prd MDF Colonial or Square Stops. (Casing NOT included.)				
	Raw	Pref. Add-On	4-9/16" Jamb Raw	4-13/16" Jamb Raw	5-1/4" Jamb Raw	6-9/16" Jamb Raw	Pref. Add-On
<b>Single Doors</b>							
1/0 x 6/8					*Quick Ship		
1/2 x 6/8					*Quick Ship		
1/4 x 6/8					*Quick Ship		
1/6 x 6/8	\$149.83	\$52.29	\$188.28	\$190.81	\$200.49	\$202.78	\$68.56
1/8 x 6/8					*Quick Ship		
1/10 x 6/8					*Quick Ship		
2/0 x 6/8	\$149.83	\$52.29	\$188.28	\$190.81	\$200.49	\$202.78	\$68.56
2/2 x 6/8					*Quick Ship		
2/4 x 6/8	\$149.83	\$52.29	\$188.28	\$190.81	\$200.49	\$202.78	\$68.56
2/6 x 6/8	\$149.83	\$52.29	\$188.28	\$190.81	\$200.49	\$202.78	\$68.56
2/8 x 6/8	\$154.04	\$52.29	\$192.49	\$195.02	\$204.70	\$206.99	\$68.56
2/10 x 6/8					*Quick Ship		
3/0 x 6/8	\$158.39	\$52.29	\$196.85	\$199.38	\$209.06	\$211.34	\$68.56
<b>Double Doors</b>							
3/0 x 6/8	- - -	- - -	\$347.42	\$349.95	\$359.63	\$361.91	\$120.85
4/0 x 6/8	- - -	- - -	\$352.10	\$352.10	\$366.75	\$369.50	\$121.81
5/0 x 6/8	- - -	- - -	\$352.10	\$355.14	\$366.75	\$369.50	\$123.72
5/4 x 6/8	- - -	- - -	\$360.53	\$363.57	\$375.18	\$377.92	\$123.72
6/0 x 6/8	- - -	- - -	\$369.24	\$372.28	\$383.89	\$386.63	\$123.72
<b>Bifold Doors (w/111 Track &amp; Hdwe) (Note: Bifold doors ship as boxed units with frames KD)</b>							
2/0 x 6/8	\$250.09	\$55.63	\$273.55	\$276.08	\$285.76	\$288.04	\$71.90
2/6 x 6/8	\$255.01	\$55.63	\$278.47	\$281.00	\$290.68	\$292.97	\$71.90
2/8 x 6/8					*Quick Ship		
3/0 x 6/8	\$259.95	\$55.63	\$283.42	\$285.94	\$295.62	\$297.91	\$71.90
<b>Bifold Double Doors</b>							
4/0 x 6/8	\$489.59	\$109.04	\$517.74	\$517.74	\$532.39	\$535.13	\$126.26
5/0 x 6/8	\$502.31	\$109.04	\$530.46	\$533.50	\$545.11	\$547.85	\$128.18
5/4 x 6/8					*Quick Ship		
6/0 x 6/8	\$515.18	\$109.04	\$543.33	\$546.37	\$557.98	\$560.72	\$128.18
<b>HINGE COLOR OPTIONS</b> (Std is US3/4 Brighter [Satin Brass]) [Hinge options are not available for bifold doors] Color Options: Bright Brass, Dull Chrome, Antique Brass, Antique Nickel, Satin Nickel, Oil Rubbed Bronze				<b>DOUBLE DOOR OPTIONS</b>			
				Std BB Hdwe, Pine T-Astragal		ADD	
				1-3/8" Ball Catches (pair):		\$32.89	
				Concealed Magnetic Catches (pr):		\$71.41	
				T-Astragal & 2 flush bolts:		\$132.24	
Single Prehung Doors			ADD:	\$6.72		T-Astragal & 1 flush bolt:	\$100.42
Double Prehung Doors			ADD:	\$13.44		Strike & Flush Bolt Color Options: SC, AB, SN, AN, ORB	

\*Quick Ship—Badger Three to Four Week Ship Program. Add one Week for Pre-finishing.



## PRIMED HARDBOARD DOORS

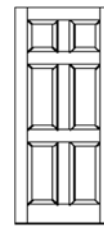
### 1-3/8" Hollow Core Molded 6-Panel Smooth

**Standard Hinge:** 3-1/2" Plain Bearing, US3/4 Brighter

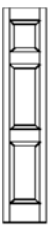
**FACTORY PRIMED**

**FINISH OPTIONS:**

**PAINT:** Core Colors, see our selection guide / options on pages IM-U-2 & 3, and for a wider color pallet see our standard color fan-deck.



WSP6A



WBP6A

	DOOR SLABS		PREHUNG DOORS (Must specify handing) w/Primed Pine Jamb & Prd MDF Colonial or Square Stops. (Casing NOT included.)				
	Raw	Pref. Add-On	4-9/16" Jamb Raw	4-13/16" Jamb Raw	5-1/4" Jamb Raw	6-9/16" Jamb Raw	Pref. Add-On
<b>Single Doors</b>							
1/0 x 6/8							*Quick Ship
1/2 x 6/8							*Quick Ship
1/4 x 6/8							*Quick Ship
1/6 x 6/8	\$63.09	\$52.29	\$101.37	\$103.90	\$113.58	\$115.87	\$68.56
1/8 x 6/8	\$66.22	\$52.29	\$104.50	\$107.03	\$116.71	\$119.00	\$68.56
1/10 x 6/8							*Quick Ship
2/0 x 6/8	\$66.22	\$52.29	\$104.50	\$107.03	\$116.71	\$119.00	\$68.56
2/2 x 6/8	\$72.06	\$52.29	\$110.34	\$112.87	\$122.55	\$124.84	\$68.56
2/4 x 6/8	\$72.06	\$52.29	\$110.34	\$112.87	\$122.55	\$124.84	\$68.56
2/6 x 6/8	\$72.06	\$52.29	\$110.34	\$112.87	\$122.55	\$124.84	\$68.56
2/8 x 6/8	\$74.78	\$52.29	\$113.07	\$115.60	\$125.28	\$127.56	\$68.56
2/10 x 6/8	\$75.46	\$52.29	\$113.74	\$116.27	\$125.95	\$128.23	\$68.56
3/0 x 6/8	\$75.46	\$52.29	\$113.74	\$116.27	\$125.95	\$128.23	\$68.56
<b>Double Doors</b>							
3/0 x 6/8	- - -	- - -	\$173.60	\$176.13	\$185.81	\$188.10	\$120.85
4/0 x 6/8	- - -	- - -	\$184.54	\$184.54	\$199.19	\$201.93	\$121.81
5/0 x 6/8	- - -	- - -	\$196.22	\$199.26	\$210.87	\$213.61	\$123.72
5/4 x 6/8	- - -	- - -	\$201.68	\$204.72	\$216.33	\$219.07	\$123.72
6/0 x 6/8	- - -	- - -	\$203.02	\$206.06	\$217.67	\$220.41	\$123.72
<b>Bifold Doors (w/1825 track&amp; Hdwe) (Note: Bifold doors ship as boxed units with frames KD)</b>							
2/0 x 6/8	\$100.00	\$55.63	\$123.46	\$125.99	\$135.67	\$137.96	\$71.90
2/6 x 6/8	\$106.60	\$55.63	\$130.06	\$132.59	\$142.27	\$144.56	\$71.90
2/8 x 6/8							*Quick Ship
3/0 x 6/8	\$112.74	\$55.63	\$136.20	\$138.73	\$148.41	\$150.70	\$71.90
<b>Bifold Double Doors</b>							
4/0 x 6/8	\$199.39	\$109.04	\$227.54	\$227.54	\$242.19	\$244.93	\$126.26
5/0 x 6/8	\$213.60	\$109.04	\$241.75	\$244.79	\$256.40	\$259.14	\$128.18
5/4 x 6/8							*Quick Ship
6/0 x 6/8	\$226.18	\$109.04	\$254.33	\$257.37	\$268.98	\$271.72	\$128.18
<b>HINGE COLOR OPTIONS</b> (Std is US3/4 Brighter [Satin Brass]) [Hinge options are not available for bifold doors] Color Options: Bright Brass, Dull Chrome, Antique Brass, Antique Nickel, Satin Nickel, Oil Rubbed Bronze				<b>DOUBLE DOOR OPTIONS</b>			
				Std BB Hdwe, Pine T-Astragal		ADD	
				1-3/8" Ball Catches (pair):		\$32.89	
				Concealed Magnetic Catches (pr):		\$71.41	
				T-Astragal & 2 flush bolts:		\$132.24	
Single Prehung Doors			ADD:		\$5.49	T-Astragal & 1 flush bolt:	\$100.42
Double Prehung Doors			ADD:		\$10.98	Strike & Flush Bolt Color Options: SC, AB, SN, AN, ORB	

\*Quick Ship—Badger Three to Four Week Ship Program. Add one Week for Pre-finishing.

## PRIMED HARDBOARD DOORS

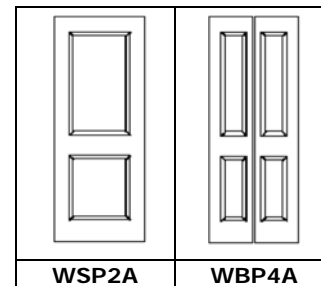
### 1-3/8" Hollow Core Molded 2-Panel Smooth

**Standard Hinge:** 3-1/2" Plain Bearing, US3/4 Brighter

**FACTORY PRIMED**

**FINISH OPTIONS:**

**PAINT:** Core Colors, see our selection guide / options on pages IM-U-2 & 3, and for a wider color pallet see our standard color fan-deck.



**WSP2A**

**WBP4A**

	DOOR SLABS		PREHUNG DOORS (Must specify handing) w/Primed Pine Jambs & Prd MDF Colonial or Square Stops. (Casing NOT included.)				
	Raw	Pref. Add-On	4-9/16" Jamb Raw	4-13/16" Jamb Raw	5-1/4" Jamb Raw	6-9/16" Jamb Raw	Pref. Add-On
<b>Single Doors</b>							
1/0 x 6/8							*Quick Ship
1/2 x 6/8							*Quick Ship
1/4 x 6/8							*Quick Ship
1/6 x 6/8	\$63.09	\$52.29	\$101.37	\$103.90	\$113.58	\$115.87	\$68.56
1/8 x 6/8							*Quick Ship
1/10 x 6/8							*Quick Ship
2/0 x 6/8	\$66.22	\$52.29	\$104.50	\$107.03	\$116.71	\$119.00	\$68.56
2/2 x 6/8							*Quick Ship
2/4 x 6/8	\$72.06	\$52.29	\$110.34	\$112.87	\$122.55	\$124.84	\$68.56
2/6 x 6/8	\$72.06	\$52.29	\$110.34	\$112.87	\$122.55	\$124.84	\$68.56
2/8 x 6/8	\$74.78	\$52.29	\$113.07	\$115.60	\$125.28	\$127.56	\$68.56
2/10 x 6/8							*Quick Ship
3/0 x 6/8	\$75.46	\$52.29	\$113.74	\$116.27	\$125.95	\$128.23	\$68.56
<b>Double Doors</b>							
3/0 x 6/8	---	---	\$173.60	\$176.13	\$185.81	\$188.10	\$120.85
4/0 x 6/8	---	---	\$184.54	\$184.54	\$199.19	\$201.93	\$121.81
5/0 x 6/8	---	---	\$196.22	\$199.26	\$210.87	\$213.61	\$123.72
5/4 x 6/8	---	---	\$201.68	\$204.72	\$216.33	\$219.07	\$123.72
6/0 x 6/8	---	---	\$203.02	\$206.06	\$217.67	\$220.41	\$123.72
<b>Bifold Doors (w/1825 track&amp; Hdwe) (Note: Bifold doors ship as boxed units with frames KD)</b>							
2/0 x 6/8	\$100.00	\$55.63	\$123.46	\$125.99	\$135.67	\$137.96	\$71.90
2/6 x 6/8	\$106.60	\$55.63	\$130.06	\$132.59	\$142.27	\$144.56	\$71.90
2/8 x 6/8							*Quick Ship
3/0 x 6/8	\$112.74	\$55.63	\$136.20	\$138.73	\$148.41	\$150.70	\$71.90
<b>Bifold Double Doors</b>							
4/0 x 6/8	\$199.39	\$109.04	\$227.54	\$227.54	\$242.19	\$244.93	\$126.26
5/0 x 6/8	\$213.60	\$109.04	\$241.75	\$244.79	\$256.40	\$259.14	\$128.18
5/4 x 6/8							*Quick Ship
6/0 x 6/8	\$226.18	\$109.04	\$254.33	\$257.37	\$268.98	\$271.72	\$128.18
<b>HINGE COLOR OPTIONS</b> (Std is US3/4 Brighter [Satin Brass]) [Hinge options are not available for bifold doors] Color Options: Bright Brass, Dull Chrome, Antique Brass, Antique Nickel, Satin Nickel, Oil Rubbed Bronze				<b>DOUBLE DOOR OPTIONS</b>			
				Std BB Hdwe, Pine T-Astragal		ADD	
				1-3/8" Ball Catches (pair):		\$32.89	
				Concealed Magnetic Catches (pr):		\$71.41	
				T-Astragal & 2 flush bolts:		\$132.24	
Single Prehung Doors			ADD:	\$5.49		T-Astragal & 1 flush bolt:	
Double Prehung Doors			ADD:	\$10.98		Strike & Flush Bolt Color Options: SC, AB, SN, AN, ORB	

\*Quick Ship—Badger Three to Four Week Ship Program. Add one Week for Pre-finishing.

## PRIMED HARDBOARD DOORS

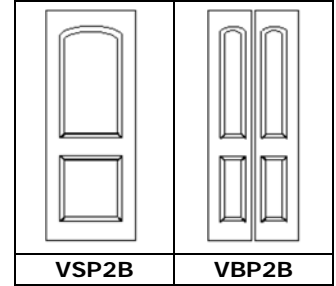
### 1-3/8" Hollow Core Molded 2-Panel Roman Top Smooth

**Standard Hinge:** 3-1/2" Plain Bearing, US3/4 Brighter

**FACTORY PRIMED**

**FINISH OPTIONS:**

**PAINT:** Core Colors, see our selection guide / options on pages IM-U-2 & 3, and for a wider color pallet see our standard color fan-deck.



	DOOR SLABS		PREHUNG DOORS (Must specify handing) w/Primed Pine Jambes & Prd MDF Colonial or Square Stops. (Casing NOT included.)				
	Raw	Pref. Add-On	4-9/16" Jamb Raw	4-13/16" Jamb Raw	5-1/4" Jamb Raw	6-9/16" Jamb Raw	Pref. Add-On
<b>Single Doors</b>							
1/0 x 6/8							*Quick Ship
1/2 x 6/8							*Quick Ship
1/4 x 6/8							*Quick Ship
1/6 x 6/8	\$63.09	\$52.29	\$101.37	\$103.90	\$113.58	\$115.87	\$68.56
1/8 x 6/8							*Quick Ship
1/10 x 6/8							*Quick Ship
2/0 x 6/8	\$66.22	\$52.29	\$104.50	\$107.03	\$116.71	\$119.00	\$68.56
2/2 x 6/8							*Quick Ship
2/4 x 6/8	\$72.06	\$52.29	\$110.34	\$112.87	\$122.55	\$124.84	\$68.56
2/6 x 6/8	\$72.06	\$52.29	\$110.34	\$112.87	\$122.55	\$124.84	\$68.56
2/8 x 6/8	\$74.78	\$52.29	\$113.07	\$115.60	\$125.28	\$127.56	\$68.56
2/10 x 6/8							*Quick Ship
3/0 x 6/8	\$75.46	\$52.29	\$113.74	\$116.27	\$125.95	\$128.23	\$68.56
<b>Double Doors</b>							
3/0 x 6/8	- - -	- - -	\$173.60	\$176.13	\$185.81	\$188.10	\$120.85
4/0 x 6/8	- - -	- - -	\$184.54	\$184.54	\$199.19	\$201.93	\$121.81
5/0 x 6/8	- - -	- - -	\$196.22	\$199.26	\$210.87	\$213.61	\$123.72
5/4 x 6/8	- - -	- - -	\$201.68	\$204.72	\$216.33	\$219.07	\$123.72
6/0 x 6/8	- - -	- - -	\$203.02	\$206.06	\$217.67	\$220.41	\$123.72
<b>Bifold Doors (w/1825 track&amp; Hdwe) (Note: Bifold doors ship as boxed units with frames KD)</b>							
2/0 x 6/8	\$100.00	\$55.63	\$123.46	\$125.99	\$135.67	\$137.96	\$71.90
2/6 x 6/8	\$106.60	\$55.63	\$130.06	\$132.59	\$142.27	\$144.56	\$71.90
2/8 x 6/8							*Quick Ship
3/0 x 6/8	\$112.74	\$55.63	\$136.20	\$138.73	\$148.41	\$150.70	\$71.90
<b>Bifold Double Doors</b>							
4/0 x 6/8	\$199.39	\$109.04	\$227.54	\$227.54	\$242.19	\$244.93	\$126.26
5/0 x 6/8	\$213.60	\$109.04	\$241.75	\$244.79	\$256.40	\$259.14	\$128.18
5/4 x 6/8							*Quick Ship
6/0 x 6/8	\$226.18	\$109.04	\$254.33	\$257.37	\$268.98	\$271.72	\$128.18
<b>HINGE COLOR OPTIONS</b> (Std is US3/4 Brighter [Satin Brass]) [Hinge options are not available for bifold doors] Color Options: Bright Brass, Dull Chrome, Antique Brass, Antique Nickel, Satin Nickel, Oil Rubbed Bronze				<b>DOUBLE DOOR OPTIONS</b>			
				Std BB Hdwe, Pine T-Astragal		ADD	
				1-3/8" Ball Catches (pair):		\$32.89	
				Concealed Magnetic Catches (pr):		\$71.41	
				T-Astragal & 2 flush bolts:		\$132.24	
Single Prehung Doors		ADD:		\$5.49		T-Astragal & 1 flush bolt:	
Double Prehung Doors		ADD:		\$10.98		Strike & Flush Bolt Color Options: SC, AB, SN, AN, ORB	

\*Quick Ship—Badger Three to Four Week Ship Program. Add one Week for Pre-finishing.

## PRIMED HARDBOARD DOORS

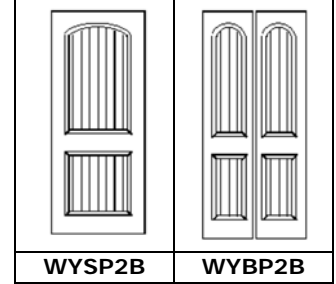
### 1-3/8" Hollow Core Molded Cheyenne 2-Panel Arch Top, Plank Smooth

**Standard Hinge:** 3-1/2" Plain Bearing, US3/4 Brighter

**FACTORY PRIMED**

**FINISH OPTIONS:**

**PAINT:** Core Colors, see our selection guide / options on pages IM-U-2 & 3, and for a wider color pallet see our standard color fan-deck.



	DOOR SLABS		PREHUNG DOORS (Must specify handing) w/Primed Pine Jambs & Prd MDF Colonial or Square Stops. (Casing NOT included.)				
	Raw	Pref. Add-On	4-9/16" Jamb Raw	4-13/16" Jamb Raw	5-1/4" Jamb Raw	6-9/16" Jamb Raw	Pref. Add-On
<b>Single Doors</b>							
1/0 x 6/8							*Quick Ship
1/2 x 6/8							*Quick Ship
1/4 x 6/8							*Quick Ship
1/6 x 6/8	\$63.70	\$52.29	\$101.99	\$104.52	\$114.20	\$116.48	\$68.56
1/8 x 6/8							*Quick Ship
1/10 x 6/8							*Quick Ship
2/0 x 6/8	\$66.86	\$52.29	\$105.14	\$107.67	\$117.35	\$119.64	\$68.56
2/2 x 6/8							*Quick Ship
2/4 x 6/8	\$72.76	\$52.29	\$111.04	\$113.57	\$123.25	\$125.54	\$68.56
2/6 x 6/8	\$72.76	\$52.29	\$111.04	\$113.57	\$123.25	\$125.54	\$68.56
2/8 x 6/8	\$75.50	\$52.29	\$113.78	\$116.31	\$125.99	\$128.28	\$68.56
2/10 x 6/8							*Quick Ship
3/0 x 6/8	\$76.18	\$52.29	\$114.47	\$117.00	\$126.68	\$128.96	\$68.56
<b>Double Doors</b>							
3/0 x 6/8	- - -	- - -	\$174.83	\$177.36	\$187.04	\$189.32	\$120.85
4/0 x 6/8	- - -	- - -	\$185.83	\$185.83	\$200.48	\$203.22	\$121.81
5/0 x 6/8	- - -	- - -	\$197.62	\$200.66	\$212.27	\$215.01	\$123.72
5/4 x 6/8	- - -	- - -	\$203.10	\$206.15	\$217.76	\$220.50	\$123.72
6/0 x 6/8	- - -	- - -	\$204.48	\$207.52	\$219.13	\$221.87	\$123.72
<b>Bifold Doors (w/1825 track&amp; Hdwe) (Note: Bifold doors ship as boxed units with frames KD)</b>							
2/0 x 6/8	\$100.85	\$55.63	\$124.31	\$126.83	\$136.52	\$138.80	\$71.90
2/6 x 6/8	\$107.50	\$55.63	\$130.96	\$133.49	\$143.17	\$145.46	\$71.90
2/8 x 6/8							*Quick Ship
3/0 x 6/8	\$113.70	\$55.63	\$137.16	\$139.69	\$149.37	\$151.65	\$71.90
<b>Bifold Double Doors</b>							
4/0 x 6/8	\$201.08	\$109.04	\$229.22	\$229.22	\$243.87	\$246.62	\$126.26
5/0 x 6/8	\$215.40	\$109.04	\$243.55	\$246.59	\$258.20	\$260.94	\$128.18
5/4 x 6/8							*Quick Ship
6/0 x 6/8	\$228.09	\$109.04	\$256.24	\$259.28	\$270.89	\$273.63	\$128.18
<b>HINGE COLOR OPTIONS</b> (Std is US3/4 Brighter [Satin Brass]) [Hinge options are not available for bifold doors] Color Options: Bright Brass, Dull Chrome, Antique Brass, Antique Nickel, Satin Nickel, Oil Rubbed Bronze				<b>DOUBLE DOOR OPTIONS</b>			
				Std BB Hdwe, Pine T-Astragal		ADD	
				1-3/8" Ball Catches (pair):		\$32.89	
				Concealed Magnetic Catches (pr):		\$71.41	
				T-Astragal & 2 flush bolts:		\$132.24	
Single Prehung Doors			ADD:	\$5.49	T-Astragal & 1 flush bolt:		\$100.42
Double Prehung Doors			ADD:	\$10.98	Strike & Flush Bolt Color Options: SC, AB, SN, AN, ORB		

\*Quick Ship—Badger Three to Four Week Ship Program. Add one Week for Pre-finishing.

## PRIMED HARDBOARD DOORS

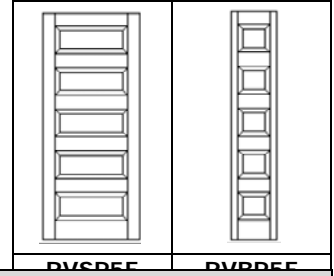
### 1-3/8" Hollow Core Molded Riverside Raised 5-Panel Smooth

**Standard Hinge:** 3-1/2" Plain Bearing, US3/4 Brighter

**FACTORY PRIMED**

**FINISH OPTIONS:**

**PAINT:** Core Colors, see our selection guide / options on pages IM-U-2 & 3, and for a wider color pallet see our standard color fan-deck.



	DOOR SLABS		PREHUNG DOORS (Must specify handing) w/Primed Pine Jamb & Prd MDF Colonial or Square Stops. (Casing NOT included.)				
	Raw	Pref. Add-On	4-9/16" Jamb Raw	4-13/16" Jamb Raw	5-1/4" Jamb Raw	6-9/16" Jamb Raw	Pref. Add-On
Single Doors							
1/0 x 6/8	*Quick Ship						
1/2 x 6/8	*Quick Ship						
1/4 x 6/8	*Quick Ship						
1/6 x 6/8	\$63.70	\$52.29	\$101.99	\$104.52	\$114.20	\$116.48	\$68.56
1/8 x 6/8	*Quick Ship						
1/10 x 6/8	*Quick Ship						
2/0 x 6/8	\$66.86	\$52.29	\$105.14	\$107.67	\$117.35	\$119.64	\$68.56
2/2 x 6/8	*Quick Ship						
2/4 x 6/8	\$72.76	\$52.29	\$111.04	\$113.57	\$123.25	\$125.54	\$68.56
2/6 x 6/8	\$72.76	\$52.29	\$111.04	\$113.57	\$123.25	\$125.54	\$68.56
2/8 x 6/8	\$75.50	\$52.29	\$113.78	\$116.31	\$125.99	\$128.28	\$68.56
2/10 x 6/8	*Quick Ship						
3/0 x 6/8	\$76.18	\$52.29	\$114.47	\$117.00	\$126.68	\$128.96	\$68.56
Double Doors							
3/0 x 6/8	- - -	- - -	\$174.83	\$177.36	\$187.04	\$189.32	\$120.85
4/0 x 6/8	- - -	- - -	\$185.83	\$185.83	\$200.48	\$203.22	\$121.81
5/0 x 6/8	- - -	- - -	\$197.62	\$200.66	\$212.27	\$215.01	\$123.72
5/4 x 6/8	- - -	- - -	\$203.10	\$206.15	\$217.76	\$220.50	\$123.72
6/0 x 6/8	- - -	- - -	\$204.48	\$207.52	\$219.13	\$221.87	\$123.72
Bifold Doors (w/1825 track& Hdwe) (Note: Bifold doors ship as boxed units with frames KD)							
2/0 x 6/8	\$100.85	\$55.63	\$124.31	\$126.83	\$136.52	\$138.80	\$71.90
2/6 x 6/8	\$107.50	\$55.63	\$130.96	\$133.49	\$143.17	\$145.46	\$71.90
2/8 x 6/8	*Quick Ship						
3/0 x 6/8	\$113.70	\$55.63	\$137.16	\$139.69	\$149.37	\$151.65	\$71.90
Bifold Double Doors							
4/0 x 6/8	\$201.08	\$109.04	\$229.22	\$229.22	\$243.87	\$246.62	\$126.26
5/0 x 6/8	\$215.40	\$109.04	\$243.55	\$246.59	\$258.20	\$260.94	\$128.18
5/4 x 6/8	*Quick Ship						
6/0 x 6/8	\$228.09	\$109.04	\$256.24	\$259.28	\$270.89	\$273.63	\$128.18
HINGE COLOR OPTIONS (Std is US3/4 Brighter [Satin Brass]) [Hinge options are not available for bifold doors] Color Options: Bright Brass, Dull Chrome, Antique Brass, Antique Nickel, Satin Nickel, Oil Rubbed Bronze					DOUBLE DOOR OPTIONS		
					Std BB Hdwe, Pine T-Astragal		ADD
					1-3/8" Ball Catches (pair):		\$32.89
					Concealed Magnetic Catches (pr):		\$71.41
					T-Astragal & 2 flush bolts:		\$132.24
Single Prehung Doors			ADD:	\$5.49	T-Astragal & 1 flush bolt:		\$100.42
Double Prehung Doors			ADD:	\$10.98	Strike & Flush Bolt Color Options: SC, AB, SN, AN, ORB		

\*Quick Ship—Badger Three to Four Week Ship Program. Add one Week for Pre-finishing.

# 1-3/8" JELD-WEN HOLLOW CORE MOLDED PANEL DOORS - 6'8"

## Conmore—Flat 5-Panel Smooth


### Standard Hinge:

3-1/2" Plain Bearing, US3/4 Brighter

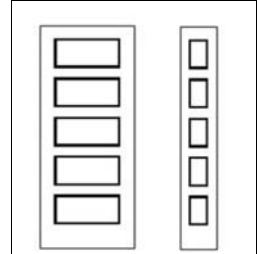
### FACTORY PRIMED

### FINISH OPTIONS:

**PAINT:** Core Colors, see our selection guide /options on pages IM-U-2 & 3, and for a wider color pallet see our standard color fan-deck.



**With Stepped Sticking**



**CXSH5E**

**CXBH5E**

	DOOR SLABS		PREHUNG DOORS (Must specify handing) w/Primed Pine Jambs & Prd MDF Colonial or Square Stops. (Casing NOT included.)				
	Raw	Pref. Add-On	4-9/16" Jamb Raw	4-13/16" Jamb Raw	5-1/4" Jamb Raw	6-9/16" Jamb Raw	Pref. Add-On
<b>Single Doors</b>							
1/6 x 6/8	\$92.33	\$52.29	\$130.62	\$133.15	\$142.83	\$145.11	\$68.56
1/8 x 6/8	*Not Available						
2/0 x 6/8	\$92.33	\$52.29	\$130.62	\$133.15	\$142.83	\$145.11	\$68.56
2/2 x 6/8	*Not Available						
2/4 x 6/8	\$97.33	\$52.29	\$135.62	\$138.14	\$147.83	\$150.11	\$68.56
2/6 x 6/8	\$100.33	\$52.29	\$138.62	\$141.14	\$150.83	\$153.11	\$68.56
2/8 x 6/8	\$102.33	\$52.29	\$140.62	\$143.14	\$152.82	\$155.11	\$68.56
2/10 x 6/8	*Not Available						
3/0 x 6/8	\$106.87	\$52.29	\$145.16	\$147.68	\$157.37	\$159.65	\$68.56
<b>Double Doors</b>							
3/0 x 6/8	- - -	- - -	\$232.09	\$234.62	\$244.30	\$246.59	\$120.85
4/0 x 6/8	- - -	- - -	\$236.78	\$236.78	\$251.43	\$254.17	\$121.81
5/0 x 6/8	- - -	- - -	\$252.77	\$255.81	\$267.42	\$270.16	\$123.72
5/4 x 6/8	- - -	- - -	\$256.77	\$259.81	\$271.42	\$274.16	\$123.72
6/0 x 6/8	- - -	- - -	\$265.85	\$268.89	\$280.50	\$283.24	\$123.72
<b>Bifold Doors (w/Hdwe - 1825 track for panels to 50 lbs.)</b>							
2/0 x 6/8	\$130.11	\$55.63	\$153.57	\$156.09	\$165.78	\$168.06	\$71.90
2/6 x 6/8	\$134.89	\$55.63	\$158.35	\$160.88	\$170.56	\$172.85	\$71.90
2/8 x 6/8	*Quick Ship						
3/0 x 6/8	\$143.54	\$55.63	\$167.00	\$169.53	\$179.21	\$181.50	\$71.90
<b>Bifold Double Doors</b>							
4/0 x 6/8	\$259.60	\$109.04	\$287.74	\$287.74	\$302.39	\$305.14	\$126.26
5/0 x 6/8	\$270.18	\$109.04	\$298.32	\$301.37	\$312.97	\$315.72	\$128.18
5/4 x 6/8	*Quick Ship						
6/0 x 6/8	\$287.78	\$109.04	\$315.93	\$318.97	\$330.58	\$333.32	\$128.18
<b>HINGE COLOR OPTIONS</b> (Std is US3/4 Brighter [Satin Brass]) [Hinge options are not available for bifold doors] Color Options: Bright Brass, Dull Chrome, Antique Brass, Antique Nickel, Satin Nickel, Oil Rubbed Bronze				<b>DOUBLE DOOR OPTIONS</b>			
				Std BB Hdwe, Pine T-Astragal		ADD	
				1-3/8" Ball Catches (pair):		\$32.89	
				Concealed Magnetic Catches (pr):		\$71.41	
				T-Astragal & 2 flush bolts:		\$132.24	
Single Prehung Doors			ADD:	\$5.49	T-Astragal & 1 flush bolt:		\$100.42
Double Prehung Doors			ADD:	\$10.98	Strike & Flush Bolt Color Options: SC, AB, SN, AN, ORB		

\*Quick Ship—Badger Three to Four Week Ship Program. Add one Week for Pre-finishing.

# 1-3/8" MASONITE HOLLOW CORE MOLDED PANEL DOORS - 6'8"

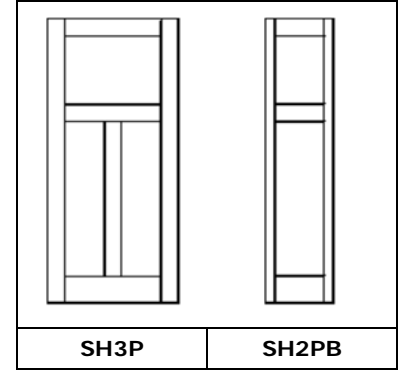
## 3-Panel Winslow

**Standard Hinge:**  
3-1/2" Plain Bearing, US3/4 Brighter

### FACTORY PRIMED

### FINISH OPTIONS:

**PAINT:** Core Colors, see our selection guide /options on pages IM-U-2 & 3, and for a wider color pallet see our standard color fan-deck.



	DOOR SLABS		PREHUNG DOORS (Must specify handing) w/Primed Pine Jambs & Prd MDF Colonial or Square Stops. (Casing NOT included.)				
	Raw	Pref. Add-On	4-9/16" Jamb Raw	4-13/16" Jamb Raw	5-1/4" Jamb Raw	6-9/16" Jamb Raw	Pref. Add-On
Single Doors							
1/6 x 6/8	\$89.56	\$52.29	\$127.85	\$130.38	\$140.06	\$142.34	\$68.56
1/8 x 6/8	\$90.94	\$52.29	\$129.22	\$131.75	\$141.43	\$143.71	\$68.56
2/0 x 6/8	\$90.94	\$52.29	\$129.22	\$131.75	\$141.43	\$143.71	\$68.56
2/2 x 6/8	*Quick Ship						
2/4 x 6/8	\$97.25	\$52.29	\$135.53	\$138.06	\$147.74	\$150.03	\$68.56
2/6 x 6/8	\$97.25	\$52.29	\$135.53	\$138.06	\$147.74	\$150.03	\$68.56
2/8 x 6/8	\$99.85	\$52.29	\$138.13	\$140.66	\$150.34	\$152.62	\$68.56
2/10 x 6/8	\$100.40	\$52.29	\$138.69	\$141.21	\$150.90	\$153.18	\$68.56
3/0 x 6/8	\$100.40	\$52.29	\$138.69	\$141.21	\$150.90	\$153.18	\$68.56
Double Doors							
3/0 x 6/8	- - -	- - -	\$226.55	\$229.08	\$238.76	\$241.05	\$120.85
4/0 x 6/8	- - -	- - -	\$233.98	\$233.98	\$248.63	\$251.37	\$121.81
5/0 x 6/8	- - -	- - -	\$246.60	\$249.64	\$261.25	\$263.99	\$123.72
5/4 x 6/8	- - -	- - -	\$251.80	\$254.84	\$266.45	\$269.19	\$123.72
6/0 x 6/8	- - -	- - -	\$252.91	\$255.95	\$267.56	\$270.31	\$123.72
Bifold Doors (w/Hdwe - 1825 track for panels to 50 lbs.)							
2/0 x 6/8	\$124.36	\$55.63	\$147.83	\$150.35	\$160.04	\$162.32	\$71.90
2/6 x 6/8	\$131.02	\$55.63	\$154.48	\$157.01	\$166.69	\$168.98	\$71.90
2/8 x 6/8	*Quick Ship						
3/0 x 6/8	\$137.33	\$55.63	\$160.79	\$163.32	\$173.00	\$175.29	\$71.90
Bifold Double Doors							
4/0 x 6/8	\$248.12	\$109.04	\$276.26	\$276.26	\$290.91	\$293.65	\$126.26
5/0 x 6/8	\$262.44	\$109.04	\$290.58	\$293.63	\$305.24	\$307.98	\$128.18
5/4 x 6/8	*Quick Ship						
6/0 x 6/8	\$275.36	\$109.04	\$303.51	\$306.55	\$318.16	\$320.90	\$128.18
HINGE COLOR OPTIONS (Std is US3/4 Brighter [Satin Brass]) [Hinge options are not available for bifold doors] Color Options: Bright Brass, Dull Chrome, Antique Brass, Antique Nickel, Satin Nickel, Oil Rubbed Bronze					DOUBLE DOOR OPTIONS		
					Std BB Hdwe, Pine T-Astragal		ADD
					1-3/8" Ball Catches (pair):		\$32.89
					Concealed Magnetic Catches (pr):		\$71.41
					T-Astragal & 2 flush bolts:		\$132.24
Single Prehung Doors			ADD:	\$5.49	T-Astragal & 1 flush bolt:		
Double Prehung Doors			ADD:	\$10.98	Strike & Flush Bolt Color Options: SC, AB, SN, AN, ORB		

\*Quick Ship—Badger Three to Four Week Ship Program. Add one Week for Pre-finishing.



# 1-3/8" MASONITE HOLLOW CORE MOLDED PANEL DOORS - 6'8"

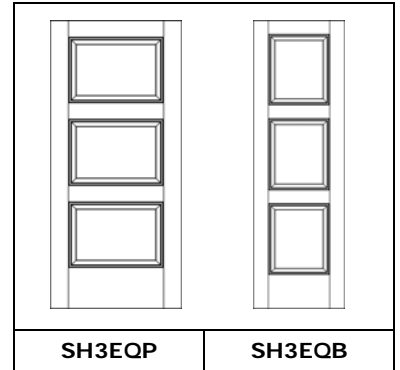
## 3-Equal Panel Livingston

**Standard Hinge:**  
 3-1/2" Plain Bearing, US3/4 Brighter

### FACTORY PRIMED

### FINISH OPTIONS:

**PAINT:** Core Colors, see our selection guide /options on pages IM-U-2 & 3, and for a wider color pallet see our standard color fan-deck.



	DOOR SLABS		PREHUNG DOORS (Must specify handing) w/Primed Pine Jambs & Prd MDF Colonial or Square Stops. (Casing NOT included.)				
	Raw	Pref. Add-On	4-9/16" Jamb Raw	4-13/16" Jamb Raw	5-1/4" Jamb Raw	6-9/16" Jamb Raw	Pref. Add-On
Single Doors							
1/6 x 6/8	\$89.56	\$52.29	\$127.85	\$130.38	\$140.06	\$142.34	\$68.56
1/8 x 6/8	*Quick Ship						
2/0 x 6/8	\$90.94	\$52.29	\$129.22	\$131.75	\$141.43	\$143.71	\$68.56
2/2 x 6/8	*Quick Ship						
2/4 x 6/8	\$97.25	\$52.29	\$135.53	\$138.06	\$147.74	\$150.03	\$68.56
2/6 x 6/8	\$97.25	\$52.29	\$135.53	\$138.06	\$147.74	\$150.03	\$68.56
2/8 x 6/8	\$99.85	\$52.29	\$138.13	\$140.66	\$150.34	\$152.62	\$68.56
2/10 x 6/8	*Quick Ship						
3/0 x 6/8	\$100.40	\$52.29	\$138.69	\$141.21	\$150.90	\$153.18	\$68.56
Double Doors							
3/0 x 6/8	- - -	- - -	\$226.55	\$229.08	\$238.76	\$241.05	\$120.85
4/0 x 6/8	- - -	- - -	\$233.98	\$233.98	\$248.63	\$251.37	\$121.81
5/0 x 6/8	- - -	- - -	\$246.60	\$249.64	\$261.25	\$263.99	\$123.72
5/4 x 6/8	- - -	- - -	\$251.80	\$254.84	\$266.45	\$269.19	\$123.72
6/0 x 6/8	- - -	- - -	\$252.91	\$255.95	\$267.56	\$270.31	\$123.72
Bifold Doors (w/Hdwe - 1825 track for panels to 50 lbs.)							
2/0 x 6/8	\$124.36	\$55.63	\$147.83	\$150.35	\$160.04	\$162.32	\$71.90
2/6 x 6/8	\$131.02	\$55.63	\$154.48	\$157.01	\$166.69	\$168.98	\$71.90
2/8 x 6/8	*Quick Ship						
3/0 x 6/8	\$137.33	\$55.63	\$160.79	\$163.32	\$173.00	\$175.29	\$71.90
Bifold Double Doors							
4/0 x 6/8	\$248.12	\$109.04	\$276.26	\$276.26	\$290.91	\$293.65	\$126.26
5/0 x 6/8	\$262.44	\$109.04	\$290.58	\$293.63	\$305.24	\$307.98	\$128.18
5/4 x 6/8	*Quick Ship						
6/0 x 6/8	\$275.36	\$109.04	\$303.51	\$306.55	\$318.16	\$320.90	\$128.18
HINGE COLOR OPTIONS (Std is US3/4 Brighter [Satin Brass]) [Hinge options are not available for bifold doors] Color Options: Bright Brass, Dull Chrome, Antique Brass, Antique Nickel, Satin Nickel, Oil Rubbed Bronze					DOUBLE DOOR OPTIONS		
					Std BB Hdwe, Pine T-Astragal		ADD
					1-3/8" Ball Catches (pair):		\$32.89
					Concealed Magnetic Catches (pr):		\$71.41
					T-Astragal & 2 flush bolts:		\$132.24
Single Prehung Doors			ADD:	\$5.49	T-Astragal & 1 flush bolt:		
Double Prehung Doors			ADD:	\$10.98	Strike & Flush Bolt Color Options: SC, AB, SN, AN, ORB		

\*Quick Ship—Badger Three to Four Week Ship Program. Add one Week for Pre-finishing.

# 1-3/8" MASONITE HOLLOW CORE MOLDED PANEL DOORS - 6'8"

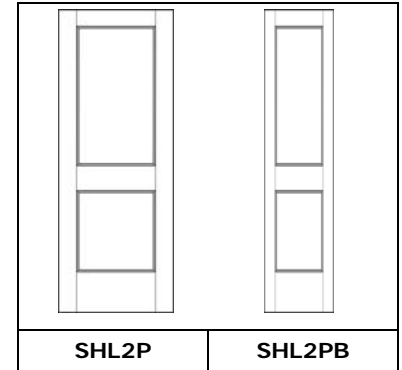
## 2-Panel Logan

**Standard Hinge:**  
3-1/2" Plain Bearing, US3/4 Brighter

### FACTORY PRIMED

### FINISH OPTIONS:

**PAINT:** Core Colors, see our selection guide /options on pages IM-U-2 & 3, and for a wider color pallet see our standard color fan-deck.



	DOOR SLABS		PREHUNG DOORS (Must specify handing) w/Primed Pine Jambs & Prd MDF Colonial or Square Stops. (Casing NOT included.)				
	Raw	Pref. Add-On	4-9/16" Jamb Raw	4-13/16" Jamb Raw	5-1/4" Jamb Raw	6-9/16" Jamb Raw	Pref. Add-On
Single Doors							
1/6 x 6/8	\$89.56	\$52.29	\$127.85	\$130.38	\$140.06	\$142.34	\$68.56
1/8 x 6/8	*Quick Ship						
2/0 x 6/8	\$90.94	\$52.29	\$129.22	\$131.75	\$141.43	\$143.71	\$68.56
2/2 x 6/8	*Quick Ship						
2/4 x 6/8	\$97.25	\$52.29	\$135.53	\$138.06	\$147.74	\$150.03	\$68.56
2/6 x 6/8	\$97.25	\$52.29	\$135.53	\$138.06	\$147.74	\$150.03	\$68.56
2/8 x 6/8	\$99.85	\$52.29	\$138.13	\$140.66	\$150.34	\$152.62	\$68.56
2/10 x 6/8	*Quick Ship						
3/0 x 6/8	\$100.40	\$52.29	\$138.69	\$141.21	\$150.90	\$153.18	\$68.56
Double Doors							
3/0 x 6/8	- - -	- - -	\$226.55	\$229.08	\$238.76	\$241.05	\$120.85
4/0 x 6/8	- - -	- - -	\$233.98	\$233.98	\$248.63	\$251.37	\$121.81
5/0 x 6/8	- - -	- - -	\$246.60	\$249.64	\$261.25	\$263.99	\$123.72
5/4 x 6/8	- - -	- - -	\$251.80	\$254.84	\$266.45	\$269.19	\$123.72
6/0 x 6/8	- - -	- - -	\$252.91	\$255.95	\$267.56	\$270.31	\$123.72
Bifold Doors (w/Hdwe - 1825 track for panels to 50 lbs.)							
2/0 x 6/8	\$124.36	\$55.63	\$147.83	\$150.35	\$160.04	\$162.32	\$71.90
2/6 x 6/8	\$131.02	\$55.63	\$154.48	\$157.01	\$166.69	\$168.98	\$71.90
2/8 x 6/8	*Quick Ship						
3/0 x 6/8	\$137.33	\$55.63	\$160.79	\$163.32	\$173.00	\$175.29	\$71.90
Bifold Double Doors							
4/0 x 6/8	\$248.12	\$109.04	\$276.26	\$276.26	\$290.91	\$293.65	\$126.26
5/0 x 6/8	\$262.44	\$109.04	\$290.58	\$293.63	\$305.24	\$307.98	\$128.18
5/4 x 6/8	*Quick Ship						
6/0 x 6/8	\$275.36	\$109.04	\$303.51	\$306.55	\$318.16	\$320.90	\$128.18
HINGE COLOR OPTIONS (Std is US3/4 Brighter [Satin Brass]) [Hinge options are not available for bifold doors] Color Options: Bright Brass, Dull Chrome, Antique Brass, Antique Nickel, Satin Nickel, Oil Rubbed Bronze					DOUBLE DOOR OPTIONS		
					Std BB Hdwe, Pine T-Astragal		ADD
					1-3/8" Ball Catches (pair):		\$32.89
					Concealed Magnetic Catches (pr):		\$71.41
					T-Astragal & 2 flush bolts:		\$132.24
Single Prehung Doors			ADD:	\$5.49	T-Astragal & 1 flush bolt:		\$100.42
Double Prehung Doors			ADD:	\$10.98	Strike & Flush Bolt Color Options: SC, AB, SN, AN, ORB		

\*Quick Ship—Badger Three to Four Week Ship Program. Add one Week for Pre-finishing.

# 1-3/8" MASONITE HOLLOW CORE MOLDED PANEL DOORS - 6'8"

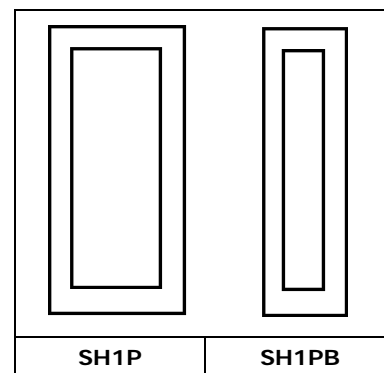

## 1-Panel Lincoln Park

**Standard Hinge:**  
3-1/2" Plain Bearing, US3/4 Brighter

### FACTORY PRIMED

### FINISH OPTIONS:

**PAINT:** Core Colors, see our selection guide /options on pages IM-U-2 & 3, and for a wider color pallet see our standard color fan-deck.



	DOOR SLABS		PREHUNG DOORS (Must specify handing) w/Primed Pine Jambs & Prd MDF Colonial or Square Stops. (Casing NOT included.)				
	Raw	Pref. Add-On	4-9/16" Jamb Raw	4-13/16" Jamb Raw	5-1/4" Jamb Raw	6-9/16" Jamb Raw	Pref. Add-On
<b>Single Doors</b>							
1/6 x 6/8	\$89.56	\$52.29	\$127.85	\$130.38	\$140.06	\$142.34	\$68.56
1/8 x 6/8	*Quick Ship						
2/0 x 6/8	\$90.94	\$52.29	\$129.22	\$131.75	\$141.43	\$143.71	\$68.56
2/2 x 6/8	*Quick Ship						
2/4 x 6/8	\$97.25	\$52.29	\$135.53	\$138.06	\$147.74	\$150.03	\$68.56
2/6 x 6/8	\$97.25	\$52.29	\$135.53	\$138.06	\$147.74	\$150.03	\$68.56
2/8 x 6/8	\$99.85	\$52.29	\$138.13	\$140.66	\$150.34	\$152.62	\$68.56
2/10 x 6/8	\$100.40	\$52.29	\$138.69	\$141.21	\$150.90	\$153.18	\$68.56
3/0 x 6/8	\$100.40	\$52.29	\$138.69	\$141.21	\$150.90	\$153.18	\$68.56
<b>Double Doors</b>							
3/0 x 6/8	- - -	- - -	\$226.55	\$229.08	\$238.76	\$241.05	\$120.85
4/0 x 6/8	- - -	- - -	\$233.98	\$233.98	\$248.63	\$251.37	\$121.81
5/0 x 6/8	- - -	- - -	\$246.60	\$249.64	\$261.25	\$263.99	\$123.72
5/4 x 6/8	- - -	- - -	\$251.80	\$254.84	\$266.45	\$269.19	\$123.72
6/0 x 6/8	- - -	- - -	\$252.91	\$255.95	\$267.56	\$270.31	\$123.72
<b>Bifold Doors (w/Hdwe - 1825 track for panels to 50 lbs.)</b>							
2/0 x 6/8	\$124.36	\$55.63	\$147.83	\$150.35	\$160.04	\$162.32	\$71.90
2/6 x 6/8	\$131.02	\$55.63	\$154.48	\$157.01	\$166.69	\$168.98	\$71.90
2/8 x 6/8	*Quick Ship						
3/0 x 6/8	\$137.33	\$55.63	\$160.79	\$163.32	\$173.00	\$175.29	\$71.90
<b>Bifold Double Doors</b>							
4/0 x 6/8	\$248.12	\$109.04	\$276.26	\$276.26	\$290.91	\$293.65	\$126.26
5/0 x 6/8	\$262.44	\$109.04	\$290.58	\$293.63	\$305.24	\$307.98	\$128.18
5/4 x 6/8	*Quick Ship						
6/0 x 6/8	\$275.36	\$109.04	\$303.51	\$306.55	\$318.16	\$320.90	\$128.18
<b>HINGE COLOR OPTIONS</b> (Std is US3/4 Brighter [Satin Brass]) [Hinge options are not available for bifold doors] Color Options: Bright Brass, Dull Chrome, Antique Brass, Antique Nickel, Satin Nickel, Oil Rubbed Bronze				<b>DOUBLE DOOR OPTIONS</b>			
				Std BB Hdwe, Pine T-Astragal		ADD	
				1-3/8" Ball Catches (pair):		\$32.89	
				Concealed Magnetic Catches (pr):		\$71.41	
				T-Astragal & 2 flush bolts:		\$132.24	
Single Prehung Doors			ADD:	\$5.49		T-Astragal & 1 flush bolt:	
Double Prehung Doors			ADD:	\$10.98		Strike & Flush Bolt Color Options: SC, AB, SN, AN, ORB	

\*Quick Ship—Badger Three to Four Week Ship Program. Add one Week for Pre-finishing.

**PRIMED HARDBOARD DOORS**  
**1-3/8" Safe 'N Sound® Solid Core Panel**  
**6-Panel Smooth**

**Safe 'N Sound Solid-Core**



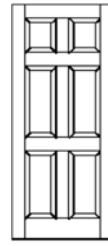
*These doors are made with the patented PREMCOR door core. A variable Density wood fiber core that is lighter than the conventional particle board core allows for easier handling, installation and less hinge & jamb wear.*

**Standard Hinge:**  
3-1/2" Ball Bearing, US4 Brighter

**FACTORY PRIMED**

**FINISH OPTIONS:**

**PAINT:** Core Colors, see our selection guide /options on pages IM-U-2 & 3, and for a wider color pallet see our standard color fan-deck.



**WSK6A**



**WBK6A**

	DOOR SLABS		PREHUNG DOORS (Must specify handing) w/Primed Pine Jambs & Prd MDF Colonial or Square Stops. (Casing NOT included.)				
	Raw	Pref. Add-On	4-9/16" Jamb Raw	4-13/16" Jamb Raw	5-1/4" Jamb Raw	6-9/16" Jamb Raw	Pref. Add-On
Single Doors							
1/0 x 6/8	*Quick Ship						
1/2 x 6/8	*Quick Ship						
1/4 x 6/8	*Quick Ship						
1/6 x 6/8	\$141.94	\$52.29	\$180.40	\$182.93	\$192.61	\$194.89	\$68.56
1/8 x 6/8	\$141.94	\$52.29	\$180.40	\$182.93	\$192.61	\$194.89	\$68.56
1/10 x 6/8	*Quick Ship						
2/0 x 6/8	\$141.94	\$52.29	\$180.40	\$182.93	\$192.61	\$194.89	\$68.56
2/2 x 6/8	*Quick Ship						
2/4 x 6/8	\$141.94	\$52.29	\$180.40	\$182.93	\$192.61	\$194.89	\$68.56
2/6 x 6/8	\$141.94	\$52.29	\$180.40	\$182.93	\$192.61	\$194.89	\$68.56
2/8 x 6/8	\$146.57	\$52.29	\$185.03	\$187.55	\$197.24	\$199.52	\$68.56
2/10 x 6/8	\$151.18	\$52.29	\$189.64	\$192.17	\$201.85	\$204.13	\$68.56
3/0 x 6/8	\$151.18	\$52.29	\$189.64	\$192.17	\$201.85	\$204.13	\$68.56
Double Doors							
3/0 x 6/8	- - -	- - -	\$331.65	\$334.18	\$343.86	\$346.15	\$120.85
4/0 x 6/8	- - -	- - -	\$336.34	\$336.34	\$350.99	\$353.73	\$121.81
5/0 x 6/8	- - -	- - -	\$336.34	\$339.38	\$350.99	\$353.73	\$123.72
5/4 x 6/8	- - -	- - -	\$345.59	\$348.63	\$360.24	\$362.98	\$123.72
6/0 x 6/8	- - -	- - -	\$354.82	\$357.86	\$369.47	\$372.21	\$123.72
<b>HINGE COLOR OPTIONS</b> (Std is US3/4 Brighter [Satin Brass]) [Hinge options are not available for bifold doors] Color Options: Bright Brass, Dull Chrome, Antique Brass, Antique Nickel, Satin Nickel, Oil Rubbed Bronze					<b>DOUBLE DOOR OPTIONS</b>		
					Std BB Hdwe, Pine T-Astragal		ADD
					1-3/8" Ball Catches (pair):		\$32.89
					Concealed Magnetic Catches (pr):		\$71.41
					T-Astragal & 2 flush bolts:		\$132.24
Single Prehung Doors			ADD:	\$6.72	T-Astragal & 1 flush bolt:		\$100.42
Double Prehung Doors			ADD:	\$13.44	Strike & Flush Bolt Color Options: SC, AB, SN, AN, ORB		

\*Quick Ship—Badger Three to Four Week Ship Program. Add one Week for Pre-finishing.

**PRIMED HARDBOARD DOORS**  
**1-3/8" Safe 'N Sound® Solid Core Panel**  
**4-Panel Smooth**

**Safe 'N Sound Solid-Core**



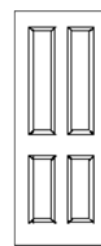
*These doors are made with the patented PREMCOR door core. A variable Density wood fiber core that is lighter than the conventional particle board core allows for easier handling, installation and less hinge & jamb wear.*

**Standard Hinge:**  
3-1/2" Ball Bearing, US4 Brighter

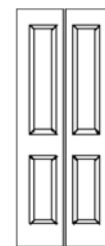
**FACTORY PRIMED**

**FINISH OPTIONS:**

**PAINT:** Core Colors, see our selection guide /options on pages IM-U-2 & 3, and for a wider color pallet see our standard color fan-deck.



**WSK4A**



**WBK4A**

	DOOR SLABS		PREHUNG DOORS (Must specify handing) w/Primed Pine Jambs & Prd MDF Colonial or Square Stops. (Casing NOT included.)							
	Raw	Pref. Add-On	4-9/16" Jamb Raw	4-13/16" Jamb Raw	5-1/4" Jamb Raw	6-9/16" Jamb Raw	Pref. Add-On			
Single Doors										
1/0 x 6/8	*Quick Ship									
1/2 x 6/8	*Quick Ship									
1/4 x 6/8	*Quick Ship									
1/6 x 6/8	*Quick Ship									
1/8 x 6/8	*Quick Ship									
1/10 x 6/8	*Quick Ship									
2/0 x 6/8	\$141.94	\$52.29	\$180.40	\$182.93	\$192.61	\$194.89	\$68.56			
2/2 x 6/8	*Quick Ship									
2/4 x 6/8	\$141.94	\$52.29	\$180.40	\$182.93	\$192.61	\$194.89	\$68.56			
2/6 x 6/8	\$141.94	\$52.29	\$180.40	\$182.93	\$192.61	\$194.89	\$68.56			
2/8 x 6/8	\$146.57	\$52.29	\$185.03	\$187.55	\$197.24	\$199.52	\$68.56			
2/10 x 6/8	*Quick Ship									
3/0 x 6/8	\$151.18	\$52.29	\$189.64	\$192.17	\$201.85	\$204.13	\$68.56			
Double Doors										
3/0 x 6/8	- - -	- - -	*Quick Ship							
4/0 x 6/8	- - -	- - -	\$336.34	\$336.34	\$350.99	\$353.73	\$121.81			
5/0 x 6/8	- - -	- - -	\$336.34	\$339.38	\$350.99	\$353.73	\$123.72			
5/4 x 6/8	- - -	- - -	\$345.59	\$348.63	\$360.24	\$362.98	\$123.72			
6/0 x 6/8	- - -	- - -	\$354.82	\$357.86	\$369.47	\$372.21	\$123.72			
<b>HINGE COLOR OPTIONS</b> (Std is US3/4 Brighter [Satin Brass]) [Hinge options are not available for bifold doors] Color Options: Bright Brass, Dull Chrome, Antique Brass, Antique Nickel, Satin Nickel, Oil Rubbed Bronze					<b>DOUBLE DOOR OPTIONS</b>					
					Std BB Hdwe, Pine T-Astragal					ADD
					1-3/8" Ball Catches (pair):					\$32.89
					Concealed Magnetic Catches (pr):					\$71.41
					T-Astragal & 2 flush bolts:					\$132.24
Single Prehung Doors			ADD:	\$6.72	T-Astragal & 1 flush bolt:			\$100.42		
Double Prehung Doors			ADD:	\$13.44	Strike & Flush Bolt Color Options: SC, AB, SN, AN, ORB					

\*Quick Ship—Badger Three to Four Week Ship Program. Add one Week for Pre-finishing.

## PRIMED HARDBOARD DOORS

### 1-3/8" Safe 'N Sound® Solid Core Panel

### 2-Panel Smooth

#### Safe 'N Sound Solid-Core



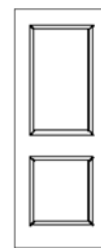
*These doors are made with the patented PREMCOR door core. A variable Density wood fiber core that is lighter than the conventional particle board core allows for easier handling, installation and less hinge & jamb wear.*

**Standard Hinge:**  
3-1/2" Ball Bearing, US4 Brighter

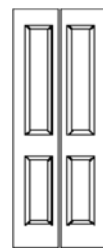
#### **FACTORY PRIMED**

#### **FINISH OPTIONS:**

**PAINT:** Core Colors, see our selection guide /options on pages IM-U-2 & 3, and for a wider color pallet see our standard color fan-deck.



**WSK2A**



**WBK4A**

	DOOR SLABS		PREHUNG DOORS (Must specify handing) w/Primed Pine Jambes & Prd MDF Colonial or Square Stops. (Casing NOT included.)				
	Raw	Pref. Add-On	4-9/16" Jamb Raw	4-13/16" Jamb Raw	5-1/4" Jamb Raw	6-9/16" Jamb Raw	Pref. Add-On
Single Doors							
1/0 x 6/8	*Quick Ship						
1/2 x 6/8	*Quick Ship						
1/4 x 6/8	*Quick Ship						
1/6 x 6/8	\$141.94	\$52.29	\$180.40	\$182.93	\$192.61	\$194.89	\$68.56
1/8 x 6/8	*Quick Ship						
1/10 x 6/8	*Quick Ship						
2/0 x 6/8	\$141.94	\$52.29	\$180.40	\$182.93	\$192.61	\$194.89	\$68.56
2/2 x 6/8	*Quick Ship						
2/4 x 6/8	\$141.94	\$52.29	\$180.40	\$182.93	\$192.61	\$194.89	\$68.56
2/6 x 6/8	\$141.94	\$52.29	\$180.40	\$182.93	\$192.61	\$194.89	\$68.56
2/8 x 6/8	\$146.57	\$52.29	\$185.03	\$187.55	\$197.24	\$199.52	\$68.56
2/10 x 6/8	*Quick Ship						
3/0 x 6/8	\$151.18	\$52.29	\$189.64	\$192.17	\$201.85	\$204.13	\$68.56
Double Doors							
3/0 x 6/8	- - -	- - -	\$331.65	\$334.18	\$343.86	\$346.15	\$120.85
4/0 x 6/8	- - -	- - -	\$336.34	\$336.34	\$350.99	\$353.73	\$121.81
5/0 x 6/8	- - -	- - -	\$336.34	\$339.38	\$350.99	\$353.73	\$123.72
5/4 x 6/8	- - -	- - -	\$345.59	\$348.63	\$360.24	\$362.98	\$123.72
6/0 x 6/8	- - -	- - -	\$354.82	\$357.86	\$369.47	\$372.21	\$123.72
<b>HINGE COLOR OPTIONS</b> (Std is US3/4 Brighter [Satin Brass]) [Hinge options are not available for bifold doors] Color Options: Bright Brass, Dull Chrome, Antique Brass, Antique Nickel, Satin Nickel, Oil Rubbed Bronze					<b>DOUBLE DOOR OPTIONS</b>		
					Std BB Hdwe, Pine T-Astragal		ADD
					1-3/8" Ball Catches (pair):		\$32.89
					Concealed Magnetic Catches (pr):		\$71.41
					T-Astragal & 2 flush bolts:		\$132.24
Single Prehung Doors			ADD:	\$6.72	T-Astragal & 1 flush bolt:		
Double Prehung Doors			ADD:	\$13.44	Strike & Flush Bolt Color Options: SC, AB, SN, AN, ORB		

\*Quick Ship—Badger Three to Four Week Ship Program. Add one Week for Pre-finishing.

**PRIMED HARDBOARD DOORS**  
**1-3/8" Safe 'N Sound® Solid Core Panel**  
**2-Panel Roman Top Smooth**

**Safe 'N Sound Solid-Core**



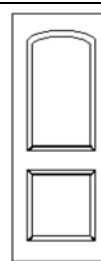
*These doors are made with the patented PREMCOR door core. A variable Density wood fiber core that is lighter than the conventional particle board core allows for easier handling, installation and less hinge & jamb wear.*

**Standard Hinge:**  
3-1/2" Ball Bearing, US4 Brighter

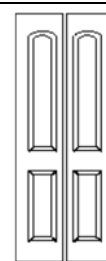
**FACTORY PRIMED**

**FINISH OPTIONS:**

**PAINT:** Core Colors, see our selection guide /options on pages IM-U-2 & 3, and for a wider color pallet see our standard color fan-deck.



**VSK2B**



**VBK4B**

	DOOR SLABS		PREHUNG DOORS (Must specify handing) w/Primed Pine Jambes & Prd MDF Colonial or Square Stops. (Casing NOT included.)				
	Raw	Pref. Add-On	4-9/16" Jamb Raw	4-13/16" Jamb Raw	5-1/4" Jamb Raw	6-9/16" Jamb Raw	Pref. Add-On
Single Doors							
1/0 x 6/8	*Quick Ship						
1/2 x 6/8	*Quick Ship						
1/4 x 6/8	*Quick Ship						
1/6 x 6/8	\$141.94	\$52.29	\$180.40	\$182.93	\$192.61	\$194.89	\$68.56
1/8 x 6/8	*Quick Ship						
1/10 x 6/8	*Quick Ship						
2/0 x 6/8	\$141.94	\$52.29	\$180.40	\$182.93	\$192.61	\$194.89	\$68.56
2/2 x 6/8	*Quick Ship						
2/4 x 6/8	\$141.94	\$52.29	\$180.40	\$182.93	\$192.61	\$194.89	\$68.56
2/6 x 6/8	\$141.94	\$52.29	\$180.40	\$182.93	\$192.61	\$194.89	\$68.56
2/8 x 6/8	\$146.57	\$52.29	\$185.03	\$187.55	\$197.24	\$199.52	\$68.56
2/10 x 6/8	*Quick Ship						
3/0 x 6/8	\$151.18	\$52.29	\$189.64	\$192.17	\$201.85	\$204.13	\$68.56
Double Doors							
3/0 x 6/8	- - -	- - -	\$331.65	\$334.18	\$343.86	\$346.15	\$120.85
4/0 x 6/8	- - -	- - -	\$336.34	\$336.34	\$350.99	\$353.73	\$121.81
5/0 x 6/8	- - -	- - -	\$336.34	\$339.38	\$350.99	\$353.73	\$123.72
5/4 x 6/8	- - -	- - -	\$345.59	\$348.63	\$360.24	\$362.98	\$123.72
6/0 x 6/8	- - -	- - -	\$354.82	\$357.86	\$369.47	\$372.21	\$123.72
<b>HINGE COLOR OPTIONS</b> (Std is US3/4 Brighter [Satin Brass]) [Hinge options are not available for bifold doors] Color Options: Bright Brass, Dull Chrome, Antique Brass, Antique Nickel, Satin Nickel, Oil Rubbed Bronze					<b>DOUBLE DOOR OPTIONS</b>		
					Std BB Hdwe, Pine T-Astragal		ADD
					1-3/8" Ball Catches (pair):		\$32.89
					Concealed Magnetic Catches (pr):		\$71.41
					T-Astragal & 2 flush bolts:		\$132.24
Single Prehung Doors			ADD:	\$6.72	T-Astragal & 1 flush bolt:		
Double Prehung Doors			ADD:	\$13.44	Strike & Flush Bolt Color Options: SC, AB, SN, AN, ORB		

\*Quick Ship—Badger Three to Four Week Ship Program. Add one Week for Pre-finishing.



## PRIMED HARDBOARD DOORS

### 1-3/8" Safe 'N Sound® Solid Core Panel

### Cheyenne 2-Panel Arch Top, Plank Smooth

#### Safe 'N Sound Solid-Core



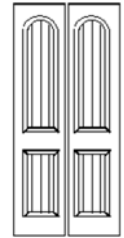
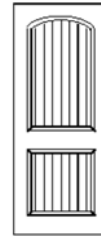
*These doors are made with the patented PREMCOR door core. A variable Density wood fiber core that is lighter than the conventional particle board core allows for easier handling, installation and less hinge & jamb wear.*

**Standard Hinge:**  
3-1/2" Ball Bearing, US4 Brighter

#### **FACTORY PRIMED**

#### **FINISH OPTIONS:**

**PAINT:** Core Colors, see our selection guide /options on pages IM-U-2 & 3, and for a wider color pallet see our standard color fan-deck.



**WYSK2B**

**WYBK2B**

	DOOR SLABS		PREHUNG DOORS (Must specify handing) w/Primed Pine Jambes & Prd MDF Colonial or Square Stops. (Casing NOT included.)				
	Raw	Pref. Add-On	4-9/16" Jamb Raw	4-13/16" Jamb Raw	5-1/4" Jamb Raw	6-9/16" Jamb Raw	Pref. Add-On
<b>Single Doors</b>							
1/0 x 6/8							*Quick Ship
1/2 x 6/8							*Quick Ship
1/4 x 6/8							*Quick Ship
1/6 x 6/8	\$143.31	\$52.29	\$181.77	\$184.30	\$193.98	\$196.26	\$68.56
1/8 x 6/8							*Quick Ship
1/10 x 6/8							*Quick Ship
2/0 x 6/8	\$143.31	\$52.29	\$181.77	\$184.30	\$193.98	\$196.26	\$68.56
2/2 x 6/8							*Quick Ship
2/4 x 6/8	\$143.31	\$52.29	\$181.77	\$184.30	\$193.98	\$196.26	\$68.56
2/6 x 6/8	\$143.31	\$52.29	\$181.77	\$184.30	\$193.98	\$196.26	\$68.56
2/8 x 6/8	\$147.98	\$52.29	\$186.44	\$188.97	\$198.65	\$200.93	\$68.56
2/10 x 6/8							*Quick Ship
3/0 x 6/8	\$152.65	\$52.29	\$191.11	\$193.64	\$203.32	\$205.60	\$68.56
<b>Double Doors</b>							
3/0 x 6/8	- - -	- - -	\$334.39	\$336.92	\$346.60	\$348.89	\$120.85
4/0 x 6/8	- - -	- - -	\$339.08	\$339.08	\$353.73	\$356.47	\$121.81
5/0 x 6/8	- - -	- - -	\$339.08	\$342.12	\$353.73	\$356.47	\$123.72
5/4 x 6/8	- - -	- - -	\$348.42	\$351.46	\$363.07	\$365.81	\$123.72
6/0 x 6/8	- - -	- - -	\$357.76	\$360.80	\$372.41	\$375.15	\$123.72
<b>Bifold Doors (w/111 Track &amp; Hdwe) (Note: Bifold doors ship as boxed units with frames KD)</b>							
2/0 x 6/8							*Quick Ship
2/6 x 6/8							*Quick Ship
2/8 x 6/8							*Quick Ship
3/0 x 6/8							*Quick Ship
<b>Bifold Double Doors</b>							
4/0 x 6/8							*Quick Ship
5/0 x 6/8							*Quick Ship
5/4 x 6/8							*Quick Ship
6/0 x 6/8							*Quick Ship
<b>HINGE COLOR OPTIONS</b> (Std is US3/4 Brighter [Satin Brass]) [Hinge options are not available for bifold doors] Color Options: Bright Brass, Dull Chrome, Antique Brass, Antique Nickel, Satin Nickel, Oil Rubbed Bronze				<b>DOUBLE DOOR OPTIONS</b>			
				Std BB Hdwe, Pine T-Astragal		ADD	
				1-3/8" Ball Catches (pair):		\$32.89	
				Concealed Magnetic Catches (pr):		\$71.41	
				T-Astragal & 2 flush bolts:		\$132.24	
Single Prehung Doors			ADD:	\$6.72		T-Astragal & 1 flush bolt:	
Double Prehung Doors			ADD:	\$13.44		Strike & Flush Bolt Color Options: SC, AB, SN, AN, ORB	

\*Quick Ship—Badger Three to Four Week Ship Program. Add one Week for Pre-finishing.

**PRIMED HARDBOARD DOORS**  
**1-3/8" Safe 'N Sound® Solid Core Panel**  
**Riverside Raised 5-Panel Smooth**

**Safe 'N Sound Solid-Core**



*These doors are made with the patented PREMCOR door core. A variable Density wood fiber core that is lighter than the conventional particle board core allows for easier handling, installation and less hinge & jamb wear.*

**Standard Hinge:**  
 3-1/2" Ball Bearing, US4 Brighter

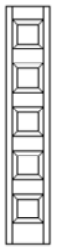
**FACTORY PRIMED**

**FINISH OPTIONS:**

**PAINT:** Core Colors, see our selection guide /options on pages IM-U-2 & 3, and for a wider color pallet see our standard color fan-deck.



**RVSK5F**



**RVBK5F**

	DOOR SLABS		PREHUNG DOORS (Must specify handing) w/Primed Pine Jamb & Prd MDF Colonial or Square Stops. (Casing NOT included.)				
	Raw	Pref. Add-On	4-9/16" Jamb Raw	4-13/16" Jamb Raw	5-1/4" Jamb Raw	6-9/16" Jamb Raw	Pref. Add-On
<b>Single Doors</b>							
1/0 x 6/8					*Quick Ship		
1/2 x 6/8					*Quick Ship		
1/4 x 6/8					*Quick Ship		
1/6 x 6/8	\$143.31	\$52.29	\$181.77	\$184.30	\$193.98	\$196.26	\$68.56
1/8 x 6/8					*Quick Ship		
1/10 x 6/8					*Quick Ship		
2/0 x 6/8	\$143.31	\$52.29	\$181.77	\$184.30	\$193.98	\$196.26	\$68.56
2/2 x 6/8					*Quick Ship		
2/4 x 6/8	\$143.31	\$52.29	\$181.77	\$184.30	\$193.98	\$196.26	\$68.56
2/6 x 6/8	\$143.31	\$52.29	\$181.77	\$184.30	\$193.98	\$196.26	\$68.56
2/8 x 6/8	\$147.98	\$52.29	\$186.44	\$188.97	\$198.65	\$200.93	\$68.56
2/10 x 6/8					*Quick Ship		
3/0 x 6/8	\$152.65	\$52.29	\$191.11	\$193.64	\$203.32	\$205.60	\$68.56
<b>Double Doors</b>							
3/0 x 6/8	- - -	- - -	\$334.39	\$336.92	\$346.60	\$348.89	\$120.85
4/0 x 6/8	- - -	- - -	\$339.08	\$339.08	\$353.73	\$356.47	\$121.81
5/0 x 6/8	- - -	- - -	\$339.08	\$342.12	\$353.73	\$356.47	\$123.72
5/4 x 6/8	- - -	- - -	\$348.42	\$351.46	\$363.07	\$365.81	\$123.72
6/0 x 6/8	- - -	- - -	\$357.76	\$360.80	\$372.41	\$375.15	\$123.72
<b>Bifold Doors (w/111 Track &amp; Hdwe) (Note: Bifold doors ship as boxed units with frames KD)</b>							
2/0 x 6/8					*Quick Ship		
2/6 x 6/8					*Quick Ship		
2/8 x 6/8					*Quick Ship		
3/0 x 6/8					*Quick Ship		
<b>Bifold Double Doors</b>							
4/0 x 6/8					*Quick Ship		
5/0 x 6/8					*Quick Ship		
5/4 x 6/8					*Quick Ship		
6/0 x 6/8					*Quick Ship		
<b>HINGE COLOR OPTIONS</b> (Std is US3/4 Brighter [Satin Brass]) [Hinge options are not available for bifold doors] Color Options: Bright Brass, Dull Chrome, Antique Brass, Antique Nickel, Satin Nickel, Oil Rubbed Bronze				<b>DOUBLE DOOR OPTIONS</b>			
				Std BB Hdwe, Pine T-Astragal		ADD	
				1-3/8" Ball Catches (pair):		\$32.89	
				Concealed Magnetic Catches (pr):		\$71.41	
				T-Astragal & 2 flush bolts:		\$132.24	
Single Prehung Doors			ADD:	\$6.72		T-Astragal & 1 flush bolt:	
Double Prehung Doors			ADD:	\$13.44		Strike & Flush Bolt Color Options: SC, AB, SN, AN, ORB	

\*Quick Ship—Badger Three to Four Week Ship Program. Add one Week for Pre-finishing.

## 1-3/8" MASONITE SOLID CORE MOLDED PANEL DOORS - 6'8"

### 3-Panel Winslow

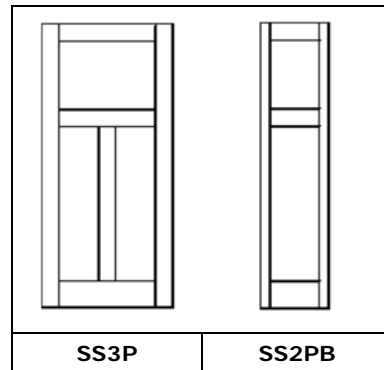
#### Standard Hinge:

3-1/2" Ball Bearing, US4 Brighter

#### FACTORY PRIMED

#### FINISH OPTIONS:

**PAINT:** Core Colors, see our selection guide /options on pages IM-U-2 & 3, and for a wider color pallet see our standard color fan-deck.



	DOOR SLABS		PREHUNG DOORS (Must specify handing) w/Primed Pine Jambs & Prd MDF Colonial or Square Stops. (Casing NOT included.)				
	Raw	Pref. Add-On	4-9/16" Jamb Raw	4-13/16" Jamb Raw	5-1/4" Jamb Raw	6-9/16" Jamb Raw	Pref. Add-On
Single Doors							
1/6 x 6/8	\$152.92	\$52.29	\$191.38	\$193.91	\$203.59	\$205.87	\$68.56
1/8 x 6/8	*Quick Ship						
2/0 x 6/8	\$156.37	\$52.29	\$194.82	\$197.35	\$207.03	\$209.32	\$68.56
2/2 x 6/8	*Quick Ship						
2/4 x 6/8	\$164.59	\$52.29	\$203.05	\$205.57	\$215.26	\$217.54	\$68.56
2/6 x 6/8	\$164.59	\$52.29	\$203.05	\$205.57	\$215.26	\$217.54	\$68.56
2/8 x 6/8	\$168.02	\$52.29	\$206.47	\$209.00	\$218.68	\$220.97	\$68.56
2/10 x 6/8	\$172.67	\$52.29	\$211.13	\$213.66	\$223.34	\$225.62	\$68.56
3/0 x 6/8	\$172.67	\$52.29	\$211.13	\$213.66	\$223.34	\$225.62	\$68.56
Double Doors							
3/0 x 6/8	- - -	- - -	\$353.62	\$356.14	\$365.83	\$368.11	\$120.85
4/0 x 6/8	- - -	- - -	\$365.18	\$365.18	\$379.83	\$382.58	\$121.81
5/0 x 6/8	- - -	- - -	\$381.63	\$384.67	\$396.28	\$399.03	\$123.72
5/4 x 6/8	- - -	- - -	\$388.49	\$391.53	\$403.14	\$405.88	\$123.72
6/0 x 6/8	- - -	- - -	\$397.80	\$400.84	\$412.45	\$415.19	\$123.72
<b>HINGE COLOR OPTIONS</b> (Std is US3/4 Brighter [Satin Brass]) [Hinge options are not available for bifold doors] Color Options: Bright Brass, Dull Chrome, Antique Brass, Antique Nickel, Satin Nickel, Oil Rubbed Bronze					<b>DOUBLE DOOR OPTIONS</b>		
					Std BB Hdwe, Pine T-Astragal		ADD
					1-3/8" Ball Catches (pair):		\$32.89
					Concealed Magnetic Catches (pr):		\$71.41
					T-Astragal & 2 flush bolts:		\$132.24
Single Prehung Doors			ADD:	\$6.72	T-Astragal & 1 flush bolt:		
Double Prehung Doors			ADD:	\$13.44	Strike & Flush Bolt Color Options: SC, AB, SN, AN, ORB		

\*Quick Ship—Badger Three to Four Week Ship Program. Add one Week for Pre-finishing.

# 1-3/8" MASONITE SOLID CORE MOLDED PANEL DOORS - 6'8"

## 3-Equal Panel Livingston

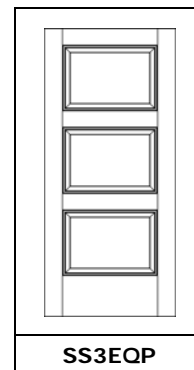
### Standard Hinge:

3-1/2" Ball Bearing, US4 Brighter

### FACTORY PRIMED

### FINISH OPTIONS:

**PAINT:** Core Colors, see our selection guide /options on pages IM-U-2 & 3, and for a wider color pallet see our standard color fan-deck.



	DOOR SLABS		PREHUNG DOORS (Must specify handing) w/Primed Pine Jambs & Prd MDF Colonial or Square Stops. (Casing NOT included.)				
	Raw	Pref. Add-On	4-9/16" Jamb Raw	4-13/16" Jamb Raw	5-1/4" Jamb Raw	6-9/16" Jamb Raw	Pref. Add-On
Single Doors							
1/6 x 6/8	\$152.92	\$52.29	\$191.38	\$193.91	\$203.59	\$205.87	\$68.56
1/8 x 6/8	*Quick Ship						
2/0 x 6/8	\$156.37	\$52.29	\$194.82	\$197.35	\$207.03	\$209.32	\$68.56
2/2 x 6/8	*Quick Ship						
2/4 x 6/8	\$164.59	\$52.29	\$203.05	\$205.57	\$215.26	\$217.54	\$68.56
2/6 x 6/8	\$164.59	\$52.29	\$203.05	\$205.57	\$215.26	\$217.54	\$68.56
2/8 x 6/8	\$168.02	\$52.29	\$206.47	\$209.00	\$218.68	\$220.97	\$68.56
2/10 x 6/8	*Quick Ship						
3/0 x 6/8	\$172.67	\$52.29	\$211.13	\$213.66	\$223.34	\$225.62	\$68.56
Double Doors							
3/0 x 6/8	---	---	\$353.62	\$356.14	\$365.83	\$368.11	\$120.85
4/0 x 6/8	---	---	\$365.18	\$365.18	\$379.83	\$382.58	\$121.81
5/0 x 6/8	---	---	\$381.63	\$384.67	\$396.28	\$399.03	\$123.72
5/4 x 6/8	---	---	\$388.49	\$391.53	\$403.14	\$405.88	\$123.72
6/0 x 6/8	---	---	\$397.80	\$400.84	\$412.45	\$415.19	\$123.72
<b>HINGE COLOR OPTIONS</b> (Std is US3/4 Brighter [Satin Brass]) [Hinge options are not available for bifold doors] Color Options: Bright Brass, Dull Chrome, Antique Brass, Antique Nickel, Satin Nickel, Oil Rubbed Bronze					<b>DOUBLE DOOR OPTIONS</b>		
					Std BB Hdwe, Pine T-Astragal		ADD
					1-3/8" Ball Catches (pair):		\$32.89
					Concealed Magnetic Catches (pr):		\$71.41
					T-Astragal & 2 flush bolts:		\$132.24
Single Prehung Doors			ADD:	\$6.72	T-Astragal & 1 flush bolt:		\$100.42
Double Prehung Doors			ADD:	\$13.44	Strike & Flush Bolt Color Options: SC, AB, SN, AN, ORB		

\*Quick Ship—Badger Three to Four Week Ship Program. Add one Week for Pre-finishing.

## 1-3/8" MASONITE SOLID CORE MOLDED PANEL DOORS - 6'8"

### 2-Panel Logan

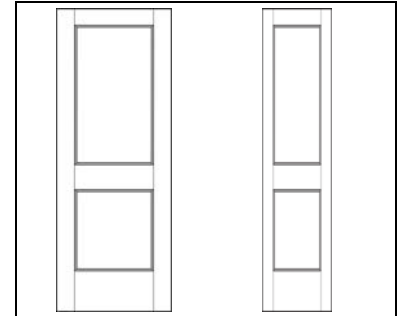
**Standard Hinge:**

3-1/2" Ball Bearing, US4 Brighter

**FACTORY PRIMED**

**FINISH OPTIONS:**

**PAINT:** Core Colors, see our selection guide /options on pages IM-U-2 & 3, and for a wider color pallet see our standard color fan-deck.



SSL2P

SS2LPB

	DOOR SLABS		PREHUNG DOORS (Must specify handing) w/Primed Pine Jambs & Prd MDF Colonial or Square Stops. (Casing NOT included.)				
	Raw	Pref. Add-On	4-9/16" Jamb Raw	4-13/16" Jamb Raw	5-1/4" Jamb Raw	6-9/16" Jamb Raw	Pref. Add-On
<b>Single Doors</b>							
1/6 x 6/8	\$152.92	\$52.29	\$191.38	\$193.91	\$203.59	\$205.87	\$68.56
1/8 x 6/8	*Quick Ship						
2/0 x 6/8	\$156.37	\$52.29	\$194.82	\$197.35	\$207.03	\$209.32	\$68.56
2/2 x 6/8	*Quick Ship						
2/4 x 6/8	\$164.59	\$52.29	\$203.05	\$205.57	\$215.26	\$217.54	\$68.56
2/6 x 6/8	\$164.59	\$52.29	\$203.05	\$205.57	\$215.26	\$217.54	\$68.56
2/8 x 6/8	\$168.02	\$52.29	\$206.47	\$209.00	\$218.68	\$220.97	\$68.56
2/10 x 6/8	*Quick Ship						
3/0 x 6/8	\$172.67	\$52.29	\$211.13	\$213.66	\$223.34	\$225.62	\$68.56
<b>Double Doors</b>							
3/0 x 6/8	- - -	- - -	\$353.62	\$356.14	\$365.83	\$368.11	\$120.85
4/0 x 6/8	- - -	- - -	\$365.18	\$365.18	\$379.83	\$382.58	\$121.81
5/0 x 6/8	- - -	- - -	\$381.63	\$384.67	\$396.28	\$399.03	\$123.72
5/4 x 6/8	- - -	- - -	\$388.49	\$391.53	\$403.14	\$405.88	\$123.72
6/0 x 6/8	- - -	- - -	\$397.80	\$400.84	\$412.45	\$415.19	\$123.72
<b>HINGE COLOR OPTIONS</b> (Std is US3/4 Brighter [Satin Brass]) [Hinge options are not available for bifold doors] Color Options: Bright Brass, Dull Chrome, Antique Brass, Antique Nickel, Satin Nickel, Oil Rubbed Bronze					<b>DOUBLE DOOR OPTIONS</b>		
					Std BB Hdwe, Pine T-Astragal		ADD
					1-3/8" Ball Catches (pair):		\$32.89
					Concealed Magnetic Catches (pr):		\$71.41
					T-Astragal & 2 flush bolts:		\$132.24
Single Prehung Doors			ADD:	\$6.72	T-Astragal & 1 flush bolt:		\$100.42
Double Prehung Doors			ADD:	\$13.44	Strike & Flush Bolt Color Options: SC, AB, SN, AN, ORB		

\*Quick Ship—Badger Three to Four Week Ship Program. Add one Week for Pre-finishing.

# 1-3/8" MASONITE SOLID CORE MOLDED PANEL DOORS - 6'8"

## 1-Panel Lincoln Park

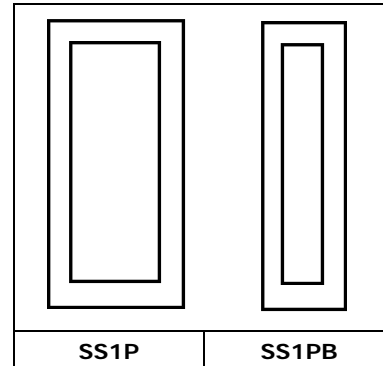

### Standard Hinge:

3-1/2" Ball Bearing, US4 Brighter

### FACTORY PRIMED

### FINISH OPTIONS:

**PAINT:** Core Colors, see our selection guide /options on pages IM-U-2 & 3, and for a wider color pallet see our standard color fan-deck.



	DOOR SLABS		PREHUNG DOORS (Must specify handing) w/Primed Pine Jambs & Prd MDF Colonial or Square Stops. (Casing NOT included.)				
	Raw	Pref. Add-On	4-9/16" Jamb Raw	4-13/16" Jamb Raw	5-1/4" Jamb Raw	6-9/16" Jamb Raw	Pref. Add-On
Single Doors							
1/6 x 6/8	\$152.92	\$52.29	\$191.38	\$193.91	\$203.59	\$205.87	\$68.56
1/8 x 6/8	*Quick Ship						
2/0 x 6/8	\$156.37	\$52.29	\$194.82	\$197.35	\$207.03	\$209.32	\$68.56
2/2 x 6/8	*Quick Ship						
2/4 x 6/8	\$164.59	\$52.29	\$203.05	\$205.57	\$215.26	\$217.54	\$68.56
2/6 x 6/8	\$164.59	\$52.29	\$203.05	\$205.57	\$215.26	\$217.54	\$68.56
2/8 x 6/8	\$168.02	\$52.29	\$206.47	\$209.00	\$218.68	\$220.97	\$68.56
2/10 x 6/8	*Quick Ship						
3/0 x 6/8	\$172.67	\$52.29	\$211.13	\$213.66	\$223.34	\$225.62	\$68.56
Double Doors							
3/0 x 6/8	- - -	- - -	\$353.62	\$356.14	\$365.83	\$368.11	\$120.85
4/0 x 6/8	- - -	- - -	\$365.18	\$365.18	\$379.83	\$382.58	\$121.81
5/0 x 6/8	- - -	- - -	\$381.63	\$384.67	\$396.28	\$399.03	\$123.72
5/4 x 6/8	- - -	- - -	\$388.49	\$391.53	\$403.14	\$405.88	\$123.72
6/0 x 6/8	- - -	- - -	\$397.80	\$400.84	\$412.45	\$415.19	\$123.72
<b>HINGE COLOR OPTIONS</b> (Std is US3/4 Brighter [Satin Brass]) [Hinge options are not available for bifold doors] Color Options: Bright Brass, Dull Chrome, Antique Brass, Antique Nickel, Satin Nickel, Oil Rubbed Bronze					<b>DOUBLE DOOR OPTIONS</b>		
					Std BB Hdwe, Pine T-Astragal		ADD
					1-3/8" Ball Catches (pair):		\$32.89
					Concealed Magnetic Catches (pr):		\$71.41
					T-Astragal & 2 flush bolts:		\$132.24
Single Prehung Doors			ADD:	\$6.72	T-Astragal & 1 flush bolt:		\$100.42
Double Prehung Doors			ADD:	\$13.44	Strike & Flush Bolt Color Options: SC, AB, SN, AN, ORB		

\*Quick Ship—Badger Three to Four Week Ship Program. Add one Week for Pre-finishing.

# 1-3/8" JELD-WEN SOLID CORE MOLDED PANEL DOORS - 6'8"

## Conmore—Flat 5-Panel Smooth


### Standard Hinge:

3-1/2" Plain Bearing, US3/4 Brighter

### FACTORY PRIMED

### FINISH OPTIONS:

**PAINT:** Core Colors, see our selection guide /options on pages IM-U-2 & 3, and for a wider color pallet see our standard color fan-deck.



With Stepped Sticking



CSC5E

	DOOR SLABS		PREHUNG DOORS (Must specify handing) w/Primed Pine Jambs & Prd MDF Colonial or Square Stops. (Casing NOT included.)				
	Raw	Pref. Add-On	4-9/16" Jamb Raw	4-13/16" Jamb Raw	5-1/4" Jamb Raw	6-9/16" Jamb Raw	Pref. Add-On
Single Doors							
1/6 x 6/8	\$160.65	\$52.29	\$199.11	\$201.63	\$211.32	\$213.60	\$68.56
1/8 x 6/8	*Not Available						
2/0 x 6/8	\$160.65	\$52.29	\$199.11	\$201.63	\$211.32	\$213.60	\$68.56
2/2 x 6/8	*Not Available						
2/4 x 6/8	\$167.78	\$52.29	\$206.23	\$208.76	\$218.44	\$220.73	\$68.56
2/6 x 6/8	\$173.00	\$52.29	\$211.46	\$213.99	\$223.67	\$225.95	\$68.56
2/8 x 6/8	\$176.43	\$52.29	\$214.89	\$217.41	\$227.09	\$229.38	\$68.56
2/10 x 6/8	*Not Available						
3/0 x 6/8	\$184.21	\$52.29	\$222.67	\$225.20	\$234.88	\$237.16	\$68.56
Double Doors							
3/0 x 6/8	- - -	- - -	\$369.07	\$371.59	\$381.28	\$383.56	\$120.85
4/0 x 6/8	- - -	- - -	\$373.75	\$373.75	\$388.40	\$391.14	\$121.81
5/0 x 6/8	- - -	- - -	\$398.45	\$401.50	\$413.11	\$415.85	\$123.72
5/4 x 6/8	- - -	- - -	\$405.31	\$408.35	\$419.96	\$422.70	\$123.72
6/0 x 6/8	- - -	- - -	\$420.87	\$423.92	\$435.53	\$438.27	\$123.72
<b>HINGE COLOR OPTIONS</b> (Std is US3/4 Brighter [Satin Brass]) [Hinge options are not available for bifold doors] Color Options: Bright Brass, Dull Chrome, Antique Brass, Antique Nickel, Satin Nickel, Oil Rubbed Bronze					<b>DOUBLE DOOR OPTIONS</b>		
					Std BB Hdwe, Pine T-Astragal		ADD
					1-3/8" Ball Catches (pair):		\$32.89
					Concealed Magnetic Catches (pr):		\$71.41
					T-Astragal & 2 flush bolts:		\$132.24
Single Prehung Doors			ADD:	\$6.72	T-Astragal & 1 flush bolt:		\$100.42
Double Prehung Doors			ADD:	\$13.44	Strike & Flush Bolt Color Options: SC, AB, SN, AN, ORB		

\*Quick Ship—Badger Three to Four Week Ship Program. Add one Week for Pre-finishing.



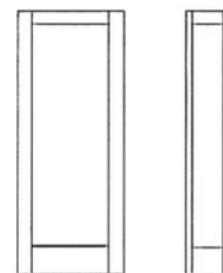
## 1-3/8" MDF STYLE PRIMED SC 1 PANEL SHAKER - 6'8"

**Standard Hinge:** 3-1/2" Ball Bearing, US4 Brighter

### FACTORY PRIMED

### FINISH OPTIONS:

**PAINT:** Core Colors, see our selection guide / options on pages IM-U-2 & 3, and for a wider color pallet see our standard color fan-deck.



MDF1P

MDF1PB

	DOOR SLABS		PREHUNG DOORS (Must specify handing) w/Primed Pine Jambs & Prd MDF Colonial Stops. (Casing NOT included.)				
	Raw	Pref. Add-On	4-9/16" Jamb Raw	4-13/16" Jamb Raw	5-1/4" Jamb Raw	6-9/16" Jamb Raw	Pref. Add-On
Single Doors							
1/6 x 6/8	\$173.13	\$52.29	\$211.59	\$214.11	\$223.80	\$226.08	\$68.56
1/8 x 6/8	*Quick Ship						
2/0 x 6/8	\$181.06	\$52.29	\$219.51	\$222.04	\$231.72	\$234.01	\$68.56
2/2 x 6/8	*Quick Ship						
2/4 x 6/8	\$183.70	\$52.29	\$222.15	\$224.68	\$234.36	\$236.65	\$68.56
2/6 x 6/8	\$186.34	\$52.29	\$224.80	\$227.32	\$237.01	\$239.29	\$68.56
2/8 x 6/8	\$191.62	\$52.29	\$230.08	\$232.61	\$242.29	\$244.57	\$68.56
2/10 x 6/8	*Quick Ship						
3/0 x 6/8	\$196.92	\$52.29	\$235.38	\$237.90	\$247.59	\$249.87	\$68.56
Double Doors							
3/0 x 6/8	- - -	- - -	\$394.03	\$396.56	\$406.24	\$408.52	\$120.85
4/0 x 6/8	- - -	- - -	\$414.56	\$414.56	\$429.21	\$431.96	\$121.81
5/0 x 6/8	- - -	- - -	\$425.13	\$428.17	\$439.78	\$442.52	\$123.72
5/4 x 6/8	- - -	- - -	\$435.70	\$438.74	\$450.35	\$453.09	\$123.72
6/0 x 6/8	- - -	- - -	\$446.29	\$449.33	\$460.94	\$463.69	\$123.72
Bifold Doors (w/1700 Track & Hdwe): Note: Bifolds ship as boxed units with frames KD.							
2/0 x 6/8	\$274.88	\$55.63	\$298.34	\$300.87	\$310.55	\$312.83	\$71.90
2/6 x 6/8	\$284.47	\$55.63	\$307.93	\$310.46	\$320.14	\$322.43	\$71.90
2/8 x 6/8	*Quick Ship						
3/0 x 6/8	\$294.98	\$55.63	\$318.44	\$320.97	\$330.65	\$332.94	\$71.90
Bifold Double Doors							
4/0 x 6/8	\$547.57	\$109.04	\$575.71	\$575.71	\$590.36	\$593.11	\$126.26
5/0 x 6/8	\$566.79	\$109.04	\$594.93	\$597.98	\$609.58	\$612.33	\$128.18
5/4 x 6/8	*Quick Ship						
6/0 x 6/8	\$587.89	\$109.04	\$616.04	\$619.08	\$630.69	\$633.43	\$128.18
HINGE COLOR OPTIONS (Std is US3/4 Brighter [Satin Brass]) [Hinge options are not available for bifold doors] Color Options: Bright Brass, Dull Chrome, Antique Brass, Antique Nickel, Satin Nickel, Oil Rubbed Bronze					DOUBLE DOOR OPTIONS		
					Std BB Hdwe, Pine T-Astragal		ADD
					1-3/8" Ball Catches (pair):		\$32.89
					Concealed Magnetic Catches (pr):		\$71.41
					T-Astragal & 2 flush bolts:		\$165.92
Single Prehung Doors			ADD:	\$6.72	T-Astragal & 1 flush bolt:		
Double Prehung Doors			ADD:	\$13.44	Strike & Flush Bolt Color Options: SC, AB, SN, AN, ORB		

\*Quick Ship—Badger Three to Four Week Ship Program. Add one Week for Pre-finishing.



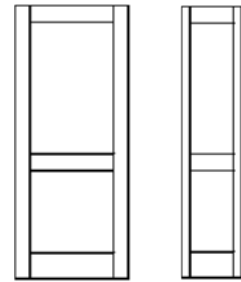
## 1-3/8" MDF STYLE PRIMED SC 2 PANEL SHAKER - 6'8"

**Standard Hinge:** 3-1/2" Ball Bearing, US4 Brighter

**FACTORY PRIMED**

**FINISH OPTIONS:**

**PAINT:** Core Colors, see our selection guide / options on pages IM-U-2 & 3, and for a wider color pallet see our standard color fan-deck.



**MDF2P**

**MDF2PB**

	DOOR SLABS		PREHUNG DOORS (Must specify handing) w/Primed Pine Jambs & Prd MDF Colonial Stops. (Casing NOT included.)				
	Raw	Pref. Add-On	4-9/16" Jamb Raw	4-13/16" Jamb Raw	5-1/4" Jamb Raw	6-9/16" Jamb Raw	Pref. Add-On
<b>Single Doors</b>							
1/6 x 6/8	\$173.13	\$52.29	\$211.59	\$214.11	\$223.80	\$226.08	\$68.56
1/8 x 6/8	*Quick Ship						
2/0 x 6/8	\$181.06	\$52.29	\$219.51	\$222.04	\$231.72	\$234.01	\$68.56
2/2 x 6/8	*Quick Ship						
2/4 x 6/8	\$183.70	\$52.29	\$222.15	\$224.68	\$234.36	\$236.65	\$68.56
2/6 x 6/8	\$186.34	\$52.29	\$224.80	\$227.32	\$237.01	\$239.29	\$68.56
2/8 x 6/8	\$191.62	\$52.29	\$230.08	\$232.61	\$242.29	\$244.57	\$68.56
2/10 x 6/8	*Quick Ship						
3/0 x 6/8	\$196.92	\$52.29	\$235.38	\$237.90	\$247.59	\$249.87	\$68.56
<b>Double Doors</b>							
3/0 x 6/8	- - -	- - -	\$394.03	\$396.56	\$406.24	\$408.52	\$120.85
4/0 x 6/8	- - -	- - -	\$414.56	\$414.56	\$429.21	\$431.96	\$121.81
5/0 x 6/8	- - -	- - -	\$425.13	\$428.17	\$439.78	\$442.52	\$123.72
5/4 x 6/8	- - -	- - -	\$435.70	\$438.74	\$450.35	\$453.09	\$123.72
6/0 x 6/8	- - -	- - -	\$446.29	\$449.33	\$460.94	\$463.69	\$123.72
<b>Bifold Doors (w/1700 Track &amp; Hdwe):</b> <i>Note: Bifolds ship as boxed units with frames KD.</i>							
2/0 x 6/8	\$274.88	\$55.63	\$298.34	\$300.87	\$310.55	\$312.83	\$71.90
2/6 x 6/8	\$284.47	\$55.63	\$307.93	\$310.46	\$320.14	\$322.43	\$71.90
2/8 x 6/8	*Quick Ship						
3/0 x 6/8	\$294.98	\$55.63	\$318.44	\$320.97	\$330.65	\$332.94	\$71.90
<b>Bifold Double Doors</b>							
4/0 x 6/8	\$547.57	\$109.04	\$575.71	\$575.71	\$590.36	\$593.11	\$126.26
5/0 x 6/8	\$566.79	\$109.04	\$594.93	\$597.98	\$609.58	\$612.33	\$128.18
5/4 x 6/8	*Quick Ship						
6/0 x 6/8	\$587.89	\$109.04	\$616.04	\$619.08	\$630.69	\$633.43	\$128.18
<b>HINGE COLOR OPTIONS</b> (Std is US3/4 Brighter [Satin Brass]) [Hinge options are not available for bifold doors] Color Options: Bright Brass, Dull Chrome, Antique Brass, Antique Nickel, Satin Nickel, Oil Rubbed Bronze					<b>DOUBLE DOOR OPTIONS</b>		
					Std BB Hdwe, Pine T-Astragal		ADD
					1-3/8" Ball Catches (pair):		\$32.89
					Concealed Magnetic Catches (pr):		\$71.41
					T-Astragal & 2 flush bolts:		\$165.92
Single Prehung Doors			ADD:	\$6.72	T-Astragal & 1 flush bolt:		\$134.10
Double Prehung Doors			ADD:	\$13.44	Strike & Flush Bolt Color Options: SC, AB, SN, AN, ORB		

\*Quick Ship—Badger Three to Four Week Ship Program. Add one Week for Pre-finishing.

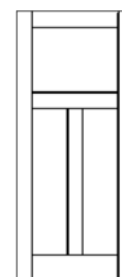
## 1-3/8" MDF STYLE PRIMED SC 3 PANEL SHAKER - 6'8"

**Standard Hinge:** 3-1/2" Ball Bearing, US4 Brighter

### FACTORY PRIMED

### FINISH OPTIONS:

**PAINT:** Core Colors, see our selection guide / options on pages IM-U-2 & 3, and for a wider color pallet see our standard color fan-deck.



MDF3P

MDF3PB

	DOOR SLABS		PREHUNG DOORS (Must specify handing) w/Primed Pine Jambs & Prd MDF Colonial Stops. (Casing NOT included.)				
	Raw	Pref. Add-On	4-9/16" Jamb Raw	4-13/16" Jamb Raw	5-1/4" Jamb Raw	6-9/16" Jamb Raw	Pref. Add-On
<b>Single Doors</b>							
1/6 x 6/8	\$179.29	\$52.29	\$217.74	\$220.27	\$229.95	\$232.24	\$68.56
1/8 x 6/8	*Quick Ship						
2/0 x 6/8	\$187.14	\$52.29	\$225.60	\$228.12	\$237.80	\$240.09	\$68.56
2/2 x 6/8	*Quick Ship						
2/4 x 6/8	\$189.75	\$52.29	\$228.21	\$230.74	\$240.42	\$242.70	\$68.56
2/6 x 6/8	\$192.37	\$52.29	\$230.82	\$233.35	\$243.03	\$245.32	\$68.56
2/8 x 6/8	\$197.61	\$52.29	\$236.06	\$238.59	\$248.27	\$250.56	\$68.56
2/10 x 6/8	*Quick Ship						
3/0 x 6/8	\$202.85	\$52.29	\$241.30	\$243.83	\$253.51	\$255.80	\$68.56
<b>Double Doors</b>							
3/0 x 6/8	---	---	\$406.34	\$408.86	\$418.55	\$420.83	\$120.85
4/0 x 6/8	---	---	\$426.73	\$426.73	\$441.38	\$444.12	\$121.81
5/0 x 6/8	---	---	\$437.18	\$440.22	\$451.83	\$454.58	\$123.72
5/4 x 6/8	---	---	\$447.66	\$450.71	\$462.32	\$465.06	\$123.72
6/0 x 6/8	---	---	\$458.15	\$461.19	\$472.80	\$475.54	\$123.72
<b>Bifold Doors (w/1700 Track &amp; Hdwe):</b> <i>Note: Bifolds ship as boxed units with frames KD.</i>							
2/0 x 6/8	\$285.91	\$55.63	\$309.38	\$311.90	\$321.59	\$323.87	\$71.90
2/6 x 6/8	\$295.40	\$55.63	\$318.86	\$321.39	\$331.07	\$333.35	\$71.90
2/8 x 6/8	*Quick Ship						
3/0 x 6/8	\$305.75	\$55.63	\$329.21	\$331.74	\$341.42	\$343.71	\$71.90
<b>Bifold Double Doors</b>							
4/0 x 6/8	\$569.64	\$109.04	\$597.79	\$597.79	\$612.44	\$615.18	\$126.26
5/0 x 6/8	\$588.64	\$109.04	\$616.78	\$619.82	\$631.43	\$634.17	\$128.18
5/4 x 6/8	*Quick Ship						
6/0 x 6/8	\$609.43	\$109.04	\$637.57	\$640.62	\$652.22	\$654.97	\$128.18
<b>HINGE COLOR OPTIONS</b> (Std is US3/4 Brighter [Satin Brass]) [Hinge options are not available for bifold doors] Color Options: Bright Brass, Dull Chrome, Antique Brass, Antique Nickel, Satin Nickel, Oil Rubbed Bronze				<b>DOUBLE DOOR OPTIONS</b>			
				Std BB Hdwe, Pine T-Astragal		ADD	
				1-3/8" Ball Catches (pair):		\$32.89	
				Concealed Magnetic Catches (pr):		\$71.41	
				T-Astragal & 2 flush bolts:		\$165.92	
Single Prehung Doors			ADD:	\$6.72		T-Astragal & 1 flush bolt:	
Double Prehung Doors			ADD:	\$13.44		Strike & Flush Bolt Color Options: SC, AB, SN, AN, ORB	

\*Quick Ship—Badger Three to Four Week Ship Program. Add one Week for Pre-finishing.

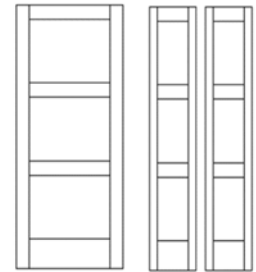
## 1-3/8" MDF STYLE PRIMED SC 3 PANEL SHAKER EQUAL - 6'8"

**Standard Hinge:** 3-1/2" Ball Bearing, US4 Brighter

### FACTORY PRIMED

### FINISH OPTIONS:

**PAINT:** Core Colors, see our selection guide / options on pages IM-U-2 & 3, and for a wider color pallet see our standard color fan-deck.



MDF3EQ

MDF3EQBF

	DOOR SLABS		PREHUNG DOORS (Must specify handing) w/Primed Pine Jamb & Prd MDF Colonial Stops. (Casing NOT included.)				
	Raw	Pref. Add-On	4-9/16" Jamb Raw	4-13/16" Jamb Raw	5-1/4" Jamb Raw	6-9/16" Jamb Raw	Pref. Add-On
Single Doors							
1/6 x 6/8	\$179.29	\$52.29	\$217.74	\$220.27	\$229.95	\$232.24	\$68.56
1/8 x 6/8	*Quick Ship						
2/0 x 6/8	\$187.14	\$52.29	\$225.60	\$228.12	\$237.80	\$240.09	\$68.56
2/2 x 6/8	*Quick Ship						
2/4 x 6/8	\$189.75	\$52.29	\$228.21	\$230.74	\$240.42	\$242.70	\$68.56
2/6 x 6/8	\$192.37	\$52.29	\$230.82	\$233.35	\$243.03	\$245.32	\$68.56
2/8 x 6/8	\$197.61	\$52.29	\$236.06	\$238.59	\$248.27	\$250.56	\$68.56
2/10 x 6/8	*Quick Ship						
3/0 x 6/8	\$202.85	\$52.29	\$241.30	\$243.83	\$253.51	\$255.80	\$68.56
Double Doors							
3/0 x 6/8	- - -	- - -	\$406.34	\$408.86	\$418.55	\$420.83	\$120.85
4/0 x 6/8	- - -	- - -	\$426.73	\$426.73	\$441.38	\$444.12	\$121.81
5/0 x 6/8	- - -	- - -	\$437.18	\$440.22	\$451.83	\$454.58	\$123.72
5/4 x 6/8	- - -	- - -	\$447.66	\$450.71	\$462.32	\$465.06	\$123.72
6/0 x 6/8	- - -	- - -	\$458.15	\$461.19	\$472.80	\$475.54	\$123.72
Bifold Doors (w/1700 Track & Hdwe): Note: Bifolds ship as boxed units with frames KD.							
2/0 x 6/8	\$285.91	\$55.63	\$309.38	\$311.90	\$321.59	\$323.87	\$71.90
2/6 x 6/8	\$295.40	\$55.63	\$318.86	\$321.39	\$331.07	\$333.35	\$71.90
2/8 x 6/8	*Quick Ship						
3/0 x 6/8	\$305.75	\$55.63	\$329.21	\$331.74	\$341.42	\$343.71	\$71.90
Bifold Double Doors							
4/0 x 6/8	\$569.64	\$109.04	\$597.79	\$597.79	\$612.44	\$615.18	\$126.26
5/0 x 6/8	\$588.64	\$109.04	\$616.78	\$619.82	\$631.43	\$634.17	\$128.18
5/4 x 6/8	*Quick Ship						
6/0 x 6/8	\$609.43	\$109.04	\$637.57	\$640.62	\$652.22	\$654.97	\$128.18
<b>HINGE COLOR OPTIONS</b> (Std is US3/4 Brighter [Satin Brass]) [Hinge options are not available for bifold doors] Color Options: Bright Brass, Dull Chrome, Antique Brass, Antique Nickel, Satin Nickel, Oil Rubbed Bronze					<b>DOUBLE DOOR OPTIONS</b>		
					Std BB Hdwe, Pine T-Astragal		ADD
					1-3/8" Ball Catches (pair):		\$32.89
					Concealed Magnetic Catches (pr):		\$71.41
					T-Astragal & 2 flush bolts:		\$165.92
Single Prehung Doors			ADD:	\$6.72	T-Astragal & 1 flush bolt:		
Double Prehung Doors			ADD:	\$13.44	Strike & Flush Bolt Color Options: SC, AB, SN, AN, ORB		

\*Quick Ship—Badger Three to Four Week Ship Program. Add one Week for Pre-finishing.

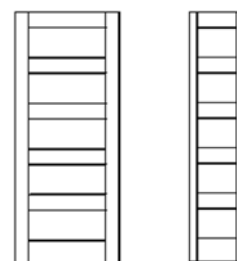
## 1-3/8" MDF STYLE PRIMED SC 5 PANEL SHAKER EQUAL - 6'8"

**Standard Hinge:** 3-1/2" Ball Bearing, US4 Brighter

**FACTORY PRIMED**

**FINISH OPTIONS:**

**PAINT:** Core Colors, see our selection guide / options on pages IM-U-2 & 3, and for a wider color pallet see our standard color fan-deck.



**MDF5EQ**

**MDF5EQBF**

	DOOR SLABS		PREHUNG DOORS (Must specify handing) w/Primed Pine Jamb & Prd MDF Colonial Stops. (Casing NOT included.)				
	Raw	Pref. Add-On	4-9/16" Jamb Raw	4-13/16" Jamb Raw	5-1/4" Jamb Raw	6-9/16" Jamb Raw	Pref. Add-On
Single Doors							
1/6 x 6/8	\$179.29	\$52.29	\$217.74	\$220.27	\$229.95	\$232.24	\$68.56
1/8 x 6/8	*Quick Ship						
2/0 x 6/8	\$187.14	\$52.29	\$225.60	\$228.12	\$237.80	\$240.09	\$68.56
2/2 x 6/8	*Quick Ship						
2/4 x 6/8	\$189.75	\$52.29	\$228.21	\$230.74	\$240.42	\$242.70	\$68.56
2/6 x 6/8	\$192.37	\$52.29	\$230.82	\$233.35	\$243.03	\$245.32	\$68.56
2/8 x 6/8	\$197.61	\$52.29	\$236.06	\$238.59	\$248.27	\$250.56	\$68.56
2/10 x 6/8	*Quick Ship						
3/0 x 6/8	\$202.85	\$52.29	\$241.30	\$243.83	\$253.51	\$255.80	\$68.56
Double Doors							
3/0 x 6/8	- - -	- - -	\$406.34	\$408.86	\$418.55	\$420.83	\$120.85
4/0 x 6/8	- - -	- - -	\$426.73	\$426.73	\$441.38	\$444.12	\$121.81
5/0 x 6/8	- - -	- - -	\$437.18	\$440.22	\$451.83	\$454.58	\$123.72
5/4 x 6/8	- - -	- - -	\$447.66	\$450.71	\$462.32	\$465.06	\$123.72
6/0 x 6/8	- - -	- - -	\$458.15	\$461.19	\$472.80	\$475.54	\$123.72
Bifold Doors (w/1700 Track & Hdwe): Note: Bifolds ship as boxed units with frames KD.							
2/0 x 6/8	\$285.90	\$55.63	\$309.36	\$311.89	\$321.57	\$323.86	\$71.90
2/6 x 6/8	\$295.40	\$55.63	\$318.86	\$321.39	\$331.07	\$333.35	\$71.90
2/8 x 6/8	*Quick Ship						
3/0 x 6/8	\$305.73	\$55.63	\$329.20	\$331.72	\$341.41	\$343.69	\$71.90
Bifold Double Doors							
4/0 x 6/8	\$569.61	\$109.04	\$597.76	\$597.76	\$612.41	\$615.15	\$126.26
5/0 x 6/8	\$588.64	\$109.04	\$616.78	\$619.82	\$631.43	\$634.17	\$128.18
5/4 x 6/8	*Quick Ship						
6/0 x 6/8	\$609.40	\$109.04	\$637.54	\$640.59	\$652.20	\$654.94	\$128.18
HINGE COLOR OPTIONS (Std is US3/4 Brighter [Satin Brass]) [Hinge options are not available for bifold doors] Color Options: Bright Brass, Dull Chrome, Antique Brass, Antique Nickel, Satin Nickel, Oil Rubbed Bronze					DOUBLE DOOR OPTIONS		
					Std BB Hdwe, Pine T-Astragal		ADD
					1-3/8" Ball Catches (pair):		\$32.89
					Concealed Magnetic Catches (pr):		\$71.41
					T-Astragal & 2 flush bolts:		\$165.92
Single Prehung Doors			ADD:	\$6.72	T-Astragal & 1 flush bolt:		
Double Prehung Doors			ADD:	\$13.44	Strike & Flush Bolt Color Options: SC, AB, SN, AN, ORB		

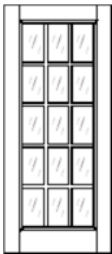
\*Quick Ship—Badger Three to Four Week Ship Program. Add one Week for Pre-finishing.

## PRIMED MDF LITED DOORS

**Standard Hinge:** 3-1/2" Ball Bearing, US3/4 Brighter

**See Our Wide Selection of Finish Options on Catalog Pages IM-U-2-3.**

**DOOR SLABS & PREHUNG DOORS - 6'8"**

	1-3/8" TDL FLAT GLASS (RSTP)						
	DOOR SLABS		PREHUNG DOORS w/Primed Pine Jambs & Primed MDF Colonial or Square Stops. (Casing NOT included.)				
	Raw	Pref. Add-On	4-9/16" Jamb Raw	4-13/16" Jamb Raw		Pref. Add-On	
Single Doors							
2/0 x 6/8 (10L)	\$259.07	\$109.04	\$297.52	\$300.05		\$125.31	
2/4 x 6/8 (15L)	\$283.74	\$109.04	\$322.20	\$324.73		\$125.31	
2/6 x 6/8 (15L)	\$296.08	\$109.04	\$334.54	\$337.07		\$125.31	
2/8 x 6/8 (15L)	\$308.42	\$109.04	\$346.88	\$349.40		\$125.31	
3/0 x 6/8 (15L)	\$320.74	\$109.04	\$359.20	\$361.73		\$125.31	
Double Doors							
4/0 x 6/8 (10L)	- - -	- - -	\$570.59	\$570.59		\$235.31	
5/0 x 6/8 (15L)	- - -	- - -	\$644.61	\$647.66		\$237.22	
5/4 x 6/8 (15L)	- - -	- - -	\$669.29	\$672.33		\$237.22	
6/0 x 6/8 (15L)	- - -	- - -	\$693.94	\$696.98		\$237.22	
<b>HINGE COLOR OPTIONS</b> (Std is US3/4 Brighter [Satin Brass]) Color Options: Bright Brass, Dull Chrome, Antique Brass, Antique Nickel, Satin Nickel, Oil Rubbed Bronze					<b>DOUBLE DOOR OPTIONS</b>		
					Std BB Hdwe, Poplar Astragal		ADD
					1-3/8" Ball Catches (pair):		\$32.89
					Concealed Magnetic Catches (pr):		\$71.41
					T-Astragal & 2 flush bolts:		\$165.92
Single Prehung Doors			ADD:	\$6.72	T-Astragal & 1 flush bolt:	\$134.10	
Double Prehung Doors			ADD:	\$13.44	Strike & Flush Bolt Color Options: SC, AB, SN, AN, ORB		

# FACTORY FINISHED HARDBOARD INTERIOR DOORS

Description	Badger Door Code	Page
<b>Chesapeake Oak</b>		
Hollow Core Flush (1-3/8")	(CPSH)	IM-L-2
Solid Core Flush (1-3/4")	(CPSS)	IM-L-3
<b>Amber</b>		
Hollow Core 6-Panel (1-3/8")	(AMS)	IM-L-4
Solid Core 6-Panel (1-3/4")	(AMSY)	IM-L-5



**Prices and specifications are subject to change without notice.**



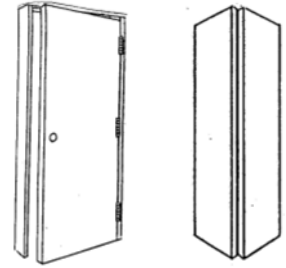
## CHESAPEAKE OAK DOORS

### 1-3/8" Hollow Core Flush—Factory Finished Hardboard

**Standard Hinge:** 3-1/2" Plain Bearing, US3/4 Brighter

#### FINISH OPTIONS

**FACTORY FINISH: CHESAPEAKE OAK**



CPSH (6'8")

CPBH (6'8")

	DOOR SLABS		PREHUNG DOORS (Must specify handing) w/Chesapeake Oak Veneered Jambs & Colonial Stops. (Casing NOT included.)			
	Raw	Pref. Add-On	4-9/16" Jamb Raw	4-13/16" Jamb Raw	Pref. Add-On	
Single Doors						
1/0 x 6/8	*Quick Ship					
1/2 x 6/8	*Quick Ship					
1/4 x 6/8	*Quick Ship					
1/6 x 6/8	\$77.25	n/a	\$132.93	\$139.67	n/a	
1/8 x 6/8	*Quick Ship					
1/10 x 6/8	*Quick Ship					
2/0 x 6/8	\$77.25	n/a	\$132.93	\$139.67	n/a	
2/2 x 6/8	*Quick Ship					
2/4 x 6/8	\$82.27	n/a	\$137.94	\$144.68	n/a	
2/6 x 6/8	\$82.27	n/a	\$137.94	\$144.68	n/a	
2/8 x 6/8	\$86.52	n/a	\$142.20	\$148.94	n/a	
2/10 x 6/8	*Quick Ship					
3/0 x 6/8	\$91.04	n/a	\$146.71	\$153.45	n/a	
3/6 x 6/8	*Quick Ship					
Double Doors						
3/0 x 6/8	---	---	\$220.28	\$227.02	n/a	
4/0 x 6/8	---	---	\$227.48	\$235.58	n/a	
5/0 x 6/8	---	---	\$237.50	\$245.60	n/a	
5/4 x 6/8	---	---	\$246.02	\$254.11	n/a	
6/0 x 6/8	---	---	\$255.04	\$263.14	n/a	
Bifold Doors (w/Hdwe - 1825 track for panels to 50 lbs.)						
2/0 x 6/8	\$109.76	n/a	\$145.78	\$152.52	n/a	
2/6 x 6/8	\$116.27	n/a	\$152.30	\$159.04	n/a	
2/8 x 6/8	*Quick Ship					
3/0 x 6/8	\$125.61	n/a	\$161.64	\$168.38	n/a	
Bifold Double Doors						
4/0 x 6/8	\$218.90	n/a	\$262.12	\$270.22	n/a	
5/0 x 6/8	\$232.94	n/a	\$276.16	\$284.26	n/a	
5/4 x 6/8	*Quick Ship					
6/0 x 6/8	\$251.91	n/a	\$295.14	\$303.24	n/a	
HINGE COLOR OPTIONS (Std is US3/4 Brighter [Satin Brass]) [Hinge options are not available for bifold doors] Color Options: Bright Brass, Dull Chrome, Antique Brass, Antique Nickel, Satin Nickel, Oil Rubbed Bronze			DOUBLE DOOR OPTIONS			
			Std BB Hdwe, PF Oak Astragal		ADD	
			1-3/8" Ball Catches (pair):		\$32.89	
			Concealed Magnetic Catches (pr):		\$71.41	
			T-Astragal & 2 flush bolts:		\$160.85	
Single Prehung Doors		ADD:	\$5.49	T-Astragal & 1 flush bolt:		\$129.03
Double Prehung Doors		ADD:	\$10.98	Strike & Flush Bolt Color Options: SC, AB, SN, AN, ORB		

\*Quick Ship - Badger Three to Four Week Ship Program. Add One Week for Pre-finishing.

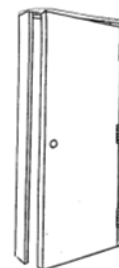
## CHESAPEAKE OAK DOORS

### 1-3/4" Solid Core Flush—Factory Finished Hardboard

**Standard Hinge:** Res. 4" Ball Bearing, 5/8" RC, Antique Brass

#### FINISH OPTIONS

**FACTORY FINISH: CHESAPEAKE OAK**



CPSS

	DOOR SLABS		PREHUNG DOORS (Must specify handing) w/Chesapeake Oak Veneered Jamb & Colonial Stops. (Casing NOT included.)		
	Raw	Pref. Add-On	4-9/16" Jamb Raw	4-13/16" Jamb Raw	Pref. Add-On
<b>Single Doors</b>					
1/6 x 6/8			*Quick Ship		
2/0 x 6/8			*Quick Ship		
2/6 x 6/8			*Quick Ship		
2/8 x 6/8			*Quick Ship		
3/0 x 6/8	\$182.07	n/a	\$262.72	\$269.46	n/a
<b>Double Doors</b>					
3/0 x 6/8			*Quick Ship		
4/0 x 6/8			*Quick Ship		
5/0 x 6/8			*Quick Ship		
5/4 x 6/8			*Quick Ship		
6/0 x 6/8	---	---	\$487.06	\$495.16	n/a
<b>HINGE COLOR OPTIONS</b> (Std is Antique Brass) [Hinge options are not available for bifold doors] Color Options: Dull Brass, Dull Chrome, Satin Nickel				<b>DOUBLE DOOR OPTIONS</b>	
				Std BB Hdwe, PF Oak Astragal	ADD
				1-3/8" Ball Catches (pair):	\$32.89
				Concealed Magnetic Catches (pr):	\$71.41
				T-Astragal & 2 flush bolts:	\$205.03
Single Prehung Doors		ADD:	TBD	T-Astragal & 1 flush bolt:	\$173.21
Double Prehung Doors		ADD:	TBD	Strike & Flush Bolt Color Options: SC, AB, SN, AN, ORB	

\*Quick Ship - Badger Three to Four Week Ship Program. Add One Week for Pre-finishing.



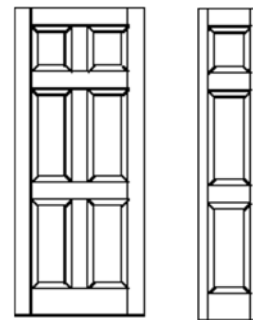
## AMBER DOORS

### 1-3/8" Hollow Core 6-Panel—Factory Finished Hardboard

**Standard Hinge:** 3-1/2" Plain Bearing, US3/4 Brighter

#### FINISH OPTIONS

**FACTORY FINISH: AMBER OAK**



AMS

AMBF

	DOOR SLABS		PREHUNG DOORS (Must specify handing) w/Chesapeake Oak Veneered Jamb & Colonial Stops. (Casing NOT included.)		
	Raw	Pref. Add-On	4-9/16" Jamb Raw	4-13/16" Jamb Raw	Pref. Add-On
<b>Single Doors</b>					
1/0 x 6/8				*Quick Ship	
1/2 x 6/8				*Quick Ship	
1/4 x 6/8				*Quick Ship	
1/6 x 6/8	\$122.09	n/a	\$177.77	\$184.51	n/a
1/8 x 6/8				*Quick Ship	
1/10 x 6/8				*Quick Ship	
2/0 x 6/8	\$132.15	n/a	\$187.82	\$194.57	n/a
2/2 x 6/8				*Quick Ship	
2/4 x 6/8	\$143.03	n/a	\$198.71	\$205.45	n/a
2/6 x 6/8	\$143.03	n/a	\$198.71	\$205.45	n/a
2/8 x 6/8	\$147.78	n/a	\$203.46	\$210.20	n/a
2/10 x 6/8	\$156.49	n/a	\$212.17	\$218.91	n/a
3/0 x 6/8	\$156.49	n/a	\$212.17	\$218.91	n/a
<b>Double Doors</b>					
3/0 x 6/8	---	---	\$309.96	\$316.70	n/a
4/0 x 6/8	---	---	\$337.27	\$345.36	n/a
5/0 x 6/8	---	---	\$359.03	\$367.12	n/a
5/4 x 6/8	---	---	\$368.54	\$376.64	n/a
6/0 x 6/8	---	---	\$385.96	\$394.06	n/a
<b>Bifold Doors (w/Hdwe)</b>					
2/0 x 6/8	\$144.14	n/a	\$180.17	\$186.91	n/a
2/6 x 6/8	\$162.04	n/a	\$198.06	\$204.80	n/a
2/8 x 6/8				*Quick Ship	
3/0 x 6/8	\$181.34	n/a	\$217.37	\$224.11	n/a
<b>Bifold Double Doors</b>					
4/0 x 6/8	\$287.67	n/a	\$330.90	\$338.99	n/a
5/0 x 6/8	\$324.47	n/a	\$367.70	\$375.79	n/a
5/4 x 6/8				*Quick Ship	
6/0 x 6/8	\$363.38	n/a	\$406.61	\$414.71	n/a
<b>HINGE COLOR OPTIONS</b> (Std is US3/4 Brighter [Satin Brass]) [Hinge options are not available for bifold doors] Color Options: Bright Brass, Dull Chrome, Antique Brass, Antique Nickel, Satin Nickel, Oil Rubbed Bronze			<b>DOUBLE DOOR OPTIONS</b>		
			Std BB Hdwe, PF Oak Astragal		ADD
			1-3/8" Ball Catches (pair):		\$32.89
			Concealed Magnetic Catches (pr):		\$71.41
			T-Astragal & 2 flush bolts:		\$160.85
Single Prehung Doors			ADD:	\$5.49	T-Astragal & 1 flush bolt: \$129.03
Double Prehung Doors			ADD:	\$10.98	Strike & Flush Bolt Color Options: SC, AB, SN, AN, ORB

\*Quick Ship - Badger Three to Four Week Ship Program. Add One Week for Pre-finishing.

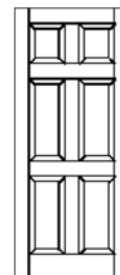
## AMBER DOORS

### 1-3/4" Solid Core 6-Panel—Factory Finished Hardboard

**Standard Hinge:** Res. 4" Ball Bearing, Antique Brass

#### FINISH OPTIONS

**FACTORY FINISH: AMBER OAK**



**AMSY**

	DOOR SLABS		PREHUNG DOORS (Must specify handing) w/Chesapeake Oak Veneered Jamb & Colonial Stops. (Casing NOT included.)			
	Raw	Pref. Add-On	4-9/16" Jamb Raw	4-13/16" Jamb Raw	Pref. Add-On	
<b>Single Doors</b>						
1/6 x 6/8				*Quick Ship		
2/0 x 6/8				*Quick Ship		
2/6 x 6/8				*Quick Ship		
2/8 x 6/8				*Quick Ship		
3/0 x 6/8	\$288.37	n/a	\$369.02	\$375.76	n/a	
<b>Double Doors</b>						
3/0 x 6/8				*Quick Ship		
4/0 x 6/8				*Quick Ship		
5/0 x 6/8				*Quick Ship		
5/4 x 6/8				*Quick Ship		
6/0 x 6/8	---	---	\$699.66	\$707.76	n/a	
<b>HINGE COLOR OPTIONS</b> (Std is Antique Brass) [Hinge options are not available for bifold doors] Color Options: Dull Brass, Dull Chrome, Satin Nickel				<b>DOUBLE DOOR OPTIONS</b>		
				Std BB Hdwe, PF Oak Astragal	ADD	
				1-3/8" Ball Catches (pair):	\$32.89	
				Concealed Magnetic Catches (pr):	\$71.41	
				T-Astragal & 2 flush bolts:	\$205.03	
Single Prehung Doors			ADD:	TBD	T-Astragal & 1 flush bolt:	\$173.21
Double Prehung Doors			ADD:	TBD	Strike & Flush Bolt Color Options: SC, AB, SN, AN, ORB	

\*Quick Ship - Badger Three to Four Week Ship Program. Add One Week for Pre-finishing.

**THIS PAGE LEFT BLANK**

# FIRE RATED INTERIOR DOORS

Description	Page
<b>Fire Rated Doors</b>	
Flush	IM-M-2
Raised Molded Panels	IM-M-2
SC Panel Doors	IM-M-3
Labels—Fire Rated	IM-M-3
Redi Frames	IM-M-4
Fire Rated Door Accessories	IM-M-4

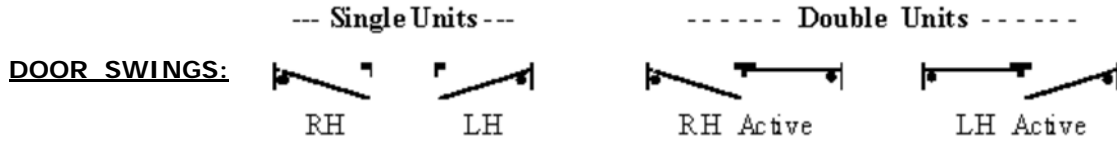


**Prices and specifications are subject to change without notice.**

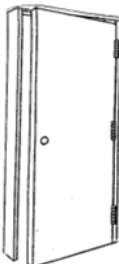
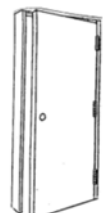
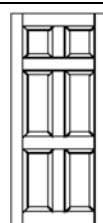


**FIRE RATED 1-3/4" SOLID CORE DOOR SLABS**  
(Door slabs will not be sold without fire rated label or machining.)

See Our Wide Selection of Finish Options on Catalog Pages IM-U-2-3.




Architectural Doors Available - - - - Call for Quote!!

			Oak Flush	Birch Flush	Call Badger's Millwork Office for Pricing
	Door Size	Fire Rating	Prod.#	Prod.#	
	2/6 x 6/8	20 Minute	OSS206	BSS206	
	2/8 x 6/8		OSS208	BSS208	
	3/0 x 6/8		OSS300	BSS300	
	2/8 x 7/0		OSV208	BSV208	
	3/0 x 7/0		OSV300	BSV300	
	3/0 x 6/7-1/2	60 Minute	- - -	- - -	
	3/0 x 6/11-1/4		- - -	- - -	
	3/0 x 6/7-1/2	90 Minute	- - -	- - -	
	3/0 x 6/11-1/4		- - -	- - -	
Chesapeake Oak Flush (Factory Finished)					Call Badger's Millwork Office for Pricing
	Door Size	Fire Rating	Prod.#		
	2/8 x 6/8	20 Minute	- - -		
	3/0 x 6/8		CPSS300		
	2/8 x 6/7-1/2	60 Minute	- - -		
	3/0 x 6/7-1/2		- - -		
Mesa 6-Panel (Factory Finished)					Call Badger's Millwork Office for Pricing
	Door Size	Fire Rating	Prod.#		
	2/8 x 6/8	20 Minute	JSY208		
	3/0 x 6/8		JSY300		
	2/8 x 6/7-1/2	60 Minute	- - -		
	3/0 x 6/7-1/2		- - -		

See the Commercial Millwork, Section Z, for Fire Rated accessories.

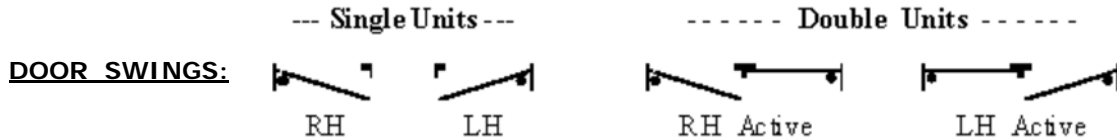
**FIRE RATED 1-3/4" PANEL DOORS**  
(Door slabs will not be sold without fire rated label or machining.)

See Our Wide Selection of Finish Options on Catalog Pages IM-U-2-3.



Available in various species and styles.

Call Badger's Millwork office for pricing.



20 MIN FIRE RATED OAK JAMBS	Size
4-13/16" RABBETED SOLID OAK	3/0x7/0
5-1/4" RABBETED SOLID OAK	3/0x7/0
6-9/16" RABBETED SOLID OAK	3/0x7/0
<b>FIRE RATED LABELS</b>	
20 Minute (Standard doors)	ID20MIN
45 Minute (Standard doors)	ID45MIN
60 Minute (Standard doors)	ID60MIN
90 Minute (Standard doors)	ID90MIN
20 Minute (Standard Wood Jamb)	IDJ20MIN

See the Commercial Millwork, Section Z, for Fire Rated accessories.

**THIS PAGE LEFT BLANK.**

# MIRRORED CLOSET INTERIOR DOORS




Prices and specifications are subject to change without notice.

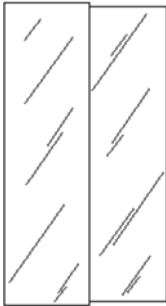


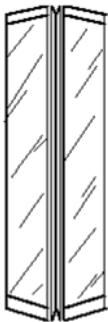
\*Quick Ship - Badger Three to Four Week Ship Program. Add One Week for Pre-finishing.

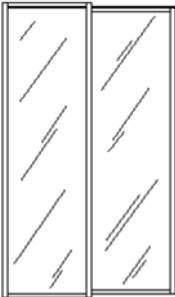


## MIRRORED CLOSET DOORS

Mirrored Pencil Edged Bifold			
	Prod. #	Size	Per Each
	MIBFP200**	2'0"	<b>Call Your Badger Sales Rep for Pricing</b>
	MIBFP206**	2'6"	
	MIBFP300**	3'0"	
	MIBFP400**	4'0"	
	MIBFP500**	5'0"	
	MIBFP600**	6'0"	
<b>Model: 4002M</b>			

Mirrored Pencil Edged Bypass			
	Prod. #	Size	Per Each
	----	2'0"	<b>Call Your Badger Sales Rep for Pricing</b>
	----	2'6"	
	----	3'0"	
	MIBPP400**	4'0"	
	MIBPP500**	5'0"	
	MIBPP600**	6'0"	
<b>Model: 2004M</b>			

Framed Mirrored Bifold			
	Prod. #	Size	Per Each
	MIBFF200**	2'0"	<b>Call Your Badger Sales Rep for Pricing</b>
	MIBFF206**	2'6"	
	MIBFF300**	3'0"	
	MIBFF400**	4'0"	
	MIBFF500**	5'0"	
	MIBFF600**	6'0"	
<b>Model: 4001M</b>			

Framed Mirrored Bypass			
	Prod. #	Size	Per Each
	----	2'0"	<b>Call Your Badger Sales Rep for Pricing</b>
	----	2'6"	
	----	3'0"	
	MIBPF400**	4'0"	
	MIBPF500**	5'0"	
	MIBPF600**	6'0"	
<b>Model: 2001M</b>			

**\*\*Standard frame colors: Bright White (\*\*BW), Satin Gold (\*\*SG), Bright Gold (\*\*BG) or Arctic Silver (\*\*AS).**

**Units consist of 3-4 mm insert safety backed mirror panels with respective hardware.**

**One piece top "J" track with anti-jump bottom rollers on bypass doors.**

**Call Badger's office for pricing.**

**10-Year Warranty.**

**\*Quick Ship - Badger Three to Four Week Ship Program. Add One Week for Pre-finishing.**

# INTERIOR JAMBS

SPECIES	PAGE
<b>Oak</b>	
Veneer	IM-O-2
Veneer Edged	IM-O-3
Solid	IM-O-4,5
Lumber Core	IM-O-5
<b>Maple</b>	
Veneer	IM-O-6
Lumber Core	IM-O-7
Veneer Edged	IM-O-7
Solid	IM-O-8
<b>Pine</b>	
Veneer	IM-O-9
Lumber Core	IM-O-10
Solid	IM-O-10
Primed	IM-O-11
<b>Knotty Pine</b>	
Solid	IM-O-12
<b>Poplar</b>	
Lumber Core	IM-O-13
Solid	IM-O-13
Veneer	IM-O-13
Primed	IM-O-14
<b>Cherry</b>	
Veneer	IM-O-15
<b>Knotty Alder / Alder</b>	
Solid	IM-O-16
Veneer	IM-O-16
<b>Hickory</b>	
Veneer	IM-O-17
Solid	IM-O-17
<b>Birch</b>	
Veneer	IM-O-17
<b>Lauan</b>	
Veneer	IM-O-18
<b>Chesapeake Oak</b>	IM-O-18

Prices and specifications are subject to change without notice.

# INTERIOR JAMBS

See Our Wide Selection of Finish Options on Catalog Pages IM-U-2-3.

OAK VENEER					
Size			Prod. #	Raw	Prefinished
4-9/16" OAK VENEER					
Side	6/8		JB1-1203	\$9.58	\$16.33
	7/0		JB1-1004	\$10.34	\$17.09
	8/0		JB1-1007	\$12.92	\$20.63
6/8 Sets	3/0	(1/0 to 3/0 doors)	JB1-1230	\$23.95	\$40.33
	4/0	(4/0 doors)	JB1-1240	\$28.75	\$46.09
	6/0	(5/0 to 6/0 doors)	JB1-1260	\$28.75	\$48.01
7/0 Sets	3/0	(1/0 to 3/0 doors)	JB1-1037	\$25.85	\$41.27
	4/0	(4/0 doors)	JB1-1047	\$31.02	\$48.36
	6/0	(5/0 to 6/0 doors)	JB1-1067	\$31.02	\$69.55
8/0 Sets	3/0	(1/0 to 3/0 doors)	JB1-1038	\$38.77	\$75.38
	4/0	(4/0 doors)	JB1-1048	\$38.77	\$77.30
	6/0	(5/0 to 6/0 doors)	JB1-1068	\$38.77	\$81.16
4-11/16" OAK VENEER					
Side	6/8		JB1-1303	\$12.05	\$18.80
6/8 Sets	3/0	(1/0 to 3/0 doors)	JB1-1330	\$30.13	\$46.51
	4/0	(4/0 doors)	JB1-1340	\$36.16	\$53.50
	6/0	(5/0 to 6/0 doors)	JB1-1360	\$36.16	\$55.42
4-13/16" OAK VENEER					
Side	6/8		JB1-3003	\$13.41	\$20.16
	7/0		JB1-3004	\$14.48	\$21.23
6/8 Sets	3/0	(1/0 to 3/0 doors)	JB1-3030	\$33.52	\$49.90
	4/0	(4/0 doors)	JB1-3040	\$40.23	\$57.57
	6/0	(5/0 to 6/0 doors)	JB1-3060	\$40.23	\$59.49
7/0 Sets	3/0	(1/0 to 3/0 doors)	JB1-3037	\$36.20	\$52.58
	4/0	(4/0 doors)	JB1-3047	\$43.44	\$60.78
	6/0	(5/0 to 6/0 doors)	JB1-3067	\$43.44	\$62.71
5-1/4" OAK VENEER					
Side	6/8		JB1-4003	\$14.34	\$21.08
6/8 Sets	3/0	(1/0 to 3/0 doors)	JB1-4030	\$35.84	\$52.22
	4/0	(4/0 doors)	JB1-4040	\$43.01	\$60.35
	6/0	(5/0 to 6/0 doors)	JB1-4060	\$43.01	\$62.28
6-9/16" OAK VENEER					
Side	6/8		JB1-5003	\$21.62	\$28.37
6/8 Sets	3/0	(1/0 to 3/0 doors)	JB1-5030	\$54.05	\$70.43
	4/0	(4/0 doors)	JB1-5040	\$64.86	\$82.20
	6/0	(5/0 to 6/0 doors)	JB1-5060	\$64.86	\$84.13

# INTERIOR JAMBS

See Our Wide Selection of Finish Options on Catalog Pages IM-U-2-3.

OAK VENEER EDGED					
5-1/2" OAK VENEER EDGED - [Trimmable --- From 4-5/8" to 5-1/2"]					
Size		Prod. #		Raw	Prefinished
Side	7/0	JB1-6104		\$30.54	\$37.29
Jamb Sets		6/8 Sets	7/0 Sets	Raw	Prefinished
3/0	(1/0 to 3/0 doors)	JB1-6130	JB1-6137	\$76.36	\$92.74
4/0	(4/0 doors)	JB1-6140	JB1-6147	\$91.63	\$108.97
6/0	(5/0 to 6/0 doors)	JB1-6160	JB1-6167	\$91.63	\$110.90
7-1/2" OAK VENEER EDGED - [Trimmable --- From 5-1/2" to 7-1/2"]					
Side	7/0	JB1-6004		\$50.74	\$57.48
Jamb Sets		6/8 Sets	7/0 Sets	Raw	Prefinished
3/0	(1/0 to 3/0 doors)	JB1-6030	JB1-6037	\$126.84	\$143.22
4/0	(4/0 doors)	JB1-6040	JB1-6047	\$152.21	\$169.55
6/0	(5/0 to 6/0 doors)	JB1-6060	JB1-6067	\$152.21	\$171.48
OAK VENEER -- Non-Standard Size Jamb Sets >> For Prehung Doors Only <<					
Size			Prod. #	Raw	Prefinished
1/0 to 3/0	2" to 4-1/2"		JB1-9800	CALL BADGER'S MILLWORK OFFICE FOR PRICING	
	4-5/8" to 4-7/8"		JB1-9801		
	4-15/16" to 5-1/2"		JB1-9802		
	5-9/16" to 7-1/2"		JB1-9803		
	7-9/16" to 9"		JB1-9804		
4/0	2" to 4-1/2"		JB1-9805		
	4-5/8" to 4-7/8"		JB1-9806		
	4-15/16" to 5-1/2"		JB1-9807		
	5-9/16" to 7-1/2"		JB1-9808		
	7-9/16" to 9"		JB1-9809		
5/0 to 6/0	2" to 4-1/2"		JB1-9810		
	4-5/8" to 4-7/8"		JB1-9811		
	4-15/16" to 5-1/2"		JB1-9812		
	5-9/16" to 7-1/2"		JB1-9813		
	7-9/16" to 9"		JB1-9814		

\*Quick Ship - Badger Three to Four Week Ship Program. Add One Week for Pre-finishing.

# INTERIOR JAMBS

See Our Wide Selection of Finish Options on Catalog Pages IM-U-2-3.

OAK SOLID					
Size			Prod. #	Raw	Prefinished
<b>4-9/16" OAK SOLID</b>					
Side	7/0		JB1-2004	\$45.95	\$52.70
Jamb Sets		6/8 Sets	7/0 Sets	Raw	Prefinished
3/0	(1/0 to 3/0 doors)	JB1-2030	JB1-2037	\$114.88	\$131.26
4/0	(4/0 doors)	JB1-2040	JB1-2047	\$137.86	\$155.20
6/0	(5/0 to 6/0 doors)	JB1-2060	JB1-2067	\$137.86	\$157.13
<b>4-13/16" OAK SOLID</b>			Prod. #	Raw	Prefinished
Side	7/0		JB1-7004	\$51.49	\$58.24
Jamb Sets		6/8 Sets	7/0 Sets	Raw	Prefinished
3/0	(1/0 to 3/0 doors)	JB1-7030	JB1-7037	\$128.73	\$145.11
4/0	(4/0 doors)	JB1-7040	JB1-7047	\$154.48	\$171.82
6/0	(5/0 to 6/0 doors)	JB1-7060	JB1-7067	\$154.48	\$173.75
<b>5-1/4" OAK SOLID</b>					
Side	7/0	JB1-8004		\$56.08	\$62.82
Jamb Sets		6/8 Sets	7/0 Sets	Raw	Prefinished
3/0	(1/0 to 3/0 doors)	JB1-8030	JB1-8037	\$140.19	\$156.57
4/0	(4/0 doors)	JB1-8040	JB1-8047	\$168.23	\$185.57
6/0	(5/0 to 6/0 doors)	JB1-8060	JB1-8067	\$168.23	\$187.50
Size			Prod. #	Raw	Prefinished
<b>6-9/16" OAK SOLID</b>					
Side	7/0		JB1-9004	\$63.76	\$70.51
	3/0	(1/0 to 3/0 doors)	JB1-9030	\$159.40	\$175.78
	4/0	(4/0 doors)	JB1-9040	\$191.28	\$208.62
	6/0	(5/0 to 6/0 doors)	JB1-9060	\$191.28	\$210.55
7/0 Sets	3/0	(1/0 to 3/0 doors)	JB1-9037	\$159.40	\$175.78
	4/0	(4/0 doors)	JB1-9047	\$191.28	\$208.62
	6/0	(5/0 to 6/0 doors)	JB1-9067	\$191.28	\$210.55
8/0 Sets	3/0	(1/0 to 3/0 doors)	JB1-9038	*Quick Ship	
	4/0	(4/0 doors)	JB1-9048	*Quick Ship	
	6/0	(5/0 to 6/0 doors)	JB1-9068	*Quick Ship	

Quick Ship - Badger Three to Four Week Ship Program. Add One Week for Pre-finishing.

# INTERIOR JAMBS

See Our Wide Selection of Finish Options on Catalog Pages IM-U-2-3.

OAK SOLID -- Non-Standard Sized Jamb Sets >> For Prehung Doors Only <<					
Door Size		Jamb Size		Prod. #	CALL BADGER'S MILLWORK OFFICE FOR PRICING
1/0 to 3/0	2" to 4-1/2"		JB1-9815		
	4-5/8" to 6-1/2"		JB1-9816		
	6-5/8" to 7-1/4"		JB1-9818		
	7-5/16" to 9"		JB1-9819		
	9" to 11-1/4"		JB1-9830		
4/0	2" to 4-1/2"		JB1-9820		
	4-5/8" to 6-1/2"		JB1-9821		
	6-5/8" to 7-1/4"		JB1-9823		
	7-5/16" to 9"		JB1-9824		
	9" to 11-1/4"		JB1-9831		
5/0 to 6/0	2" to 4-1/2"		JB1-9825		
	4-5/8" to 6-1/2"		JB1-9826		
	6-5/8" to 7-1/4"		JB1-9828		
	7-5/16" to 9"		JB1-9829		
	9" to 11-1/4"		JB1-9832		
OAK LUMBER CORE					
Size			Prod. #	Raw	Prefinished
4-9/16" OAK LUMBER CORE					
Side	6/8		JB1-1103	\$21.11	\$27.85
6/8 Sets	3/0	(1/0 to 3/0 doors)	JB1-1130	\$52.76	\$69.14
	4/0	(4/0 doors)	JB1-1140	\$63.32	\$80.66
	6/0	(5/0 to 6/0 doors)	JB1-1160	\$63.32	\$82.58
4-13/16" OAK LUMBER CORE					
Side	6/8		JB1-3103	\$23.30	\$30.05
6/8 Sets	3/0	(1/0 to 3/0 doors)	JB1-3130	\$58.26	\$74.64
	4/0	(4/0 doors)	JB1-3140	\$69.91	\$87.26
	6/0	(5/0 to 6/0 doors)	JB1-3160	\$69.91	\$89.18

\*Quick Ship - Badger Three to Four Week Ship Program. Add One Week for Pre-finishings.

# INTERIOR JAMBS

See Our Wide Selection of Finish Options on Catalog Pages IM-U-2-3.

MAPLE VENEER					
Size			Prod. #	Raw	Prefinished
<b>4-9/16" MAPLE VENEER</b>					
<b>Side</b>	6/8		JB2-1203	\$9.50	\$16.24
	7/0		JB2-1004	\$12.20	\$18.94
	8/0		JB2-1007	\$13.57	\$21.28
<b>6/8 Sets</b>	3/0	(1/0 to 3/0 doors)	JB2-1230	\$23.74	\$40.12
	4/0	(4/0 doors)	JB2-1240	\$28.49	\$45.83
	6/0	(5/0 to 6/0 doors)	JB2-1260	\$28.49	\$47.76
<b>7/0 Sets</b>	3/0	(1/0 to 3/0 doors)	JB2-1037	\$30.49	\$46.86
	4/0	(4/0 doors)	JB2-1047	\$36.59	\$53.93
	6/0	(5/0 to 6/0 doors)	JB2-1067	\$36.59	\$55.85
<b>8/0 Sets</b>	3/0	(1/0 to 3/0 doors)	JB2-1038	\$33.92	\$52.22
	4/0	(4/0 doors)	JB2-1048	\$33.92	\$53.18
	6/0	(5/0 to 6/0 doors)	JB2-1068	\$40.70	\$61.89
<b>4-11/16" MAPLE VENEER</b>					
<b>Side</b>	6/8		JB2-1303	\$15.59	\$22.34
<b>6/8 Sets</b>	3/0	(1/0 to 3/0 doors)	JB2-1330	\$38.98	\$55.36
	4/0	(4/0 doors)	JB2-1340	\$46.78	\$64.12
	6/0	(5/0 to 6/0 doors)	JB2-1360	\$46.78	\$66.05
<b>4-13/16" MAPLE VENEER</b>					
<b>Side</b>	6/8		JB2-3003	\$14.35	\$21.10
<b>6/8 Sets</b>	3/0	(1/0 to 3/0 doors)	JB2-3030	\$35.88	\$52.25
	4/0	(4/0 doors)	JB2-3040	\$43.05	\$60.39
	6/0	(5/0 to 6/0 doors)	JB2-3060	\$43.05	\$62.32
<b>5-1/4" MAPLE VENEER</b>					
<b>Side</b>	6/8		JB2-4003	\$15.57	\$22.31
<b>6/8 Sets</b>	3/0	(1/0 to 3/0 doors)	JB2-4030	\$38.91	\$55.29
	4/0	(4/0 doors)	JB2-4040	\$46.70	\$64.04
	6/0	(5/0 to 6/0 doors)	JB2-4060	\$46.70	\$65.96
<b>6-9/16" MAPLE VENEER</b>					
<b>Side</b>	6/8		JB2-5003	\$21.62	\$28.37
<b>6/8 Sets</b>	3/0	(1/0 to 3/0 doors)	JB2-5030	\$54.05	\$70.43
	4/0	(4/0 doors)	JB2-5040	\$64.86	\$82.20
	6/0	(5/0 to 6/0 doors)	JB2-5060	\$64.86	\$84.13

# INTERIOR JAMBS

See Our Wide Selection of Finish Options on Catalog Pages IM-U-2-3.

MAPLE VENEER EDGED					
Size			Prod. #	Raw	Prefinished
5-1/2" MAPLE VENEER EDGED- [Trimmable --- From 4-7/8" to 5-1/2"]					
Side	7/0		JB2-6104	\$30.89	\$37.63
7/0 Sets	3/0	(1/0 to 3/0 doors)	JB2-6130	\$77.22	\$93.60
	4/0	(4/0 doors)	JB2-6140	\$92.66	\$110.00
	6/0	(5/0 to 6/0 doors)	JB2-6160	\$92.66	\$111.93
MAPLE VENEER -- Non-Standard Sized Jamb Sets >> For Prehung Doors Only <<					
Door Size	Jamb Size		Prod. #	Raw	Prefinished
1/0 to 3/0	2" to 4-1/2"		JB2-9800	CALL BADGER'S MILLWORK OFFICE FOR PRICING	
	4-5/8" to 6-1/2"		JB2-9801		
	6-5/8" to 7-1/4"		JB2-9803		
	7-3/8" to 9"		JB2-9804		
4/0	2" to 4-1/2"		JB2-9805		
	4-5/8" to 6-1/2"		JB2-9806		
	6-5/8" to 7-3/4"		JB2-9808		
	7-3/4" to 9"		JB2-9809		
5/0 to 6/0	2" to 4-1/2"		JB2-9810		
	4-5/8" to 6-1/2"		JB2-9811		
	6-5/8" to 7-3/4"		JB2-9813		
MAPLE LUMBER CORE					
Size			Prod. #	Raw	Prefinished
4-9/16" MAPLE LUMBER CORE					
Side	6/8		JB2-1103	\$20.41	\$27.15
6/8 Sets	3/0	(1/0 to 3/0 doors)	JB2-1130	\$51.02	\$67.39
	4/0	(4/0 doors)	JB2-1140	\$61.22	\$78.56
	6/0	(5/0 to 6/0 doors)	JB2-1160	\$61.22	\$80.48

\*Quick Ship - Badger Three to Four Week Ship Program. Add One Week for Pre-finishing.



# INTERIOR JAMBS

See Our Wide Selection of Finish Options on Catalog Pages IM-U-2-3.

MAPLE SOLID					
Size			Prod. #	Raw	Prefinished
<b>4-9/16" MAPLE SOLID</b>					
Side	7/0		JB2-2004	\$49.29	\$56.04
	8/0		JB2-2007	*Quick Ship	
6/8 Sets	3/0	(1/0 to 3/0 doors)	JB2-2030	\$123.24	\$139.61
	4/0	(4/0 doors)	JB2-2040	\$147.88	\$165.22
	6/0	(5/0 to 6/0 doors)	JB2-2060	\$147.88	\$167.15
7/0 Sets	3/0	(1/0 to 3/0 doors)	JB2-2037	\$123.24	\$139.61
	4/0	(4/0 doors)	JB2-2047	\$147.88	\$165.22
	6/0	(5/0 to 6/0 doors)	JB2-2067	\$147.88	\$167.15
<b>6-9/16" MAPLE SOLID</b>					
	8/0		JB2-9006	\$77.25	\$84.97
6/8 Sets	3/0	(1/0 to 3/0 doors)	JB2-9030	\$193.14	\$209.51
	4/0	(4/0 doors)	JB2-9040	\$231.76	\$249.10
	6/0	(5/0 to 6/0 doors)	JB2-9060	\$231.76	\$251.03
7/0 Sets	3/0	(1/0 to 3/0 doors)	JB2-9037	\$193.14	\$209.51
	4/0	(4/0 doors)	JB2-9047	\$231.76	\$249.10
	6/0	(5/0 to 6/0 doors)	JB2-9067	\$231.76	\$251.03
8/0 Sets	3/0	(1/0 to 3/0 doors)	JB2-9038	\$193.14	\$211.44
	4/0	(4/0 doors)	JB2-9048	\$231.76	\$251.03
	6/0	(5/0 to 6/0 doors)	JB2-9068	\$231.76	\$252.96
<b>MAPLE SOLID -- Non-Standard Sized Jamb Sets</b> <b>&gt;&gt; For Prehung Doors Only &lt;&lt;</b>					
Door Size	Jamb Size		Prod. #	CALL BADGER'S MILLWORK OFFICE FOR PRICING	
1/0 to 3/0	2" to 4-1/2"		JB2-9815		
	4-5/8" to 6-1/2"		JB2-9816		
	5-1/2" to 7-1/2"		JB2-6030		
	6-5/8" to 7-1/4"		JB2-9818		
	7-5/16" to 9"		JB2-9819		
4/0	2" to 4-1/2"		JB2-9820		
	4-5/8" to 6-1/2"		JB2-9821		
	5-1/2" to 7-1/2"		JB2-6040		
	6-5/8" to 7-1/4"		JB2-9823		
	7-5/16" to 9"		JB2-9824		
5/0 to 6/0	2" to 4-1/2"		JB2-9825		
	4-5/8" to 6-1/2"		JB2-9826		
	5-1/2" to 7-1/2"		JB2-6060		
	6-5/8" to 7-1/4"		JB2-9828		
	7-5/16" to 9"		JB2-9829		

Quick Ship - Badger Three to Four Week Ship Program. Add One Week for Pre-finishing.

# INTERIOR JAMBS

See Our Wide Selection of Finish Options on Catalog Pages IM-U-2-3.

PINE VENEER					
Size			Prod. #	Raw	Prefinished
4-9/16" PINE VENEER					
Side	6/8		JB3-1003	\$10.48	\$17.23
6/8 Sets	3/0	(1/0 to 3/0 doors)	JB3-1030	\$26.20	\$42.58
	4/0	(4/0 doors)	JB3-1040	\$31.44	\$48.78
	6/0	(5/0 to 6/0 doors)	JB3-1060	\$31.44	\$50.71
4-13/16" PINE VENEER					
Side	6/8		JB3-3003	\$14.35	\$21.10
6/8 Sets	3/0	(1/0 to 3/0 doors)	JB3-3030	\$35.88	\$52.25
	4/0	(4/0 doors)	JB3-3040	\$43.05	\$60.39
	6/0	(5/0 to 6/0 doors)	JB3-3060	\$43.05	\$62.32
5-1/4" PINE VENEER					
Side	6/8		JB3-4003	\$17.92	\$24.67
6/8 Sets	3/0	(1/0 to 3/0 doors)	JB3-4030	\$44.80	\$61.18
	4/0	(4/0 doors)	JB3-4040	\$53.76	\$71.10
	6/0	(5/0 to 6/0 doors)	JB3-4060	\$53.76	\$73.03
6-9/16" PINE VENEER					
Side	6/8		JB3-5003	\$24.88	\$31.62
6/8 Sets	3/0	(1/0 to 3/0 doors)	JB3-5030	\$62.19	\$78.57
	4/0	(4/0 doors)	JB3-5040	\$74.63	\$91.97
	6/0	(5/0 to 6/0 doors)	JB3-5060	\$74.63	\$93.89
7-1/2" PINE VENEER EDGED - [Trimmable --- From 5-1/2" to 7-1/2"]					
Side	7/0		JB3-6004	*Quick Ship	
6/8 Sets	3/0	(1/0 to 3/0 doors)	JB3-6030	*Quick Ship	
	4/0	(4/0 doors)	JB3-6040	*Quick Ship	
	6/0	(5/0 to 6/0 doors)	JB3-6060	*Quick Ship	
7-1/2" PINE VENEER EDGED - [SPLIT --- From 7-1/2" to 9"]					
Side	7/0		JB3-6004	*Quick Ship	
6/8 Sets	3/0	(1/0 to 3/0 doors)	JB3-7030	*Quick Ship	
	4/0	(4/0 doors)	JB3-7040	*Quick Ship	
	6/0	(5/0 to 6/0 doors)	JB3-7060	*Quick Ship	
PINE VENEER -- Non-Standard Sized Jamb Sets >> For Prehung Doors Only <<					
Door Size	Jamb Size		Prod. #	CALL BADGER'S MILLWORK OFFICE FOR PRICING	
1/0 to 3/0	2" to 4-1/2"		JB3-9800		
	4-5/8" to 6-1/2"		JB3-9801		
	6-5/8" to 7"		JB3-9803		
	Over 7"		Call for Pricing		
4/0	2" to 4-1/2"		JB3-9805		
	4-5/8" to 6-1/2"		JB3-9806		
	6-5/8" to 7"		JB3-9808		
	Over 7"		Call for Pricing		
5/0 to 6/0	2" to 4-1/2"		JB3-9810		
	4-5/8" to 6-1/2"		JB3-9811		
	6-5/8" to 7"		JB3-9813		
	Over 7"		Call for Pricing		

\*Quick Ship - Badger Three to Four Week Ship Program. Add One Week for Pre-finishing.

# INTERIOR JAMBS

See Our Wide Selection of Finish Options on Catalog Pages IM-U-2-3.

PINE LUMBER CORE					
Size			Prod. #	Raw	Prefinished
4-9/16" PINE LUMBER CORE					
Side	6/8		JB3-1103	\$20.41	\$27.15
6/8 Sets	3/0	(1/0 to 3/0 doors)	JB3-1130	\$51.02	\$67.39
	4/0	(4/0 doors)	JB3-1140	\$61.22	\$78.56
	6/0	(5/0 to 6/0 doors)	JB3-1160	\$61.22	\$80.48
PINE SOLID					
Size		Prod. #		Raw	Prefinished
4-9/16" PINE SOLID					
Side	7/0	JB3-2004		\$14.47	\$21.21
Jamb Sets		6/8 Sets	7/0 Sets	Raw	Prefinished
3/0	(1/0 to 3/0 doors)	JB3-2030	JB3-2037	\$36.16	\$52.54
4/0	(4/0 doors)	JB3-2040	JB3-2047	\$43.40	\$60.74
6/0	(5/0 to 6/0 doors)	JB3-2060	JB3-2067	\$43.40	\$62.66
6-9/16" PINE SOLID					
Side	7/0	JB3-9004		\$30.82	\$37.56
Jamb Sets		6/8 Sets	7/0 Sets	Raw	Prefinished
3/0	(1/0 to 3/0 doors)	JB3-9030	JB3-9037	\$77.04	\$93.42
4/0	(4/0 doors)	JB3-9040	JB3-9047	\$92.45	\$109.79
6/0	(5/0 to 6/0 doors)	JB3-9060	JB3-9067	\$92.45	\$111.72
NON-STANDARD SIZED JAMB SETS - PINE SOLID					
>> For Prehung Doors Only <<					
Door Size	Jamb Size		Prod. #	Raw	Prefinished
1/0 to 3/0	2" to 4-1/2"		JB3-9815	CALL BADGER'S MILLWORK OFFICE FOR PRICING	
	4-5/8" to 6-1/2"		JB3-9816		
	6-5/8" to 7"		JB3-9818		
	Over 7"		QUOTE		
4/0	2" to 4-1/2"		JB3-9820		
	4-5/8" to 6-1/2"		JB3-9821		
	6-5/8" to 7"		JB3-9823		
	Over 7"		QUOTE		
5/0 to 6/0	2" to 4-1/2"		JB3-9825		
	4-5/8" to 6-1/2"		JB3-9826		
	6-5/8" to 7"		JB3-9828		
	Over 7"		QUOTE		

# INTERIOR JAMBS

See Our Wide Selection of Finish Options on Catalog Pages IM-U-2-3.

PRIMED PINE					
Size		Prod. #		Raw	Prefinished
4-9/16" PRIMED PINE					
Side	6/8	JB3-1403		\$9.38	\$16.13
	8/0	JB3-1407		\$12.15	\$19.86
Jamb Sets		6/8 Sets		Raw	Prefinished
3/0	(1/0 to 3/0 doors)	JB3-1430		\$23.45	\$39.83
4/0	(4/0 doors)	JB3-1440		\$28.15	\$45.49
6/0	(5/0 to 6/0 doors)	JB3-1460		\$28.15	\$47.41
Jamb Sets		7/0 Sets	8/0 Sets	Raw	Prefinished
3/0	(1/0 to 3/0 doors)	JB3-1437	JB3-1438	\$30.38	\$48.68
4/0	(4/0 doors)	JB3-1447	JB3-1448	\$36.46	\$55.72
6/0	(5/0 to 6/0 doors)	JB3-1467	JB3-1468	\$36.46	\$57.65
4-13/16" PRIMED PINE					
Side	6/8	JB3-3403		\$10.40	\$17.14
	8/0	JB3-3407		\$15.22	\$22.93
Jamb Sets		6/8 Sets		Raw	Prefinished
3/0	(1/0 to 3/0 doors)	JB3-3430		\$25.99	\$42.37
4/0	(4/0 doors)	JB3-3440		\$28.15	\$45.49
6/0	(5/0 to 6/0 doors)	JB3-3460		\$31.19	\$50.45
Jamb Sets		7/0 Sets	8/0 Sets	Raw	Prefinished
3/0	(1/0 to 3/0 doors)	JB3-3437	JB3-3438	\$38.06	\$56.36
4/0	(4/0 doors)	JB3-3447	JB3-3448	\$45.67	\$64.93
6/0	(5/0 to 6/0 doors)	JB3-3467	JB3-3468	\$45.67	\$66.86
5-1/4" PRIMED PINE			Prod. #	Raw	Prefinished
Side	6/8		JB3-4403	\$14.27	\$21.01
6/8 Sets	3/0	(1/0 to 3/0 doors)	JB3-4430	\$35.66	\$53.00
	4/0	(4/0 doors)	JB3-4440	\$42.80	\$60.14
	6/0	(5/0 to 6/0 doors)	JB3-4460	\$42.80	\$62.06
6-9/16" PRIMED PINE					
Side	6/8		JB3-5403	\$15.18	\$21.93
6/8 Sets	3/0	(1/0 to 3/0 doors)	JB3-5430	\$37.95	\$54.33
	4/0	(4/0 doors)	JB3-5440	\$45.54	\$62.88
	6/0	(5/0 to 6/0 doors)	JB3-5460	\$45.54	\$64.81

\*Quick Ship - Badger Three to Four Week Ship Program. Add One Week for Pre-finishing.

# INTERIOR JAMBS

See Our Wide Selection of Finish Options on Catalog Pages IM-U-2-3.

KNOTTY PINE SOLID					
Size		Prod. #		Raw	Prefinished
4-9/16" KNOTTY PINE SOLID					
Side	7/0	JB31-1004		\$32.54	\$39.29
Jamb Sets		6/8 Sets	7/0 Sets	Raw	Prefinished
3/0	(1/0 to 3/0 doors)	JB31-1030	JB31-1037	\$81.36	\$97.74
4/0	(4/0 doors)	JB31-1040	JB31-1047	\$97.63	\$114.97
6/0	(5/0 to 6/0 doors)	JB31-1060	JB31-1067	\$97.63	\$116.90
6-9/16" KNOTTY PINE SOLID					
Side	7/0	JB31-5004		*Quick Ship	
Jamb Sets		6/8 Sets	7/0 Sets	Raw	Prefinished
3/0	(1/0 to 3/0 doors)	JB31-5030	JB31-5037	*Quick Ship	
4/0	(4/0 doors)	JB31-5040	JB31-5047	*Quick Ship	
6/0	(5/0 to 6/0 doors)	JB31-5060	JB31-5067	*Quick Ship	
KNOTTY PINE SOLID -- Non-Standard Sized Jamb Sets					
>> For Prehung Doors Only <<					
Door Size	Jamb Size		Prod. #	Raw	Prefinished
1/0 to 3/0	2" to 4-1/2"		JB31-9800	CALL BADGER'S MILLWORK OFFICE FOR PRICING	
	4-5/8" to 6-1/2"		JB31-9801		
	6-5/8" to 7"		JB31-9803		
	Over 7"		Call for Pricing		
4/0	2" to 4-1/2"		JB31-9805		
	4-5/8" to 6-1/2"		JB31-9806		
	6-5/8" to 7"		JB31-9808		
	Over 7"		Call for Pricing		
5/0 to 6/0	2" to 4-1/2"		JB31-9810		
	4-5/8" to 6-1/2"		JB31-9811		
	6-5/8" to 7"		JB3-9813		
	Over 7"		Call for Pricing		

Quick Ship - Badger Three to Four Week Ship Program. Add One Week for Pre-finishing.

# INTERIOR JAMBS

See Our Wide Selection of Finish Options on Catalog Pages IM-U-2-3.

POPLAR VENEER					
Size			Prod. #	Raw	Prefinished
4-9/16" POPLAR VENEER					
Side	6/8		JB7-1203	\$9.32	\$16.07
6/8 Sets	3/0	(1/0 to 3/0 doors)	JB7-1230	\$23.31	\$39.69
	4/0	(4/0 doors)	JB7-1240	\$27.97	\$45.31
	6/0	(5/0 to 6/0 doors)	JB7-1260	\$27.97	\$47.24
4-13/16" POPLAR VENEER					
Side	6/8		JB7-3203	\$14.35	\$21.10
6/8 Sets	3/0	(1/0 to 3/0 doors)	JB7-3230	\$35.88	\$52.25
	4/0	(4/0 doors)	JB7-3240	\$43.05	\$60.39
	6/0	(5/0 to 6/0 doors)	JB7-3260	\$43.05	\$62.32
6-9/16" POPLAR VENEER					
Side	6/8		JB7-5003	\$16.36	\$23.11
6/8 Sets	3/0	(1/0 to 3/0 doors)	JB7-5030	\$40.91	\$57.29
	4/0	(4/0 doors)	JB7-5040	\$49.09	\$66.43
	6/0	(5/0 to 6/0 doors)	JB7-5060	\$49.09	\$68.36
POPLAR LUMBER CORE					
Size			Prod. #	Raw	Prefinished
4-9/16" POPLAR LUMBER CORE					
Side	6/8		JB7-1103	\$21.43	\$28.18
6/8 Sets	3/0	(1/0 to 3/0 doors)	JB7-1130	\$53.59	\$69.96
	4/0	(4/0 doors)	JB7-1140	\$64.30	\$81.64
	6/0	(5/0 to 6/0 doors)	JB7-1160	\$64.30	\$83.57
Non-Std Sized Primed Poplar & Poplar Veneer Wrapped Jambs: Call Badger Office for Pricing					
POPLAR SOLID					
Size		Prod. #		Raw	Prefinished
4-9/16" POPLAR SOLID					
Side	7/0	JB7-2404		\$34.09	\$40.83
	8/0	JB7-2407		\$40.87	\$48.58
Jamb Sets		6/8 Sets	7/0 Sets	Raw	Prefinished
3/0	(1/0 to 3/0 doors)	JB7-2430	JB7-2437	\$85.22	\$101.59
4/0	(4/0 doors)	JB7-2440	JB7-2447	\$102.26	\$119.60
6/0	(5/0 to 6/0 doors)	JB7-2460	JB7-2467	\$102.26	\$121.53
Jamb Sets		8/0 Sets		Raw	Prefinished
3/0	(1/0 to 3/0 doors)	JB7-2438		\$102.17	\$120.48
4/0	(4/0 doors)	JB7-2448		\$122.61	\$141.87
6/0	(5/0 to 6/0 doors)	JB7-2468		\$122.61	\$143.80
6-9/16" POPLAR SOLID					
Side	8/0	JB7-9006		\$57.16	\$64.87
Jamb Sets		6/8 Sets	7/0 Sets	Raw	Prefinished
3/0	(1/0 to 3/0 doors)	JB7-9030	JB7-9037	\$142.91	\$159.28
4/0	(4/0 doors)	JB7-9040	JB7-9047	\$171.49	\$188.83
6/0	(5/0 to 6/0 doors)	JB7-9060	JB7-9067	\$171.49	\$190.76
Jamb Sets		8/0 Sets		Raw	Prefinished
3/0	(1/0 to 3/0 doors)	JB7-9038		\$142.91	\$161.21
4/0	(4/0 doors)	JB7-9048		\$171.49	\$190.76
6/0	(5/0 to 6/0 doors)	JB7-9068		\$171.49	\$192.68
Non-Std Sized Primed Poplar & Poplar Veneer Wrapped Jambs: Call Badger Office for Pricing					

\*Quick Ship - Badger Three to Four Week Ship Program. Add One Week for Pre-finishing.

# INTERIOR JAMBS

See Our Wide Selection of Finish Options on Catalog Pages IM-U-2-3.

PRIMED POPLAR					
Size			Prod. #	Raw	Prefinished
<b>4-9/16" POPLAR PRIMED</b>					
<b>Side</b>	6/8		JB7-1403	\$17.15	\$23.90
	7/0		JB7-1404	\$18.02	\$24.77
	8/0		JB7-1407	\$33.13	\$40.84
	16/0		JB7-1406	\$54.86	\$70.29
<b>6/8 Sets</b>	3/0	(1/0 to 3/0 doors)	JB7-1430	\$42.88	\$59.25
	4/0	(4/0 doors)	JB7-1440	\$51.45	\$68.79
	6/0	(5/0 to 6/0 doors)	JB7-1460	\$51.45	\$70.72
<b>7/0 Sets</b>	3/0	(1/0 to 3/0 doors)	JB7-1437	\$45.05	\$61.43
	4/0	(4/0 doors)	JB7-1447	\$54.06	\$71.40
	6/0	(5/0 to 6/0 doors)	JB7-1467	\$54.06	\$73.33
<b>8/0 Sets</b>	3/0	(1/0 to 3/0 doors)	JB7-1438	\$82.82	\$101.13
	4/0	(4/0 doors)	JB7-1448	\$99.39	\$118.66
	6/0	(5/0 to 6/0 doors)	JB7-1468	\$99.39	\$120.58
<b>4-11/16" POPLAR PRIMED</b>					
<b>Side</b>	6/8		JB7-1803	\$19.66	\$26.41
<b>6/8 Sets</b>	3/0	(1/0 to 3/0 doors)	JB7-1830	\$49.16	\$65.54
	4/0	(4/0 doors)	JB7-1840	\$58.99	\$76.33
	6/0	(5/0 to 6/0 doors)	JB7-1860	\$58.99	\$78.26
<b>6-9/16" POPLAR PRIMED</b>					
<b>Side</b>	6/8		JB7-1703	\$35.11	\$41.86
<b>6/8 Sets</b>	3/0	(1/0 to 3/0 doors)	JB7-1730	\$87.79	\$104.16
	4/0	(4/0 doors)	JB7-1740	\$105.34	\$122.68
	6/0	(5/0 to 6/0 doors)	JB7-1760	\$105.34	\$124.61
<b>Non-Std Sized Primed Poplar &amp; Poplar Veneer Wrapped Jambs: Call Badger Office for Pricing</b>					

# INTERIOR JAMBS

See Our Wide Selection of Finish Options on Catalog Pages IM-U-2-3.

CHERRY VENEER					
Size			Prod. #	Raw	Prefinished
<b>4-9/16" CHERRY VENEER LUMBER CORE</b>					
<b>Side</b>	6/8		JB5-1103	\$27.77	\$34.52
<b>6/8 Sets</b>	3/0	(1/0 to 3/0 doors)	JB5-1130	\$69.44	\$85.81
	4/0	(4/0 doors)	JB5-1140	\$83.32	\$100.66
	6/0	(5/0 to 6/0 doors)	JB5-1160	\$83.32	\$102.59
<i>Non-Standard Sized Cherry Jamb Sets: Call Badger Millwork Office for Pricing</i>					



# INTERIOR JAMBS

See Our Wide Selection of Finish Options on Catalog Pages IM-U-2-3.

ALDER VENEER					
Size		Prod. #		Raw	Prefinished
4-9/16" ALDER VENEER					
Side	7/0		JB15-1004	\$19.55	\$26.30
Jamb Sets		6/8 Sets	7/0 Sets	Raw	Prefinished
3/0	(1/0 to 3/0 doors)	JB15-1030	JB15-1037	\$48.87	\$65.25
4/0	(4/0 doors)	JB15-1040	JB15-1047	\$58.65	\$75.99
6/0	(5/0 to 6/0 doors)	JB15-1060	JB15-1067	\$58.65	\$77.91
6-9/16" ALDER VENEER					
Side	7/0		JB15-5004	\$28.62	\$35.36
Jamb Sets		6/8 Sets	7/0 Sets	Raw	Prefinished
3/0	(1/0 to 3/0 doors)	JB15-5030	JB15-5037	\$71.54	\$87.92
4/0	(4/0 doors)	JB15-5040	JB15-5047	\$85.85	\$103.19
6/0	(5/0 to 6/0 doors)	JB15-5060	JB15-5067	\$85.85	\$105.12
KNOTTY ALDER SOLID					
Size		Prod. #		Raw	Prefinished
4-9/16" KNOTTY ALDER SOLID					
Side	7/0	JB15-2003		\$39.11	\$45.86
	8/0	JB15-2004		\$44.08	\$51.79
Jamb Sets		6/8 Sets	7/0 Sets	Raw	Prefinished
3/0	(1/0 to 3/0 doors)	JB15-2030	JB15-2037	\$97.78	\$114.16
4/0	(4/0 doors)	JB15-2040	JB15-2047	\$117.34	\$134.68
6/0	(5/0 to 6/0 doors)	JB15-2060	JB15-2067	\$117.34	\$136.61
Jamb Sets		8/0 Sets		Raw	Prefinished
3/0	(1/0 to 3/0 doors)	JB15-2038		\$110.21	\$128.51
4/0	(4/0 doors)	JB15-2048		\$132.25	\$151.51
6/0	(5/0 to 6/0 doors)	JB15-2068		\$132.25	\$153.44
6-9/16" KNOTTY ALDER SOLID					
Side	7/0	JB15-9003		\$58.92	\$65.67
Jamb Sets		6/8 Sets		Raw	Prefinished
3/0	(1/0 to 3/0 doors)	JB15-9030		\$147.30	\$163.67
4/0	(4/0 doors)	JB15-9040		\$176.76	\$194.10
6/0	(5/0 to 6/0 doors)	JB15-9060		\$176.76	\$196.02

# INTERIOR JAMBS

See Our Wide Selection of Finish Options on Catalog Pages IM-U-2-3.

HICKORY VENEER						
Size		Prod. #		Raw	Prefinished	
4-9/16" HICKORY VENEER						
Side	6/8		JB10-1003	\$12.47	\$19.21	
6/8 Sets	3/0	(1/0 to 3/0 doors)	JB10-1030	\$31.17	\$47.54	
	4/0	(4/0 doors)	JB10-1040	\$37.40	\$54.74	
	6/0	(5/0 to 6/0 doors)	JB10-1060	\$37.40	\$56.67	
HICKORY SOLID						
Size		Prod. #		Raw	Prefinished	
4-9/16" HICKORY SOLID						
Side	7/0		JB10-2004	\$40.08	\$46.83	
Jamb Sets		6/8 Sets	7/0 Sets	Raw	Prefinished	
3/0	(1/0 to 3/0 doors)		JB10-2030	JB10-2037	\$100.21	\$116.59
4/0	(4/0 doors)		JB10-2040	JB10-2047	\$120.25	\$137.59
6/0	(5/0 to 6/0 doors)		JB10-2060	JB10-2067	\$120.25	\$139.52
6-9/16" HICKORY SOLID						
Side	7/0		JB10-9004	\$55.36	\$62.11	
Jamb Sets		6/8 Sets	7/0 Sets	Raw	Prefinished	
3/0	(1/0 to 3/0 doors)		JB10-9030	JB10-9037	\$138.41	\$155.75
4/0	(4/0 doors)		JB10-9040	JB10-9047	\$166.09	\$183.43
6/0	(5/0 to 6/0 doors)		JB10-9060	JB10-9067	\$166.09	\$185.36
BIRCH VENEER						
Size		Prod. #		Raw	Prefinished	
4-9/16" BIRCH VENEER						
Side	6/8		JB4-1003	\$9.07	\$15.82	
6/8 Sets	3/0	(1/0 to 3/0 doors)	JB4-1030	\$22.67	\$39.05	
	4/0	(4/0 doors)	JB4-1040	\$27.20	\$44.54	
	6/0	(5/0 to 6/0 doors)	JB4-1060	\$27.20	\$46.47	

\*Quick Ship - Badger Three to Four Week Ship Program. Add One Week for Pre-finishing.

# INTERIOR JAMBS

See Our Wide Selection of Finish Options on Catalog Pages IM-U-2-3.


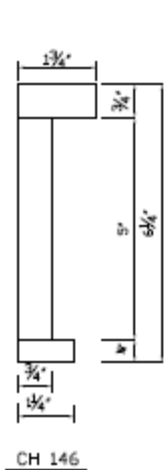
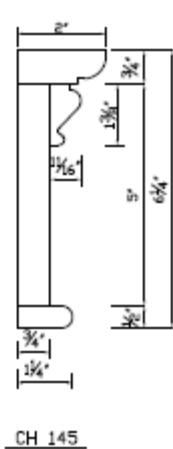
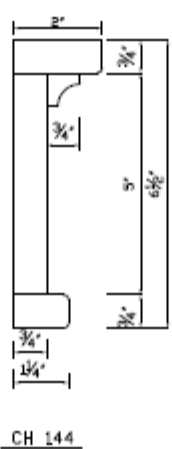
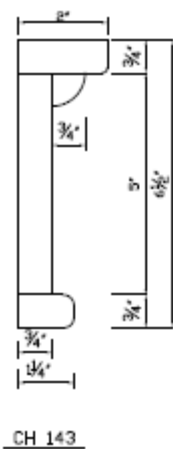
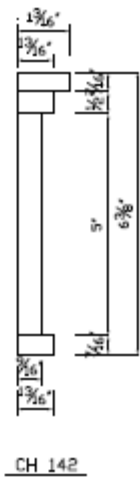

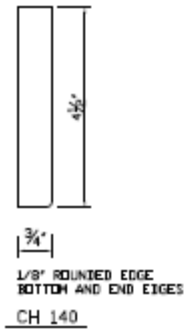
LAUAN VENEER					
Size			Prod. #	Raw	Prefinished
4-9/16" LAUAN VENEER					
Side	6/8		JB6-1003	\$10.22	\$16.97
6/8 Sets	3/0	(1/0 to 3/0 doors)	JB6-1030	\$25.56	\$41.94
	4/0	(4/0 doors)	JB6-1040	\$30.67	\$48.01
	6/0	(5/0 to 6/0 doors)	JB6-1060	\$30.67	\$49.94
LAUAN VENEER -- Non-Standard Size Jamb Sets >> For Prehung Doors Only <<					
Door Size	Jamb Size		Prod. #	Raw	Prefinished
1/0 to 3/0	2" to 4-1/2"		JB6-9800	CALL BADGER'S MILLWORK OFFICE FOR PRICING	
	4-5/8" to 6-1/2"		JB6-9801		
	6-5/8" to 7"		JB6-9803		
	Over 7"		Call for Pricing		
4/0	2" to 4-1/2"		JB6-9805		
	4-5/8" to 6-1/2"		JB6-9806		
	6-5/8" to 7"		JB6-9808		
	Over 7"		Call for Pricing		
5/0 to 6/0	2" to 4-1/2"		JB6-9810		
	4-5/8" to 6-1/2"		JB6-9811		
	6-5/8" to 7"		JB6-9813		
	Over 7"		Call for Pricing		
CHESAPEAKE OAK					
FINISH OPTIONS: Factory Embossed Finished					
Size		Prod. #		Factory Finish	
4-9/16" CHESAPEAKE OAK VENEER					
Side	6/8		JB83-1003	\$14.41	
6/8 Sets	3/0	(1/0 to 3/0 doors)	JB83-1030	\$36.02	
	4/0	(4/0 doors)	JB83-1040	\$43.23	
	6/0	(5/0 to 6/0 doors)	JB83-1060	\$43.23	
4-13/16" CHESAPEAKE OAK VENEER					
Side	6/8		JB83-3003	\$17.11	
6/8 Sets	3/0	(1/0 to 3/0 doors)	JB83-3030	\$42.77	
	4/0	(4/0 doors)	JB83-3040	\$51.32	
	6/0	(5/0 to 6/0 doors)	JB83-3060	\$51.32	

# INTERIOR MOULDINGS

<b>Molding by Species</b>	<b>Page</b>
<b>Crossheads / Toppers</b>	
Line Drawings	IM-P-2-3
Maple	IM-P-4
Oak	IM-P-4
Poplar	IM-P-4
<b>Moldings</b>	
Oak	IM-P-5-13
Maple, Hard	IM-P-13-18
Maple, Soft	IM-P-19
Birch, White	IM-P-19
Pine	IM-P-20-23
Primed Pine	IM-P-24
Knotty Pine	IM-P-25
Knotty Alder	IM-P-26-27
Poplar	IM-P-28-30
Primed Poplar	IM-P-31-32
Hickory	IM-P-33-34
Cherry	IM-P-35
Lauan	IM-P-36
MDF Primed	IM-P-37
Chesapeake Oak	IM-P-38

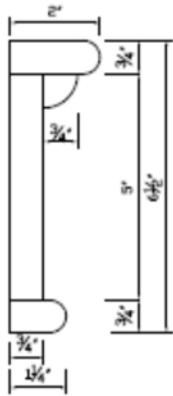
**Prices and specifications are subject to change without notice.**

CROSSHEADS/TOPPERS



Crosshead Production Time:	Raw: One Week.
	Prefinished: Standard 12 Days.


CROSSHEADS/TOPPERS



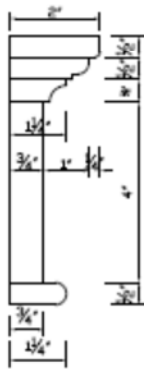
CH 149



1/8" ROUNDED EDGE  
BOTTOM AND END EDGES  
CH 150



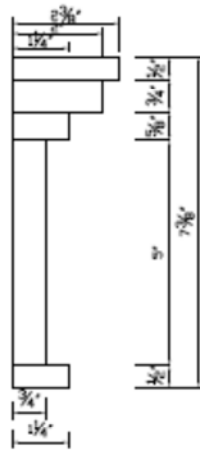
CH 151



CH 153 ARCHED  
W/ 1-1/2" RISE AT CENTER  
CH 152



CH 154

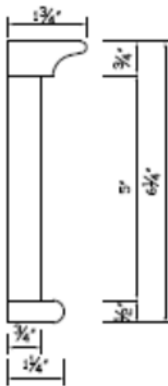


CH 155

1/8" RADIUS ON EDGES  
AND ON ENDS



CH 158



CH 160

Crosshead Production Time:	Raw: One Week.
	Prefinished: Standard 12 Days.







## CROSSHEADS/TOPPERS

SPECIES	STYLE	0" - 32"		33" - 48"		49" - 72"		73" - 96"		97" - 132"	
		RAW	PREF	RAW	PREF	RAW	PREF	RAW	PREF	RAW	PREF
POPLAR	CH140	\$61.30	\$79.28	\$66.70	\$93.66	\$77.51	\$117.95	\$88.32	\$142.26	\$104.54	\$178.70
	CH141	\$81.40	\$99.37	\$100.47	\$127.43	\$127.53	\$167.98	\$147.50	\$201.43	\$158.09	\$232.25
	CH142	\$97.40	\$115.38	\$120.89	\$147.86	\$154.10	\$194.54	\$178.64	\$232.58	\$191.64	\$265.79
	CH143	\$84.95	\$102.93	\$105.06	\$132.02	\$133.43	\$173.87	\$154.44	\$208.37	\$165.53	\$239.69
	CH144	\$84.95	\$102.93	\$105.06	\$132.02	\$133.43	\$173.87	\$154.44	\$208.37	\$165.53	\$239.69
	CH145	\$91.02	\$109.00	\$112.74	\$139.70	\$143.50	\$183.94	\$166.23	\$220.17	\$178.27	\$252.43
	CH146	\$81.40	\$99.37	\$100.47	\$127.43	\$127.53	\$167.98	\$147.50	\$201.43	\$158.09	\$232.25
	CH147	\$97.40	\$115.38	\$120.89	\$147.86	\$154.10	\$194.54	\$178.64	\$232.58	\$191.64	\$265.79
	CH148	\$88.59	\$106.57	\$109.97	\$136.93	\$140.16	\$180.60	\$162.48	\$216.41	\$174.30	\$248.46
	CH149	\$84.98	\$102.96	\$105.12	\$132.08	\$133.52	\$173.96	\$154.52	\$208.46	\$165.63	\$239.79
	CH150	\$97.45	\$115.43	\$120.98	\$147.94	\$154.20	\$194.64	\$178.74	\$232.68	\$191.71	\$265.87
	CH151	\$81.40	\$99.37	\$100.47	\$127.43	\$127.53	\$167.98	\$147.50	\$201.43	\$158.09	\$232.25
	CH152	\$91.08	\$109.06	\$112.78	\$139.74	\$143.57	\$184.01	\$166.35	\$220.28	\$178.37	\$252.53
	CH153	\$113.83	\$131.80	\$141.00	\$167.96	\$179.49	\$219.93	\$207.92	\$261.85	\$222.95	\$297.11
	CH154	\$84.98	\$102.96	\$105.12	\$132.08	\$133.52	\$173.96	\$154.52	\$208.46	\$165.63	\$239.79
	CH155	\$91.08	\$109.06	\$112.78	\$139.74	\$143.57	\$184.01	\$166.35	\$220.28	\$178.37	\$252.53
	CH158	\$88.59	\$106.57	\$109.97	\$136.93	\$140.16	\$180.60	\$162.48	\$216.41	\$174.30	\$248.46
	CH160	\$84.98	\$102.96	\$105.12	\$132.08	\$133.52	\$173.96	\$154.52	\$208.46	\$165.63	\$239.79
MAPLE	CH140	\$70.61	\$88.59	\$79.83	\$106.79	\$98.26	\$138.70	\$116.71	\$170.65	\$144.34	\$218.50
	CH141	\$97.08	\$115.05	\$120.59	\$147.56	\$153.87	\$194.31	\$178.47	\$232.41	\$191.47	\$265.62
	CH142	\$112.33	\$130.31	\$140.03	\$166.99	\$179.14	\$219.58	\$208.07	\$262.01	\$223.42	\$297.58
	CH143	\$107.06	\$125.04	\$133.28	\$160.24	\$170.39	\$210.83	\$197.84	\$251.77	\$212.39	\$286.54
	CH144	\$107.06	\$125.04	\$133.28	\$160.24	\$170.39	\$210.83	\$197.84	\$251.77	\$212.39	\$286.54
	CH145	\$120.02	\$138.00	\$149.81	\$176.77	\$191.92	\$232.36	\$223.08	\$277.02	\$239.59	\$313.75
	CH146	\$97.08	\$115.05	\$120.59	\$147.56	\$153.87	\$194.31	\$178.47	\$232.41	\$191.47	\$265.62
	CH147	\$112.33	\$130.31	\$140.03	\$166.99	\$179.14	\$219.58	\$208.07	\$262.01	\$223.42	\$297.58
	CH148	\$87.41	\$105.39	\$109.68	\$136.65	\$139.94	\$180.38	\$162.34	\$216.27	\$174.14	\$248.30
	CH149	\$107.10	\$125.08	\$133.35	\$160.31	\$170.47	\$210.92	\$197.94	\$251.87	\$212.49	\$286.64
	CH150	\$97.13	\$115.11	\$120.67	\$147.63	\$153.95	\$194.39	\$178.56	\$232.49	\$191.57	\$265.72
	CH151	\$97.08	\$115.05	\$120.59	\$147.56	\$153.87	\$194.31	\$178.47	\$232.41	\$191.47	\$265.62
	CH152	\$120.07	\$138.04	\$149.88	\$176.84	\$192.04	\$232.48	\$223.20	\$277.13	\$239.70	\$313.86
	CH153	\$150.11	\$168.09	\$166.70	\$193.67	\$213.10	\$253.54	\$247.42	\$301.35	\$265.62	\$339.78
	CH154	\$107.10	\$125.08	\$133.35	\$160.31	\$170.47	\$210.92	\$197.94	\$251.87	\$212.49	\$286.64
	CH155	\$120.07	\$138.04	\$149.88	\$176.84	\$192.04	\$232.48	\$223.20	\$277.13	\$239.70	\$313.86
	CH158	\$87.41	\$105.39	\$109.68	\$136.65	\$139.94	\$180.38	\$162.34	\$216.27	\$174.14	\$248.30
	CH160	\$107.10	\$125.08	\$133.35	\$160.31	\$170.47	\$210.92	\$197.94	\$251.87	\$212.49	\$286.64
OAK	CH140	\$67.14	\$85.12	\$75.18	\$102.14	\$91.31	\$131.75	\$107.46	\$161.39	\$131.59	\$205.75
	CH141	\$88.84	\$106.81	\$110.13	\$137.09	\$140.19	\$180.63	\$162.44	\$216.37	\$174.22	\$248.37
	CH142	\$104.10	\$122.08	\$129.53	\$156.49	\$165.51	\$205.95	\$192.11	\$246.04	\$206.17	\$280.33
	CH143	\$94.53	\$112.51	\$117.42	\$144.39	\$149.73	\$190.17	\$173.62	\$227.55	\$186.25	\$260.41
	CH144	\$95.09	\$113.07	\$118.07	\$145.03	\$150.61	\$191.05	\$174.64	\$228.58	\$187.33	\$261.48
	CH145	\$97.85	\$115.83	\$121.59	\$148.55	\$155.18	\$195.62	\$179.99	\$233.92	\$193.17	\$267.32
	CH146	\$88.84	\$106.81	\$110.13	\$137.09	\$140.19	\$180.63	\$162.44	\$216.37	\$174.22	\$248.37
	CH147	\$104.10	\$122.08	\$129.53	\$156.49	\$165.51	\$205.95	\$192.11	\$246.04	\$206.17	\$280.33
	CH148	\$95.15	\$113.13	\$118.14	\$145.10	\$150.67	\$191.11	\$174.73	\$228.67	\$187.43	\$261.58
	CH149	\$80.82	\$98.80	\$100.17	\$127.13	\$127.49	\$167.93	\$147.76	\$201.69	\$158.48	\$232.64
	CH150	\$88.88	\$106.86	\$110.17	\$137.13	\$140.24	\$180.68	\$162.53	\$216.47	\$174.30	\$248.46
	CH151	\$88.84	\$106.81	\$110.13	\$137.09	\$140.19	\$180.63	\$162.44	\$216.37	\$174.22	\$248.37
	CH152	\$97.89	\$115.87	\$121.64	\$148.60	\$155.27	\$195.71	\$180.10	\$234.03	\$193.27	\$267.42
	CH153	\$122.37	\$140.34	\$152.07	\$179.03	\$194.08	\$234.52	\$225.11	\$279.05	\$241.57	\$315.73
	CH154	\$95.15	\$113.13	\$118.14	\$145.10	\$150.67	\$191.11	\$174.73	\$228.67	\$187.43	\$261.58
	CH155	\$97.89	\$115.87	\$121.64	\$148.60	\$155.27	\$195.71	\$180.10	\$234.03	\$193.27	\$267.42
	CH158	\$95.15	\$113.13	\$118.14	\$145.10	\$150.67	\$191.11	\$174.73	\$228.67	\$187.43	\$261.58
	CH160	\$94.59	\$112.57	\$117.48	\$144.44	\$149.81	\$190.25	\$173.70	\$227.64	\$186.35	\$260.51

Crosshead Production Time:	Raw: One Week.
	Prefinished: Standard 12 Days.

# OAK MOULDINGS

See Our Wide Selection of Finish Options on Catalog Pages IM-U-2-3.

Profile	Size	UOM	Prod.#	Pricing Per UOM	
				Raw	Prefinished
Random length orders may receive and be billed for up to 10% overage. Specified lengths will be billed a 30% upcharge. 7' and 7'6" Lengths may be sent with up to a 10% head material unless otherwise specified.					
	COLONIAL CASING (F111/ MC-2)				
	9/16 x 2-1/4 x R/L	LF	IM1-236	*Quick Ship	
	9/16 x 2-1/4 x 7'	Each	IM1-237	*Quick Ship	
	Door Casing Sets				
	1/0 to 3/0 Drs - 1 Side	Set	IM1-235S1	*Quick Ship	
	4/0 to 6/0 Drs - 1 Side	Set	IM1-235D1	*Quick Ship	
	STD. ROUND COLONIAL CASING (F115/ MC-13)				
	1/2 x 2-1/4 x R/L	LF	IM1-211	\$1.26	\$1.80
	1/2 x 2-1/4 x 7'	Each	IM1-212	\$10.04	\$13.87
	Door Casing Sets				
	1/0 to 3/0 Drs - 1 Side	Set	IM1-210S1	\$25.09	\$34.64
	4/0 to 6/0 Drs - 1 Side	Set	IM1-210D1	\$30.12	\$41.58
	STD. SQUARE COLONIAL CASING (F118/ MC-2A)				
	1/2 x 2-1/4 x R/L	LF	IM1-201	\$1.26	\$1.80
	1/2 x 2-1/4 x 7'	Each	IM1-202	\$10.04	\$13.87
	Door Casing Sets				
	1/0 to 3/0 Drs - 1 Side	Set	IM1-200S1	\$25.09	\$34.64
	4/0 to 6/0 Drs - 1 Side	Set	IM1-200D1	\$30.12	\$41.58
	COLONIAL CASING (F131/ MC-47)				
	11/16 x 3-1/4 x R/L	LF	IM1-321	\$3.69	\$4.23
	11/16 x 3-1/4 x 7'6"	Each	IM1-322	\$35.55	\$39.64
	Door Casing Sets				
	1/0 to 3/0 Drs - 1 Side	Set	IM1-320S1	\$88.88	\$98.43
	4/0 to 6/0 Drs - 1 Side	Set	IM1-320D1	\$106.64	\$118.11
	COLONIAL CASING (F132/ MC-39)				
	11/16 x 3-1/4 x R/L	LF	IM1-221	*Quick Ship	
	11/16 x 3-1/4 x 7'6"	Each	IM1-222	*Quick Ship	
	Door Casing Sets				
	1/0 to 3/0 Drs - 1 Side	Set	IM1-220S1	*Quick Ship	
	4/0 to 6/0 Drs - 1 Side	Set	IM1-220D1	*Quick Ship	
	COLONIAL CASING (F134/ MC-40)				
	9/16 x 3-1/4 x R/L	LF	IM1-324	\$2.75	\$3.30
	9/16 x 3-1/4 x 7'6"	Each	IM1-325	\$24.08	\$28.17
	Door Casing Sets				
	1/0 to 3/0 Drs - 1 Side	Set	IM1-323S1	\$60.19	\$69.74
	4/0 to 6/0 Drs - 1 Side	Set	IM1-323D1	\$72.23	\$83.70

\*Quick Ship - Badger Three to Four Week Ship Program. Add One Week for Pre-finishing.



# OAK MOULDINGS










See Our Wide Selection of Finish Options on Catalog Pages IM-U-2-3.

Profile	Size	UOM	Prod.#	Pricing Per UOM	
				Raw	Prefinished
Random length orders may receive and be billed for up to 10% overage. Specified lengths will be billed a 30% upcharge.					
	SOLID COLONIAL CASING (MC-723)				
	5/8 x 2-3/4 x R/L *	LF	IM1-335	\$2.42	\$2.97
	5/8 x 2-3/4 x 7'6"	Each	IM1-336	\$18.72	\$22.55
	Door Casing Sets				
	1/0 to 3/0 Drs - 1 Side	Set	IM1-334S1	\$46.80	\$56.35
	4/0 to 6/0 Drs - 1 Side	Set	IM1-334D1	\$56.15	\$67.62
	RANCH CASING (F100/ MC-6)				
	9/16 x 2-1/4 x R/L	LF	IM1-112	*Quick Ship	
	9/16 x 2-1/4 x 7'	Each	IM1-113	*Quick Ship	
	Door Casing Sets				
	1/0 to 3/0 Drs - 1 Side	Set	IM1-111S1	*Quick Ship	
	4/0 to 6/0 Drs - 1 Side	Set	IM1-111D1	*Quick Ship	
	RANCH CASING (F113/ MC-8)				
	1/2 x 2-1/4 x R/L	LF	IM1-101	\$1.26	\$1.80
	1/2 x 2-1/4 x 7'	Each	IM1-102	\$10.04	\$13.87
	Door Casing Sets				
	1/0 to 3/0 Drs - 1 Side	Set	IM1-100S1	\$25.09	\$34.64
	4/0 to 6/0 Drs - 1 Side	Set	IM1-100D1	\$30.12	\$41.58
	FLAT CASING (F157/ MC-5)				
	9/16 x 2-1/4 x R/L	LF	IM1-351	\$2.85	\$3.38
	9/16 x 2-1/4 x 7'	Each	IM1-352	\$21.34	\$25.16
	Door Casing Sets				
	1/0 to 3/0 Drs - 1 Side	Set	IM1-350S1	\$53.35	\$62.90
	4/0 to 6/0 Drs - 1 Side	Set	IM1-350D1	\$64.02	\$75.48
	FLAT CASING (F1544/ MC-34C)				
	1/2 x 3-1/4 x R/L	LF	IM1-362	\$4.00	\$4.54
	1/2 x 3-1/4 x 7'6"	Each	IM1-363	\$35.10	\$39.20
	FLUTED CASING (F160/ MRC-100)				
	11/16 x 3-1/4 x R/L	LF	IM1-311	*Quick Ship	
	11/16 x 3-1/4 x 7'6"	Each	IM1-312	*Quick Ship	
	FLUTED CASING (F174)				
	9/16 x 2-3/8 x R/L	LF	IM1-303	*Quick Ship	
	9/16 x 2-3/8 x 7'	Each	IM1-304	*Quick Ship	
	ADD FOR MITRED CASING SETS				
	Mitred & Bundled:		IDLCS001	\$4.43	Per Side
	Mitred & Assembled:		IDLCS002	\$7.96	Per Side
	Mitred & Applied:		IDLCS003	\$11.01	Per Side

\*Quick Ship - Badger Three to Four Week Ship Program. Add One Week for Pre-finishing.

# OAK MOULDINGS



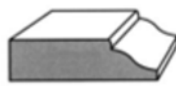

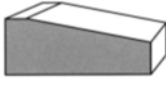


See Our Wide Selection of Finish Options on Catalog Pages IM-U-2-3.

Profile	Size	UOM	Prod.#	Pricing Per UOM	
				Raw	Prefinished
Random length orders may receive and be billed for up to 10% overage. Specified lengths will be billed a 30% upcharge. 7' and 7'6" Lengths may be sent with up to a 10% head material unless otherwise specified.					
	RANCH BASE				
	(F205/ MB-2) 3/8 x 2-5/8 x R/L	LF	IM1-118	*Quick Ship	
	(F206/ MB-3) 3/8 x 2-3/4 x R/L	LF	IM1-104	\$1.51	\$2.08
	(F208/ MB-5) 3/8 x 3-1/4 x R/L	LF	IM1-117	\$2.04	\$2.61
	COLONIAL BASE				
	(F218/ MB-2C) 3/8 x 2-5/8 x R/L	LF	IM1-232	*Quick Ship	
	(F219/ MB-3C) 3/8 x 2-3/4 x R/L	LF	IM1-204	\$1.51	\$2.08
	(F216/ MB-4C) 3/8 x 3 x R/L	LF	IM1-234	*Quick Ship	
	(F217/ MB-5C) 3/8 x 3-1/4 x R/L	LF	IM1-233	\$1.94	\$2.51
	COLONIAL BASE (F225/ MB-50)				
	7/16 x 4-1/4 x R/L	LF	IM1-219	\$3.72	\$4.30
	COLONIAL BASE (F2046/ MB-42)				
	1/2 x 4-1/4 x R/L	LF	IM1-239	\$4.73	\$5.30
	COLONIAL BASE (F2800) Solid Oak				
	9/16 x 5-1/4 x R/L	LF	IM1-241	\$5.78	\$6.35
 	FLAT BASE				
	(F238/ MB-20) 7/16 x 3-1/4 x R/L	LF	IM1-238	\$2.79	\$3.36
	(F2363/ MB-20B) 7/16 x 4-1/4 x R/L	LF	IM1-358	\$5.37	\$5.94
	(F2364/ MB-20J) 7/16 x 5-1/2 x R/L	LF	IM1-359	*Quick Ship	
 	VENEERED COLONIAL BASE				
	(F275/ MB-50V) 7/16 x 4-1/4 x R/L	LF	IM1-209	*Quick Ship	
	(F280/ MB-525VA) 5/8 x 5-1/4 x R/L	LF	IM1-218	*Quick Ship	

\*Quick Ship - Badger Three to Four Week Ship Program. Add One Week for Pre-finishing.

# OAK MOULDINGS




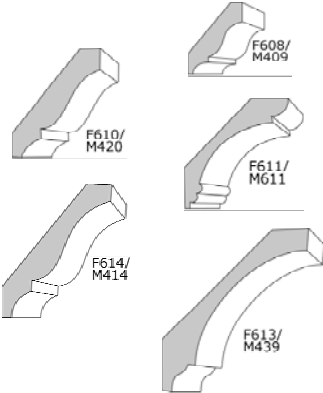
See Our Wide Selection of Finish Options on Catalog Pages IM-U-2-3.

Profile	Size	UOM	Prod.#	Pricing Per UOM	
				Raw	Prefinished
Random length orders may receive and be billed for up to 10% overage. Specified lengths will be billed a 30% upcharge. 7' and 7'6" Lengths may be sent with up to a 10% head material unless otherwise specified.					
	SQUARE E2E STOP (F305/ MS-11)				
	3/8 x 1-1/4 x R/L	LF	IM1-105	\$0.81	\$1.61
	3/8 x 1-1/4 x 7'	Each	IM1-106	\$6.40	\$12.01
	Square E2E Stop Set - 1/0 to 3/0	Set	IM1-107	\$16.01	\$30.05
	Square E2E Stop Set - 4/0 to 6/0	Set	IM1-108	\$19.21	\$36.06
	SQUARE E2E STOP (F301/ MS-20)				
	3/8 x 1-1/16 x R/L	LF	IM1-135	*Quick Ship	
	Square E2E Stop Set - 1/0 to 3/0	Set	IM1-137	*Quick Ship	
	Square E2E Stop Set - 4/0 to 6/0	Set	IM1-138	*Quick Ship	
	COLONIAL STOP (F306/ MS-7)				
	3/8 x 1-1/4 x R/L	LF	IM1-205	\$0.81	\$1.61
	3/8 x 1-1/4 x 7'	Each	IM1-206	\$6.40	\$12.01
	Colonial Stop Set - 1/0 to 3/0	Set	IM1-207	\$16.01	\$30.05
	Colonial Stop Set - 4/0 to 6/0	Set	IM1-208	\$19.21	\$36.06
	COLONIAL STOP (F312/ MS-21)				
	3/8 x 1-1/16 x 7'	Each	IM1-276	*Quick Ship	
	Colonial Stop Set - 1/0 to 3/0	Set	IM1-277	*Quick Ship	
	Colonial Stop Set - 4/0 to 6/0	Set	IM1-278	*Quick Ship	
	WEDGE STOP (F313/ MS-5)				
	11/16 x 1-5/8 x R/L	LF	IM1-927	*Quick Ship	
	11/16 x 1-5/8 x 7'	Each	IM1-928	\$18.72	\$24.33
	WALL POCKET STOP (MS-4)				
	1/2 x 1-1/2 x R/L	LF	IM1-992	*Quick Ship	
	1/2 x 1-1/2 x 7'	Each	IM1-975	\$20.07	\$25.69
	SHOE (F200/ M-50)				
	7/16 x 3/4 x R/L	LF	IM1-900	\$0.61	\$1.41

\*Quick Ship - Badger Three to Four Week Ship Program. Add One Week for Pre-finishing.

# OAK MOULDINGS











See Our Wide Selection of Finish Options on Catalog Pages IM-U-2-3.

Profile	Size	UOM	Prod.#	Pricing Per UOM	
				Raw	Prefinished
Random length orders may receive and be billed for up to 10% overage. Specified lengths will be billed a 30% upcharge. 7' and 7'6" Lengths may be sent with up to a 10% head material unless otherwise specified.					
	OUTSIDE CORNER				
	(F651/ M-702) 3/4 x 3/4 x R/L	LF	IM1-905	\$1.17	\$1.97
	(F651/ M-702) 3/4 x 3/4 x 8'	Each	IM1-906	\$11.29	\$17.72
	(F652/ M-701) 1-1/16 x 1-1/16 x R/L	LF	IM1-919	\$2.50	\$3.30
	(F652/ M-701) 1-1/16 x 1-1/16 x 8'	Each	IM1-940	\$19.59	\$26.02
	(F655/ M-703) 1-1/16 x 1-1/16 x R/L	LF	IM1-961	*Quick Ship	
	(F655/ M-703) 1-1/16 x 1-1/16 x 8'	Each	IM1-962	*Quick Ship	
	QUARTER ROUND				
	(F661/ M-201) 3/4 x 3/4 x R/L	LF	IM1-912	\$0.86	\$1.66
	(F662/ M-200) 1/2 x 1/2 x R/L	LF	IM1-929	\$1.15	\$1.94
	COVE				
	(F600/ M-304) 1/2 x 1/2 x R/L	LF	IM1-964	\$1.26	\$2.06
	(F601/ M-301) 3/4 x 3/4 x R/L	LF	IM1-907	\$1.06	\$1.87
	CROWN MOULDING				
	(F608/ M-409) 9/16 x 2-1/4 x R/L	LF	IM1-931	\$4.29	\$5.63
	(F610/ M-420) 11/16 x 3-7/16 x R/L	LF	IM1-959	\$6.67	\$8.01
	(F611) 3/4 x 3-5/8 x R/L	LF	IM1-901	*Quick Ship	
	(F614/ M-414) 11/16 x 4-1/4 x R/L	LF	IM1-963	\$8.98	\$10.32
	(F613/ M-439) 1-1/16 x 5-3/8 x R/L	LF	IM1-902	*Quick Ship	

\*Quick Ship - Badger Three to Four Week Ship Program. Add One Week for Pre-finishing.

# OAK MOULDINGS


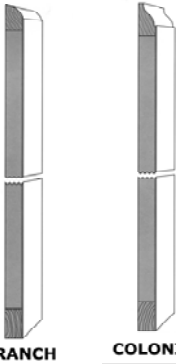
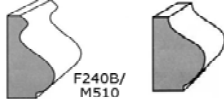




See Our Wide Selection of Finish Options on Catalog Pages IM-U-2-3.

Profile	Size	UOM	Prod.#	Pricing Per UOM	
				Raw	Prefinished
Random length orders may receive and be billed for up to 10% overage. Specified lengths will be billed a 30% upcharge. 7' and 7'6" Lengths may be sent with up to a 10% head material unless otherwise specified.					
	MULL CASING				
	1/4 x 2 x R/L (F500D/ MM-2)	LF	IM1-908	\$1.32	\$2.11
	1/4 x 3 x R/L (F500H/ MM-3C)	LF	IM1-894	\$3.09	\$3.90
	1/4 x 3 x 7'6 (F500H/ MM-3C)	Each	IM1-895	*Quick Ship	
	1/4 x 5 x R/L (F500L/ MM-4I)	LF	IM1-892	\$5.15	\$5.95
	1/4 x 5 x 7'6 (F500L/ MM-4I)	Each	IM1-893	*Quick Ship	
	HANDRAIL / SAFETY RAIL				
	(F959) 1-1/2 x 5-1/2 x R/L	LF	IM1-920	*Quick Ship	
	(F932) 1-1/4 x 5-1/2 x 18'	Each	IM1-986	*Quick Ship	
	ROUND HANDRAIL (F901/ M-801)				
	(F901/ M-801) 1-5/8 x 1-3/4 x R/L	LF	IM1-911	\$7.48	\$9.81
	(F901L/ M-801) 1-5/8 x 1-3/4 x 18'	Each	IM1-983	\$134.52	\$176.67
	HANDRAIL (F904L)				
	1-1/4 x 2-1-4 x 18'	Each	IM1-984	\$177.18	\$219.33
	HANDRAIL (F1010)				
	2-1/4 x 2-3/8 x 18'	Each	IM1-985	*Quick Ship	
	PANEL MOULD / CHAIR RAIL (F724)				
	3/4 x 1-1/8 x R/L	LF	IM1-996	\$1.96	\$2.76
	PANEL MOULD / CHAIR RAIL (F721/ M-555)				
	11/16 x 2 x R/L	LF	IM1-903	\$3.13	\$3.94
	PANEL MOULD / CHAIR RAIL (F722/ M-532)				
	11/16 x 3 x R/L	LF	IM1-932	\$3.61	\$4.41
	PANEL CAP (F451/ MPC-1)				
	3/4 x 1-12 x R/L	LF	IM1-956	\$3.22	\$4.01
	MANTEL MOULDING (F746)				
	7/16 x 1-1/8 x R/L	LF	IM1-997	\$1.34	\$2.14

\*Quick Ship - Badger Three to Four Week Ship Program. Add One Week for Pre-finishing.

# OAK MOULDINGS


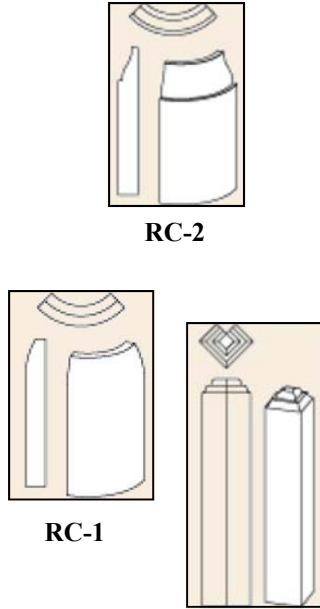

See Our Wide Selection of Finish Options on Catalog Pages IM-U-2-3.

Profile	Size	UOM	Prod.#	Pricing Per UOM	
				Raw	Prefinished
Random length orders may receive and be billed for up to 10% overage. Specified lengths will be billed a 30% upcharge. 7' and 7'6" Lengths may be sent with up to a 10% head material unless otherwise specified.					
	OAK BEADED PANELING (F782/ MWC-10P)				
	3/8 x 3-1/4 x 36 (stocked in 3' sections only)	Each	IM1-904	*Quick Ship	
 RANCH      COLONIAL	COLONIAL VENEERED SKIRTBOARD (F996/ MV-846)				
	7/16 x 9-1/4-10'	Each	IM1-921	\$81.38	\$104.82
	7/16 x 9-1/4-16'	Each	IM1-922	\$121.39	\$158.89
	7/16 x 9-1/4-18'	Each	IM1-982	\$116.65	\$158.82
	RANCH VENEERED SKIRTBOARD (F995/ MV-845)				
	7/16 x 9-1/4-10'	Each	IM1-923	*Quick Ship	
	7/16 x 9-1/4-16'	Each	IM1-924	\$121.39	\$158.89
	7/16 x 9-1/4-18'	Each	IM1-981	*Quick Ship	
 F240B/ M510      F240A/ M102	BASE CAP				
	(F240A/ M-102) 5/8 x 3/4 x RL	LF	IM1-930	*Quick Ship	
	(F240B/ M-510) 11/16 x 1-3/8 x RL	LF	IM1-965	\$1.99	\$3.34
	CORNER BLOCK (Also available in plain face via special order)				
	(F165) 1-1/16 x 3-1/2 x 3-1/2	Each	IM1-915	\$7.49	\$15.89
	(F165) 15/16 x 3-1/2 x 3-1/2	Each	IM1-933	\$9.09	\$17.49
	(F175) 15/16 x 2-3/4 x 2-3/4	Each	IM1-934	\$8.30	\$16.71
	PLINTH BLOCK (Also available in plain face via special order)				
	(F166) 15/16 x 3-1/2 x 8	Each	IM1-935	*Quick Ship	
	(F176) 1-1/16 x 2-3/4 x 6	Each	IM1-918	*Quick Ship	
	(F176) 15/16 x 2-3/4 x 6	Each	IM1-936	*Quick Ship	
	T ASTRAGAL - For 1-3/8 Doors (F324/ M-652)				
	1-1/4 x 2-1/16 x 7'	Each	IM1-913	\$47.96	\$57.85
	1-1/4 x 2-1/16 x 8'	Each	IM1-950	*Quick Ship	
	T ASTRAGAL - For 1-3/4 Doors (F323/ M-652A)				
	1-1/4 x 2-3/8 x 7'	Each	IM1-914	\$92.15	\$102.03
	1-1/4 x 2-3/8 x 8'	Each	IM1-951	\$104.44	\$114.33

\*Quick Ship - Badger Three to Four Week Ship Program. Add One Week for Pre-finishing.

# OAK MOULDINGS

See Our Wide Selection of Finish Options on Catalog Pages IM-U-2-3.







Profile	Size	UOM	Prod.#	Pricing Per UOM	
				Raw	Prefinished
Random length orders may receive and be billed for up to 10% overage. Specified lengths will be billed a 30% upcharge. 7' and 7'6" Lengths may be sent with up to a 10% head material unless otherwise specified.					
 INSIDE      OUTSIDE	INSIDE CORNER BLOCK (F285A)				
	3/4 x 3/4 X 8	Each	IM1-925	\$5.02	\$13.42
	OUTSIDE CORNER BLOCK (F286A)				
	1-1/2 x 1-1/2 x 8	Each	IM1-926	\$13.10	\$21.51
 RC-1      RC-2      SSO	ROUND BASE CORNERS				
	Colonial				
	(RC2) 3/8 X 2-3/4	Each	IM1-937	*Quick Ship	
	(RC2-45o) 3/8 X 2-3/4	Each	IM1-980	*Quick Ship	
	(RC2) 3/8 X 3-1/4	Each	IM1-957	*Quick Ship	
	(RC2) 7/16 X 4-1/4	Each	IM1-958	*Quick Ship	
	(RC4BC) 3/4 X 6-1/4	Each	IM1-978	*Quick Ship	
	Ranch				
	(RC1-Ranch) 3/8 X 2-3/4	Each	IM1-938	*Quick Ship	
	SQUARE BASE CORNER				
	(SSO) 7/8 X 6-1/4	Each	IM1-979	*Quick Ship	
	THRESHOLDS				
	(F801V) With Bulb - 37	Each	IM1-947	*Quick Ship	
	BIFOLD TRACK COVER				
	3/4 x 3/4	LF	IM1-899	\$2.28	\$3.08

\*Quick Ship - Badger Three to Four Week Ship Program. Add One Week for Pre-finishing.

# HARD MAPLE MOULDINGS

**See Our Wide Selection of Finish Options on Catalog Pages IM-U-2-3.**

*\*\*Note: Due to the difficulties of staining hard maple, product knowledge prior to staining is essential. Hard maple can appear blotchy when staining it a medium or dark color. To avoid this color issue, consultation from a professional stain/paint shop may help in avoiding unwanted color results.*

Profile	Size	UOM	Prod.#	Pricing Per UOM	
				Raw	Prefinished
Random length orders may receive and be billed for up to 10% overage. Specified lengths will be billed a 30% upcharge. 7' and 7'6" Lengths may be sent with up to a 10% head material unless otherwise specified.					
	COLONIAL CASING (F111/ MC-2)				
	9/16 x 2-1/4 x R/L	LF	IM22-236	*Quick Ship	
	9/16 x 2-1/4 x 7'	Each	IM22-237	*Quick Ship	
	Door Casing Sets				
	1/0 to 3/0 Drs - 1 Side	Set	IM22-235S1	*Quick Ship	
	4/0 to 6/0 Drs - 1 Side	Set	IM22-235D1	*Quick Ship	
	STD. ROUND COLONIAL CASING (F115/ MC-13)				
	1/2 x 2-1/4 x R/L	LF	IM22-211	\$1.73	\$2.27
	1/2 x 2-1/4 x 7'	Each	IM22-212	\$12.32	\$16.14
	Door Casing Sets				
	1/0 to 3/0 Drs - 1 Side	Set	IM22-210S1	\$30.79	\$40.34
	4/0 to 6/0 Drs - 1 Side	Set	IM22-210D1	\$36.94	\$48.41
	STD. SQUARE COLONIAL CASING (F118/ MC-2A)				
	1/2 x 2-1/4 x R/L	LF	IM22-201	\$1.73	\$2.27
	1/2 x 2-1/4 x 7'	Each	IM22-202	\$12.32	\$16.14
	Door Casing Sets				
	1/0 to 3/0 Drs - 1 Side	Set	IM22-200S1	\$30.79	\$40.34
	4/0 to 6/0 Drs - 1 Side	Set	IM22-200D1	\$36.94	\$48.41
	COLONIAL CASING (F131/ MC-47)				
	11/16 x 3-1/4 x R/L	LF	IM22-321	\$5.34	\$5.88
	11/16 x 3-1/4 x 7'6"	Each	IM22-322	\$43.08	\$47.18
	Door Casing Sets				
	1/0 to 3/0 Drs - 1 Side	Set	IM22-320S1	\$107.70	\$117.25
	4/0 to 6/0 Drs - 1 Side	Set	IM22-320D1	\$129.23	\$140.70
	COLONIAL CASING (F132/ MC-39)				
	11/16 x 3-1/4 x R/L	LF	IM22-221	*Quick Ship	
	11/16 x 3-1/4 x 7'6"	Each	IM22-222	*Quick Ship	
	Door Casing Sets				
	1/0 to 3/0 Drs - 1 Side	Set	IM22-220S1	*Quick Ship	
	4/0 to 6/0 Drs - 1 Side	Set	IM22-220D1	*Quick Ship	
	COLONIAL CASING (F134/ MC-40)				
	9/16 x 3-1/4 x R/L	LF	IM22-324	\$5.75	\$6.30
	9/16 x 3-1/4 x 7'6"	Each	IM22-325	\$42.86	\$46.95
	Door Casing Sets				
	1/0 to 3/0 Drs - 1 Side	Set	IM22-323S1	\$107.16	\$116.71
	4/0 to 6/0 Drs - 1 Side	Set	IM22-323D1	\$128.58	\$140.04





\*Quick Ship - Badger Three to Four Week Ship Program. Add One Week for Pre-finishing.



# HARD MAPLE MOULDINGS

**See Our Wide Selection of Finish Options on Catalog Pages IM-U-2-3.**

*\*\*Note: Due to the difficulties of staining hard maple, product knowledge prior to staining is essential. Hard maple can appear blotchy when staining it a medium or dark color. To avoid this color issue, consultation from a professional stain/paint shop may help in avoiding unwanted color results.*









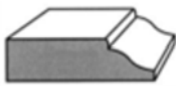
Profile	Size	UOM	Prod.#	Pricing Per UOM	
				Raw	Prefinished
Random length orders may receive and be billed for up to 10% overage. Specified lengths will be billed a 30% upcharge. 7' and 7'6" Lengths may be sent with up to a 10% head material unless otherwise specified.					
	RANCH CASING (F100/ MC-6)				
	9/16 x 2-1/4 x R/L	LF	IM22-112	*Quick Ship	
	9/16 x 2-1/4 x 7'	Each	IM22-113	*Quick Ship	
	Door Casing Sets				
	1/0 to 3/0 Drs - 1 Side	Set	IM22-111S1	*Quick Ship	
	4/0 to 6/0 Drs - 1 Side	Set	IM22-111D1	*Quick Ship	
	RANCH CASING (F113/ MC-8)				
	1/2 x 2-1/4 x R/L	LF	IM22-101	\$1.73	\$2.27
	1/2 x 2-1/4 x 7'	Each	IM22-102	\$12.32	\$16.14
	Door Casing Sets				
	1/0 to 3/0 Drs - 1 Side	Set	IM22-100S1	\$30.79	\$40.34
	4/0 to 6/0 Drs - 1 Side	Set	IM22-100D1	\$36.94	\$48.41
	FLAT CASING (F157/ MC-5)				
	9/16 x 2-1/4 x R/L	LF	IM22-351	\$2.92	\$3.46
	9/16 x 2-1/4 x 7'	Each	IM22-352	\$23.13	\$26.96
	Door Casing Sets				
	1/0 to 3/0 Drs - 1 Side	Set	IM22-350S1	\$57.83	\$67.39
	4/0 to 6/0 Drs - 1 Side	Set	IM22-350D1	\$69.40	\$80.87
	FLAT CASING (F1544/ MC-34C)				
	1/2 x 3-1/4 x R/L	LF	IM22-362	\$4.64	\$5.18
	1/2 x 3-1/4 x 7'6	Each	IM22-363	\$33.97	\$38.07
	FLUTED CASING (F160/ MRC-100)				
	11/16 x 3-1/4 x R/L	LF	IM22-311	*Quick Ship	
	11/16 x 3-1/4 x 7'6	Each	IM22-312	*Quick Ship	
	ADD FOR MITRED CASING SETS				
	Mitred & Bundled:		IDLCS001	\$4.43	Per Side
	Mitred & Assembled:		IDLCS002	\$7.96	Per Side
	Mitred & Applied:		IDLCS003	\$11.01	Per Side

\*Quick Ship - Badger Three to Four Week Ship Program. Add One Week for Pre-finishing.

# HARD MAPLE MOULDINGS

See Our Wide Selection of Finish Options on Catalog Pages IM-U-2-3.

*\*\*Note: Due to the difficulties of staining hard maple, product knowledge prior to staining is essential. Hard maple can appear blotchy when staining it a medium or dark color. To avoid this color issue, consultation from a professional stain/paint shop may help in avoiding unwanted color results.*

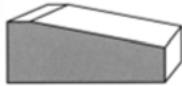



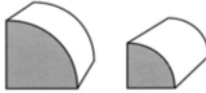

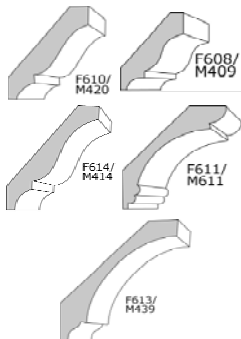
Profile	Size	UOM	Prod.#	Pricing Per UOM	
				Raw	Prefinished
Random length orders may receive and be billed for up to 10% overage. Specified lengths will be billed a 30% upcharge. 7' and 7'6" Lengths may be sent with up to a 10% head material unless otherwise specified.					
	RANCH BASE				
	(F206/ <b>MB-3</b> ) 3/8 x 2-3/4 x R/L	LF	IM22-104	\$2.04	\$2.61
	(F208/ <b>MB-5</b> ) 3/8 x 3-1/4 x R/L	LF	IM22-117	\$2.39	\$2.97
	COLONIAL BASE				
	(F218/ <b>MB-2C</b> ) 3/8 x 2-5/8 x R/L	LF	IM22-232	*Quick Ship	
	(F219/ <b>MB-3C</b> ) 3/8 x 2-3/4 x R/L	LF	IM22-204	\$2.04	\$2.61
	(F216/ <b>MB-4C</b> ) 3/8 x 3 x R/L	LF	IM22-234	*Quick Ship	
	(F217/ <b>MB-5C</b> ) 3/8 x 3-1/4 x R/L	LF	IM22-233	\$2.39	\$2.97
	COLONIAL BASE (F225/ <b>MB-50</b> ) Solid Maple				
	7/16 x 4-1/4 x R/L	LF	IM22-219	\$5.40	\$5.97
	COLONIAL BASE (F2046/ <b>MB-42</b> )				
	1/2 x 4-1/4 x R/L	LF	IM22-239	\$6.59	\$7.15
	COLONIAL BASE (F2800/ <b>MB-2800</b> ) Solid Maple				
	9/16 x 5-1/4 x R/L	LF	IM22-241	*Quick Ship	
	FLAT BASE				
	(F238/ <b>MB-20</b> ) 7/16 x 3-1/4 x R/L	LF	IM22-238	\$3.06	\$3.63
	(F2363/ <b>MB-21</b> ) 7/16 x 4-1/4 x R/L	LF	IM22-358	\$5.05	\$5.63
	VENEERED COLONIAL BASE (F275/ <b>MB-50V</b> )				
	7/16 x 4-1/4 x R/L	LF	IM22-209	*Quick Ship	
	SQUARE E2E STOP (F305/ <b>MS-11</b> )				
	3/8 x 1-1/4 x R/L	LF	IM22-105	\$1.19	\$2.00
	3/8 x 1-1/4 x 7'	Each	IM22-106	\$7.24	\$12.85
	Square E2E Stop Set - 1/0 to 3/0	Set	IM22-107	\$18.11	\$32.14
	Square E2E Stop Set - 4/0 to 6/0	Set	IM22-108	\$21.73	\$38.58
	COLONIAL STOP (F306/ <b>MS-7</b> )				
	3/8 x 1-1/4 x R/L	LF	IM22-205	\$1.20	\$2.00
	3/8 x 1-1/4 x 7'	Each	IM22-206	\$7.24	\$12.85
	3/8 x 1-1/4 x 8'	Each	IM22-271	*Quick Ship	
	Colonial Stop Set - 1/0 to 3/0	Set	IM22-207	\$18.11	\$32.14
	Colonial Stop Set - 4/0 to 6/0	Set	IM22-208	\$21.73	\$38.58

\*Quick Ship - Badger Three to Four Week Ship Program. Add One Week for Pre-finishing.

# HARD MAPLE MOULDINGS

**See Our Wide Selection of Finish Options on Catalog Pages IM-U-2-3.**

*\*\*Note: Due to the difficulties of staining hard maple, product knowledge prior to staining is essential. Hard maple can appear blotchy when staining it a medium or dark color. To avoid this color issue, consultation from a professional stain/paint shop may help in avoiding unwanted color results.*







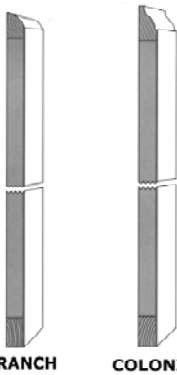

Profile	Size	UOM	Prod.#	Pricing Per UOM	
				Raw	Prefinished
Random length orders may receive and be billed for up to 10% overage. Specified lengths will be billed a 30% upcharge. 7' and 7'6" Lengths may be sent with up to a 10% head material unless otherwise specified.					
	WEDGE STOP (F313/ MS-5)				
	11/16 x 1-5/8 x R/L	LF	IM22-927	*Quick Ship	
	11/16 x 1-5/8 x 7'	Each	IM22-928	\$28.73	\$34.34
	WALL POCKET STOP (MS-4)				
	1/2 x 1-1/2 x 7'	Each	IM22-975	\$26.83	\$28.17
	SHOE (F200/ M-50)				
	7/16 x 3/4 x R/L	LF	IM22-900	\$0.99	\$1.79
	OUTSIDE CORNER				
	(F651/ M-702) 3/4 x 3/4 x R/L	LF	IM22-905	*Quick Ship	
	(F651/ M-702) 3/4 x 3/4 x 8'	Each	IM22-906	*Quick Ship	
	(F652/ <b>M-701</b> ) 1-1/16 x 1-1/16 x 8'	Each	IM22-940	\$26.34	\$32.77
	(F655/ M-703) 1-1/16 x 1-1/16 x R/L	LF	IM22-961	*Quick Ship	
	QUARTER ROUND				
	(F661/ <b>M-201</b> ) 3/4 x 3/4 x R/L	LF	IM22-912	\$1.39	\$2.18
	(F662/ <b>M-200</b> ) 1/2 x 1/2 x R/L	LF	IM22-929	\$1.20	\$2.00
	COVE				
	(F600/ <b>M-304</b> ) 1/2 x 1/2 x R/L	LF	IM22-964	*Quick Ship	
	(F601/ <b>M-301</b> ) 3/4 x 3/4 x R/L	LF	IM22-907	\$1.34	\$2.14
	CROWN MOULDING				
	(F608/ <b>M-409</b> ) 9/16 x 2-1/4 x R/L	LF	IM22-931	\$5.60	\$6.94
	(F610/ <b>M-420</b> ) 11/16 x 3-7/16 x R/L	LF	IM22-959	*Quick Ship	
	(F611/ <b>M-611</b> ) 3/4 x 3-5/8 x R/L	LF	IM22-901	*Quick Ship	
	(F614/ <b>M-414</b> ) 11/16 x 4-1/4 x R/L	LF	IM22-963	*Quick Ship	
	(F613/ M-439) 1-1/16 x 5-3/8 x R/L	LF	IM22-902	*Quick Ship	

\*Quick Ship - Badger Three to Four Week Ship Program. Add One Week for Pre-finishing.

# HARD MAPLE MOULDINGS

**See Our Wide Selection of Finish Options on Catalog Pages IM-U-2-3.**

*\*\*Note: Due to the difficulties of staining hard maple, product knowledge prior to staining is essential. Hard maple can appear blotchy when staining it a medium or dark color. To avoid this color issue, consultation from a professional stain/paint shop may help in avoiding unwanted color results.*




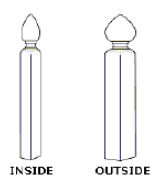
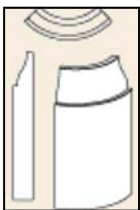
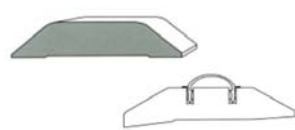
Profile	Size	UOM	Prod.#	Pricing Per UOM	
				Raw	Prefinished
Random length orders may receive and be billed for up to 10% overage. Specified lengths will be billed a 30% upcharge. 7' and 7'6" Lengths may be sent with up to a 10% head material unless otherwise specified.					
	MULL CASING (F500-D/MM-2)				
	1/4 x 2 x R/L	LF	IM22-908	\$1.92	\$2.73
	ROUND HANDRAIL (F901 / M-801)				
	1-5/8 x 1-3/4 x R/L	LF	IM22-911	\$10.10	\$12.44
	PANEL MOULD / CHAIR RAIL (F721 / M-555)				
	11/16 x 2 x R/L	LF	IM22-903	*Quick Ship	
	PANEL MOULD / CHAIR RAIL (F722 / M-556)				
	11/16 x 3 x R/L	LF	IM22-932	*Quick Ship	
	MANTEL MOULDING (F746)				
	7/16 x 1-1/8 x R/L	LF	IM22-997	*Quick Ship	
	HARD MAPLE BEADED PANELING (F782/ MWC-10)				
	3/8 x 3-1/4 x 36 (stocked in 3' sections only)	Each	IM22-904	*Quick Ship	
 RANCH      COLONIAL	COLONIAL VENEERED SKIRTBOARD (F996/ MV-846)				
	7/16 x 9-1/4-10'	Each	IM22-921	*Quick Ship	
	7/16 x 9-1/4-16'	Each	IM22-922	\$121.39	\$158.89
	7/16 x 9-1/4-18'	Each	IM22-982	\$123.58	\$165.76
	RANCH VENEERED SKIRTBOARD (F995/ MV-845)				
	7/16 x 9-1/4-16'	Each	IM22-924	\$121.39	\$158.89
	7/16 x 9-1/4-18'	Each	IM22-981	\$123.58	\$165.76
 F240B/ M510      F240A/ M102	BASE CAP				
	(F240A/ M-102) 5/8 x 3/4 x RL	LF	IM22-930	*Quick Ship	
	(F240B/ M-510) 11/ 16 x 1-3/8 x RL	LF	IM22-965	\$5.21	\$6.55

\*Quick Ship - Badger Three to Four Week Ship Program. Add One Week for Pre-finishing.

# HARD MAPLE MOULDINGS

See Our Wide Selection of Finish Options on Catalog Pages IM-U-2-3.

*\*\*Note: Due to the difficulties of staining hard maple, product knowledge prior to staining is essential. Hard maple can appear blotchy when staining it a medium or dark color. To avoid this color issue, consultation from a professional stain/paint shop may help in avoiding unwanted color results.*




Profile	Size	UOM	Prod.#	Pricing Per UOM	
				Raw	Prefinished
Random length orders may receive and be billed for up to 10% overage. Specified lengths will be billed a 30% upcharge. 7' and 7'6" Lengths may be sent with up to a 10% head material unless otherwise specified.					
	CORNER BLOCK (Also available in plain face via special order)				
	(F175) 1-1/16 x 2-3/4 x 2-3/4	Each	IM22-916	*Quick Ship	
	PLINTH BLOCK (Also available in plain face via special order)				
	(F176) 1-1/16 x 2-3/4 x 6	Each	IM22-918	*Quick Ship	
	(F176) 15/16 x 2-3/4 x 6	Each	IM22-936	*Quick Ship	
	T ASTRAGAL - For 1-3/8 Doors (F324 / M-652)				
	1-1/4 x 2-1/16 x 7'	Each	IM22-913	\$53.03	\$62.92
	1-1/4 x 2-1/16 x 8'	Each	IM22-950	\$90.93	\$100.82
	T ASTRAGAL - For 1-3/4 Doors (F323 / M-652A)				
	1-1/4 x 2-3/8 x 7'	Each	IM22-914	\$92.83	\$102.72
	1-1/4 x 2-3/8 x 8'	Each	IM22-951	\$106.09	\$115.97
	INSIDE CORNER BLOCK (F285A)				
	3/4 x 3/4 X 8	Each	IM22-925	*Quick Ship	
	OUTSIDE CORNER BLOCK (F286A)				
	1-1/2 x 1-1/2 x 8	Each	IM22-926	*Quick Ship	
 RC-2	ROUND BASE CORNERS				
	Colonial				
	(RC2) 3/8 X 2-5/8	Each	IM22-976	*Quick Ship	
	(RC2) 3/8 X 3	Each	IM22-977	*Quick Ship	
	(RC2) 3/8 X 3-1/4	Each	IM22-957	*Quick Ship	
	(RC4) 7/16 X 4-1/4	Each	IM22-958	*Quick Ship	
	(RC4BC) 7/16 X 6-1/4	Each	IM22-978	*Quick Ship	
	THRESHOLDS				
	(F800/MT-3) Plain - 73	Each	IM22-946	*Quick Ship	
	(F801V) With Bulb - 73	Each	IM22-948	*Quick Ship	

\*Quick Ship - Badger Three to Four Week Ship Program. Add One Week for Pre-finishing.

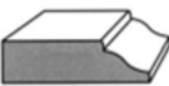
## SOFT MAPLE MOULDINGS

See Our Wide Selection of Finish Options on Catalog Pages IM-U-2-3.

*\*\*Note: Due to the difficulties of staining hard maple, product knowledge prior to staining is essential. Hard maple can appear blotchy when staining it a medium or dark color. To avoid this color issue, consultation from a professional stain/paint shop may help in avoiding unwanted color results.*

Profile	Size	UOM	Prod.#	Pricing Per UOM	
				Raw	Prefinished
Random length orders may receive and be billed for up to 10% overage. Specified lengths will be billed a 30% upcharge. 7' and 7'6" Lengths may be sent with up to a 10% head material unless otherwise specified.					
	COLONIAL CASING (F115/ MC-13/ LWM-356B)				
	1/2 x 2-1/4 x 7'	Each	IM20-212	\$11.05	\$14.88
	Door Casing Sets				
	1/0 to 3/0 Doors - 1 Side	Set	IM20-212S1	\$27.62	\$37.17
	4/0 to 6/0 Doors - 1 Side	Set	IM20-212D1	\$33.14	\$44.61
	COLONIAL CASING (MC-71)				
	9/16 x 2-3/4 x 7'3"	Each	IM20-213	\$19.32	\$23.15
	Door Casing Sets				
	1/0 to 3/0 Doors - 1 Side	Set	IM20-213S1	\$48.29	\$57.85
	4/0 to 6/0 Doors - 1 Side	Set	IM20-213D1	\$57.96	\$69.43
	COLONIAL BASE				
	(F217/ MB-5C) 3/8 x 3-1/4 x R/L	LF	IM20-233	\$1.40	\$1.97





## WHITE BIRCH

Profile	Size	UOM	Prod.#	Pricing Per UOM	
				Raw	Prefinished
Random length orders may receive and be billed for up to 10% overage. Specified lengths will be billed a 30% upcharge. 7' and 7'6" Lengths may be sent with up to a 10% head material unless otherwise specified.					
	COLONIAL STOP (F306 / MS-7)				
	3/8 x 1-1/4 x 7'	Each	IM4-206	\$12.79	\$18.41
	Colonial Stop Set - 1/0 to 3/0	Set	IM4-207	\$31.97	\$46.01
	Colonial Stop Set - 4/0 to 6/0	Set	IM4-208	\$38.37	\$55.22

\*Quick Ship - Badger Three to Four Week Ship Program. Add One Week for Pre-finishing.

# PINE MOULDINGS









See Our Wide Selection of Finish Options on Catalog Pages IM-U-2-3.

Profile	Size	UOM	Prod.#	Pricing Per UOM		
				Raw	Prefinished	
Random length orders may receive and be billed for up to 10% overage. Specified lengths will be billed a 30% upcharge. 7' and 7'6" Lengths may be sent with up to a 10% head material unless otherwise specified.						
	RANCH CASING (F113/ MC-8/ LWM324)					
	1/2 x 2-1/4 x R/L	LF	IM3-121	\$0.85	\$1.40	
	1/2 x 2-1/4 x 7'	Each	IM3-122	\$6.47	\$10.30	
	Door Casing Sets					
	1/0 to 3/0 Doors - 1 Side	Set	IM3-120S1	\$16.18	\$25.73	
	4/0 to 6/0 Doors - 1 Side	Set	IM3-120D1	\$19.42	\$30.89	
	COLONIAL CASING (F115/ MC-13/ LWM-356B)					
	1/2 x 2-1/4 x R/L	LF	IM3-211	\$0.85	\$1.40	
	1/2 x 2-1/4 x 7'	Each	IM3-212	\$6.47	\$10.30	
	Door Casing Sets					
	1/0 to 3/0 Doors - 1 Side	Set	IM3-210S1	\$16.18	\$25.73	
	4/0 to 6/0 Doors - 1 Side		Set	IM3-210D1	\$19.42	\$30.89
	COLONIAL CASING (WM-366)					
	11/16 x 2-1/4 x R/L	LF	IM3-221	\$1.07	\$1.61	
	11/16 x 2-1/4 x 7'	Each	IM3-222	\$8.20	\$12.02	
	Door Casing Sets					
	1/0 to 3/0 Doors - 1 Side	Set	IM3-220S1	\$20.51	\$30.06	
	4/0 to 6/0 Doors - 1 Side	Set	IM3-220D1	\$24.60	\$36.07	
	HOOKSTRIP CASING (F157/ MC-5)					
	9/16 x 2-1/4 x R/L	LF	IM3-351	\$1.07	\$1.61	
	9/16 x 2-1/4 x 7'	Each	IM3-352	\$7.48	\$11.31	
	Door Casing Sets					
	1/0 to 3/0 Doors - 1 Side	Set	IM3-350S1	\$18.69	\$28.25	
	4/0 to 6/0 Doors - 1 Side	Set	IM3-350D1	\$22.43	\$33.90	
	ADD FOR MITRED CASING SETS					
	Mitred & Bundled:		IDLCS001	\$4.43	Per Side	
	Mitred & Assembled:		IDLCS002	\$7.96	Per Side	
	Mitred & Applied:		IDLCS003	\$11.01	Per Side	

\*Quick Ship - Badger Three to Four Week Ship Program. Add One Week for Pre-finishing.

# PINE MOULDINGS

See Our Wide Selection of Finish Options on Catalog Pages IM-U-2-3.

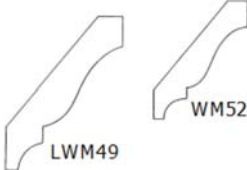




Profile	Size	UOM	Prod.#	Pricing Per UOM	
				Raw	Prefinished
Random length orders may receive and be billed for up to 10% overage. Specified lengths will be billed a 30% upcharge. 7' and 7'6" Lengths may be sent with up to a 10% head material unless otherwise specified.					
	RANCH BASE (F202/ MB-9)				
	7/16 x 2-3/4 x R/L	LF	IM3-124	\$1.04	\$1.61
	COLONIAL BASE (F222/ MB-11C/ WM-633B)				
	7/16 x 3-1/4 x R/L	LF	IM3-224	\$1.17	\$1.74
	FLAT BASE (F238/ MB-20)				
	7/16 x 3-1/4 x R/L	LF	IM3-238	\$1.23	\$1.80
	SQUARE E2E STOP (F305/ MS-11)				
	3/8 x 1-1/4 x R/L	LF	IM3-125	\$0.43	\$1.23
	3/8 x 1-1/4 x 7'	Each	IM3-126	\$2.82	\$8.43
	Square E2E Stop Set - 1/0 to 3/0	Set	IM3-127	\$7.04	\$21.08
	Square E2E Stop Set - 4/0 to 6/0	Set	IM3-128	\$8.45	\$25.30
	COLONIAL STOP (WM-946)				
	3/8 x 1-3/8 x R/L	LF	IM3-225	\$0.57	\$1.37
	3/8 x 1-3/8 x 7'	Each	IM3-226	\$2.82	\$8.43
	Colonial Stop Set - 1/0 to 3/0	Set	IM3-227	\$7.04	\$21.08
	Colonial Stop Set - 4/0 to 6/0	Set	IM3-228	\$8.45	\$25.30
	PARTING STOP (WM-254)				
	1/2 x 3/4 x R/L	LF	IM3-929	\$0.50	\$1.30
	BASE SHOE (M-101/ WM-129)				
	7/16 x 11/16 x R/L	LF	IM3-930	\$0.27	\$1.07
	QUARTER ROUND (WM-105)				
	3/4 x 3/4 x R/L (M-201)	LF	IM3-931	\$0.56	\$1.36
	1/2 x 1/2 x R/L (M-200)	LF	IM3-971	\$0.36	\$1.17
	1/4 x 1/4 x R/L	LF	IM3-973	\$0.33	\$1.13

\*Quick Ship - Badger Three to Four Week Ship Program. Add One Week for Pre-finishing.



# PINE MOULDINGS






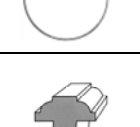
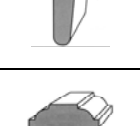
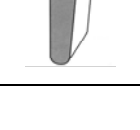

See Our Wide Selection of Finish Options on Catalog Pages IM-U-2-3.

Profile	Size	UOM	Prod.#	Pricing Per UOM	
				Raw	Prefinished
Random length orders may receive and be billed for up to 10% overage. Specified lengths will be billed a 30% upcharge. 7' and 7'6" Lengths may be sent with up to a 10% head material unless otherwise specified.					
	CROWN MOULDING				
	9/16 x 2-3/4 x R/L (WM52)	LF	IM3-942	\$1.21	\$2.54
	9/16 x 3-5/8 x R/L (LWM49)	LF	IM3-943	\$1.64	\$2.98
	BED MOULDING (WM74)				
	9/16 x 1-3/4 x R/L	LF	IM3-944	\$0.76	\$2.10
	COVE				
	3/4 x 3/4 x R/L (WM-93)	LF	IM3-932	\$0.45	\$1.26
	3/4 x 3/4 x 8' (WM-93)	Each	IM3-933	\$3.52	\$9.94
	11/16 x 1-1/8 x R/L (WM-94)	LF	IM3-970	\$0.84	\$1.64
	9/16 x 1-3/4 x R/L (WM-85/ <b>M-305</b> )	LF	IM3-974	\$0.90	\$1.70
	LATTICE/MULL CASING				
	1/4 x 2-1/4 x R/L (LWM-263)	LF	IM3-934	\$0.78	\$1.57
	1/4 x 1-3/8 x R/L (WM-267)	LF	IM3-960	\$0.25	\$1.06
	1/4 x 1-3/4 x R/L (WM-265)	LF	IM3-969	\$0.49	\$1.29
	1/4 x 3 x R/L	LF	IM3-894	\$0.86	\$1.66
	1/4 x 4 x R/L	LF	IM3-898	\$1.11	\$1.91
	1/4 x 5 x R/L	LF	IM3-892	\$1.43	\$2.23
	1/4 x 6 x R/L	LF	IM3-896	\$1.71	\$2.51
	SCREEN MOULD (F520/ <b>WM-142/ MSM-7</b> )				
	1/4 x 3/4 x R/L	LF	IM3-935	\$0.23	\$1.03

\*Quick Ship - Badger Three to Four Week Ship Program. Add One Week for Pre-finishing.

# PINE MOULDINGS







See Our Wide Selection of Finish Options on Catalog Pages IM-U-2-3.

Profile	Size	UOM	Prod.#	Pricing Per UOM	
				Raw	Prefinished
Random length orders may receive and be billed for up to 10% overage. Specified lengths will be billed a 30% upcharge. 7' and 7'6" Lengths may be sent with up to a 10% head material unless otherwise specified.					
	SHELF CLEATS				
	3/4 x 5/4 x R/L	LF	IM3-975	*Quick Ship	
	3/4 x 5/4 x 8'	Each	IM3-976	*Quick Ship	
	LG CORNER GUARD (WM-204)				
	1-5/16 x 1-5/16 x R/L	LF	IM3-993	\$1.25	\$2.06
	1-5/6 x 1-5/16 x 8'	Each	IM3-994	\$9.74	\$10.54
	LG CORNER GUARD (WM-205)				
	1-1/8 x 1-1/8 x R/L	LF	IM3-936	\$1.09	\$1.88
	1-1/8 x 1-1/8 x 8'	Each	IM3-941	\$8.71	\$15.14
	SM CORNER GUARD (F651/ M-702/ WM-206)				
	3/4 x 3/4 x R/L	LF	IM3-937	\$0.52	\$1.33
	3/4 x 3/4 x 8'	Each	IM3-938	\$3.24	\$9.67
	CHAIR RAIL (WM-390)				
	11/16 x 2-5/8 x R/L	LF	IM3-954	\$1.61	\$2.41
	HANDRAIL (F901/ M-801/ WM-231)				
	1-7/16 x 1-5/8 x R/L	LF	IM3-987	\$2.66	\$5.00
	CLOSET POLE LVL (LWM-233)				
	1-1/4 Round x R/L	LF	IM3-939	\$1.14	\$2.84
	T ASTRAGAL - For 1-3/8 Doors (F324/ M-652)				
	1-1/4 x 2-1/16 x 7'	Each	IM3-913	\$19.36	\$29.25
	1-1/4 x 2-1/16 x 8'	Each	IM3-950	\$38.56	\$48.44
	T ASTRAGAL - For 1-3/4 Doors (F323/ M-652A)				
	1-1/4 x 2-3/8 x 7'	Each	IM3-914	\$28.46	\$38.34
	1-1/4 x 2-3/8 x 8'	Each	IM3-951	\$28.43	\$38.31
	HOOK MOULDING (WM-482)				
	1/2 x 2-1/2 x R/L	LF	IM3-953	*Quick Ship	
	1/2 x 2-1/2 x 8'	Each	IM3-952	*Quick Ship	

\*Quick Ship - Badger Three to Four Week Ship Program. Add One Week for Pre-finishing.

## PINE - PRIMED FINGER JOINTED MOULDINGS







See Our Wide Selection of Finish Options on Catalog Pages IM-U-2-3.

Profile	Size	UOM	Prod.#	Pricing Per UOM	
				Primed	Prefinished
The Items on this page come in the Specified Lengths noted. There is no upcharge when these lengths are ordered. 7' and 7'6" Lengths may be sent with up to a 10% head material unless otherwise specified.					
	COLONIAL CASING (356JF07)				
	11/16 x 2-1/4 X 7'	Each	IM3-242	\$5.32	\$9.14
	11/16 x 2-1/4 x 14'	Each	IM3-243	\$11.91	\$19.51
	Door Casing Sets				
	1/0 to 3/0 Doors - 1 Side	Set	IM3-240S1	\$13.29	\$22.85
	4/0 to 6/0 Doors - 1 Side	Set	IM3-240D1	\$15.95	\$27.42
	COLONIAL BASE (623J)				
	9/16 x 3-1/4 x 16'	Each	IM3-251	\$19.49	\$28.63
	HOOKSTRIP CASING (432J)				
	9/16 x 3-1/2 x 16'	Each	IM3-366	\$21.10	\$29.79
	HOOKSTRIP BASE (430J)				
	7/16 x 4-1/4 x 16'	Each	IM3-359	\$22.38	\$31.52
	ASTRAGAL FJ - For 1-3/8 Doors (1305T)				
	2" x 1-1/4" x 7'	Each	IM3-915	\$25.08	\$34.96
	RD EDGE PRIMED FJ SHOE (PINE) (ZZ128P)				
	7/16" x 3/4" x 16'	LF	IM3-372	\$0.63	\$1.43

\*Quick Ship - Badger Three to Four Week Ship Program. Add One Week for Pre-finishing.

# KNOTTY PINE MOULDINGS

See Our Wide Selection of Finish Options on Catalog Pages IM-U-2-3.

Profile	Size	UOM	Prod.#	Pricing Per UOM	
				Raw	Prefinished
Random length orders may receive and be billed for up to 10% overage. Specified lengths will be billed a 30% upcharge. 7' and 7'6" Lengths may be sent with up to a 10% head material unless otherwise specified.					
	COLONIAL CASING (F115/ MC-13)				
	1/2 x 2-1/4 x 7'	Each	IM31-212	*Quick Ship	
	Door Casing Sets				
	1/0 to 3/0 Doors - 1 Side	Set	IM31-210S1	*Quick Ship	
	4/0 to 6/0 Doors - 1 Side	Set	IM31-210D1	*Quick Ship	
	FLAT CASING				
	3/4 x 2-1/2 x 8'	Each	IM31-352	\$14.25	\$18.08
	Door Casing Sets				
	1/0 to 3/0 Drs - 1 Side	Set	IM31-352S1	\$35.61	\$45.17
	4/0 to 6/0 Drs - 1 Side	Set	IM31-352D1	\$42.74	\$54.21
	FLAT CASING				
	3/4 x 3-1/2 x 8'	Each	IM31-354	\$8.36	\$12.18
	Door Casing Sets				
	1/0 to 3/0 Drs - 1 Side	Set	IM31-354S1	\$20.89	\$30.44
	4/0 to 6/0 Drs - 1 Side	Set	IM31-354D1	\$25.08	\$36.54
	ADD FOR MITRED CASING SETS				
	Mitred & Bundled:		IDLCS001	\$4.43	Per Side
	Mitred & Assembled:		IDLCS002	\$7.96	Per Side
	Mitred & Applied:		IDLCS003	\$11.01	Per Side
	COLONIAL BASE (F219/ MB-3C)				
	3/8 x 2-3/4 x R/L	LF	IM31-204	*Quick Ship	
	FLAT BASE				
	5/8 x 3-1/2 x 8'	Each	IM31-200	\$12.16	\$16.78
	5/8 x 3-1/2 x 16'	Each	IM31-20016	\$35.98	\$45.24
	5/8 x 5-1/2 x 8'	Each	IM31-201	*Quick Ship	
	5/8 x 5-1/2 x 16'	Each	IM31-20116	\$34.85	\$44.10
	COLONIAL STOP (F306/ MS-7)				
	3/8 x 1-3/8 x 7'	Each	IM31-206	\$9.84	\$15.45
	Colonial Stop Set - 1/0 to 3/0	Set	IM31-207	\$24.59	\$38.63
	Colonial Stop Set - 4/0 to 6/0	Set	IM31-208	\$29.50	\$46.35

\*Quick Ship - Badger Three to Four Week Ship Program. Add One Week for Pre-finishing.





# KNOTTY ALDER MOULDINGS

**See Our Wide Selection of Finish Options on Catalog Pages IM-U-2-3.**

"Premium Frame" grade knotty alder allows for various knots and other rustic characteristics, which include open and closed knots and cracks which are not considered defects.

\*\* Maximum length on all Alder is 10'. \*\*

\*\*\* 16' finger-joint product is available at an upcharge. Allow 2 weeks for delivery. \*\*\*

Profile	Size	UOM	Prod.#	Pricing Per UOM	
				Raw	Prefinished
Random length orders may receive and be billed for up to 10% overage. Specified lengths will be billed a 30% upcharge. 7' and 7'6" Lengths may be sent with up to a 10% head material unless otherwise specified.					
	COLONIAL CASING (F134 / MC-40)				
	9/16 x 3-1/4 x R/L	LF	IM15-324	\$2.60	\$3.14
	9/16 x 3-1/4 x 8'	Each	IM15-326	\$23.95	\$28.32
	Door Casing Sets				
	1/0 to 3/0 Drs - 1 Side	Set	IM15-323S1	\$59.88	\$69.43
	4/0 to 6/0 Drs - 1 Side	Set	IM15-323D1	\$71.86	\$83.32
	COLONIAL CASING (F115 / MC-13)				
	1/2 x 2-1/4 x R/L	LF	IM15-211	\$1.22	\$1.76
	1/2 x 2-1/4 x 8'	Each	IM15-272	\$11.20	\$15.58
	Door Casing Sets				
	1/0 to 3/0 Drs - 1 Side	Set	IM15-210S1	\$28.00	\$37.56
	4/0 to 6/0 Drs - 1 Side	Set	IM15-210D1	\$33.62	\$45.08
	CONTEMPORARY HOOKSTRIP CASING (F157 / MC-5)				
	9/16 x 2-1/4 x R/L	LF	IM15-351	\$2.43	\$2.97
	9/16 x 2-1/4 x 8'	Each	IM15-353	\$19.83	\$24.20
	Door Casing Sets				
	1/0 to 3/0 Drs - 1 Side	Set	IM15-350S1	\$49.58	\$59.13
	4/0 to 6/0 Drs - 1 Side	Set	IM15-350D1	\$59.49	\$70.96
	CONTEMPORARY HOOKSTRIP CASING (MC-38)				
	9/16 x 3-1/4 x R/L	LF	IM15-355	\$3.72	\$4.26
	9/16 x 3-1/4 x 8'	Each	IM15-356	\$31.22	\$35.59
	Door Casing Sets				
	1/0 to 3/0 Drs - 1 Side	Set	IM15-354S1	\$78.05	\$87.61
	4/0 to 6/0 Drs - 1 Side	Set	IM15-354D1	\$93.66	\$105.13
	ADD FOR MITRED CASING SETS				
	Mitred & Bundled:		IDLCS001	\$4.43	Per Side
	Mitred & Assembled:		IDLCS002	\$7.96	Per Side
	Mitred & Applied:		IDLCS003	\$11.01	Per Side

\*Quick Ship - Badger Three to Four Week Ship Program. Add One Week for Pre-finishing.








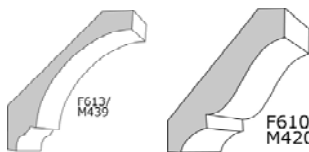

# KNOTTY ALDER MOULDINGS

**See Our Wide Selection of Finish Options on Catalog Pages IM-U-2-3.**

"Premium Frame" grade knotty alder allows for various knots and other rustic characteristics, which include open and closed knots and cracks which are not considered defects.

\*\* Maximum length on all Alder is 10'.








\*\*\* 16' finger-joint product is available at an upcharge. Allow 2 weeks for delivery. \*\*\*

Profile	Size	UOM	Prod.#	Pricing Per UOM	
				Raw	Prefinished
Random length orders may receive and be billed for up to 10% overage. Specified lengths will be billed a 30% upcharge. 7' and 7'6" Lengths may be sent with up to a 10% head material unless otherwise specified.					
	COLONIAL BASE (F225/ MB-50)				
	7/16 x 4-1/4 x R/L	LF	IM15-219	\$3.29	\$3.86
	COLONIAL BASE (F219/ MB-3C)				
	3/8 x 2-3/4 x R/L	LF	IM15-204	\$1.41	\$1.98
	CONTEMPORARY HOOKSTRIP BASE (F2363/ MB-21)				
	7/16 x 4-1/4 x R/L	LF	IM15-358	\$3.87	\$4.44
	SQUARE E2E STOP (F305/ MS-11)				
	3/8 x 1-1/4 x 8'	Each	IM15-115	\$6.70	\$13.12
	Square E2E Stop Set -1/0 to 3/0	Set	IM15-107	\$16.75	\$30.79
	Square E2E Stop Set - 4/0 to 6/0	Set	IM15-108	\$20.11	\$36.96
	COLONIAL STOP (F306/ MS-7)				
	3/8 x 1-1/4 x 8'	Each	IM15-271	\$6.70	\$7.50
	7/0 Col Stop Set - 1/0 to 3/0 Doors	Set	IM15-207	\$16.75	\$30.79
	7/0 Col Stop Set - 4/0 to 6/0 Doors	Set	IM15-208	\$20.11	\$36.96
	BASE SHOE (F200/ M-101)				
	1/2 x 3/4 x R/L	LF	IM15-900	\$0.79	\$1.59
	QUARTER ROUND (F661/ M-201)				
	3/4 x 3/4 x R/L	LF	IM15-912	*Quick Ship	
	CROWN MOULDING				
	(F610/ M420) 11/16 x 3-7/16 x R/L	LF	IM15-959	*Quick Ship	
	(F613/ M439) 1-1/16 x 5-3/8 x R/L	LF	IM15-902	*Quick Ship	
	T ASTRAGAL - For 1-3/8 Doors (F324/ M-652)				
	1-1/4 x 2 x 8'	Pc.	IM15-950	*Quick Ship	

\*Quick Ship - Badger Three to Four Week Ship Program. Add One Week for Pre-finishing.

# POPLAR MOULDINGS




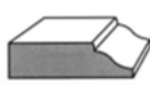







See Our Wide Selection of Finish Options on Catalog Pages IM-U-2-3.

Profile	Size	UOM	Prod.#	Pricing Per UOM	
				Raw	Prefinished
Random length orders may receive and be billed for up to 10% overage. Specified lengths will be billed a 30% upcharge.					
* * For Painted Product - To ensure a quality paint finish please add additional PF charge to product. * *					
	STD. ROUND COLONIAL CASING (F115/ MC-13)				
	1/2 x 2-1/4 x R/L	LF	IM7-211	\$1.05	\$1.59
	1/2 x 2-1/4 x 7'	Each	IM7-212	\$7.52	\$11.35
	Door Casing Sets				
	1/0 to 3/0 Drs - 1 Side	Set	IM7-210S1	\$18.79	\$28.35
	4/0 to 6/0 Drs - 1 Side	Set	IM7-210D1	\$22.56	\$34.03
	STD. SQUARE COLONIAL CASING (F118/ MC-2A)				
	1/2 x 2-1/4 x R/L	LF	IM7-201	\$1.10	\$1.64
	1/2 x 2-1/4 x 7'	Each	IM7-202	\$7.52	\$11.35
	Door Casing Sets				
	1/0 to 3/0 Drs - 1 Side	Set	IM7-200S1	\$18.79	\$28.35
	4/0 to 6/0 Drs - 1 Side	Set	IM7-200D1	\$22.56	\$34.03
	COLONIAL CASING (MC-71)				
	9/16 x 2-3/4 x 7'3"	Each	IM7-213	\$17.61	\$21.43
	Door Casing Sets				
	1/0 to 3/0 Doors - 1 Side	Set	IM7-213S1	\$44.03	\$53.58
	4/0 to 6/0 Doors - 1 Side	Set	IM7-213D1	\$52.84	\$64.30
	COLONIAL CASING (F134/ MC-40)				
	9/16 x 3-1/4 x R/L	LF	IM7-324	\$2.13	\$2.67
	9/16 x 3-1/4 x 7'6	Each	IM7-325	\$15.41	\$19.24
	Door Casing Sets				
	1/0 to 3/0 Drs - 1 Side	Set	IM7-323S1	\$38.53	\$48.08
	4/0 to 6/0 Drs - 1 Side	Set	IM7-323D1	\$46.22	\$57.69
	FLAT/HOOKSTRIP CASING (F157/ MC-5)				
	9/16 x 2-1/4 x R/L	LF	IM7-381	\$1.52	\$2.06
	9/16 x 2-1/4 x 7'	Each	IM7-382	\$13.24	\$17.06
	Door Casing Sets				
	1/0 to 3/0 Drs - 1 Side	Set	IM7-380S1	\$33.10	\$42.65
	4/0 to 6/0 Drs - 1 Side	Set	IM7-380D1	\$39.71	\$51.18
	FLAT/HOOKSTRIP CASING (MC-38)				
	9/16 x 3-1/4 x R/L	LF	IM7-385	\$2.91	\$3.46
	9/16 x 3-1/4 x 7'6	Each	IM7-386	\$24.58	\$28.67
	Door Casing Sets				
	1/0 to 3/0 Drs - 1 Side	Set	IM7-384S1	\$61.45	\$71.00
	4/0 to 6/0 Drs - 1 Side	Set	IM7-384D1	\$73.73	\$85.19
	BACKBAND CASING (MC-1613)				
	9/16 x 3-1/4 x R/L	LF	IM7-383	\$2.76	\$3.30
	9/16 x 3-1/4 x 7'6	Each	IM7-384	\$23.52	\$27.62
	Door Casing Sets				
	1/0 to 3/0 Drs - 1 Side	Set	IM7-385S1	\$58.81	\$68.36
	4/0 to 6/0 Drs - 1 Side	Set	IM7-385D1	\$70.57	\$82.04
	ADD FOR MITRED CASING SETS				
	Mitred & Bundled: IDLCS001			\$4.43	Per Side
	Mitred & Assembled: IDLCS002			\$7.96	Per Side
	Mitred & Applied: IDLCS003			\$11.01	Per Side

\*Quick Ship - Badger Three to Four Week Ship Program. Add One Week for Pre-finishing.

# POPLAR MOULDINGS

See Our Wide Selection of Finish Options on Catalog Pages IM-U-2-3.





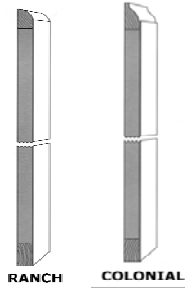
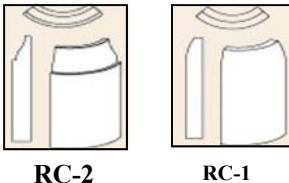

Profile	Size	UOM	Prod.#	Pricing Per UOM	
				Raw	Prefinished
Random length orders may receive and be billed for up to 10% overage. Specified lengths will be billed a 30% upcharge. 7' and 7'6" Lengths may be sent with up to a 10% head material unless otherwise specified.					
* * For Painted Product - To ensure a quality paint finish please add additional PF charge to product. * *					
	COLONIAL BASE (F219/ MB-3C)				
	3/8 x 2-3/4 x R/L	LF	IM7-204	\$1.24	\$1.81
	COLONIAL BASE (F225/ MB-50)				
	7/16 x 4-1/4 x R/L	LF	IM7-219	\$2.85	\$3.43
	COLONIAL BASE (F2046/ MB-42)				
	1/2 x 4-1/4 x R/L	LF	IM7-389	\$3.16	\$3.73
	COLONIAL BASE				
	(F217/ MB-5C) 3/8 x 3-1/4 x R/L	LF	IM7-233	\$1.47	\$2.04
	FLAT BASE				
	(F238/ MB-20) 7/16 x 3-1/4 x R/L	LF	IM7-387	\$1.87	\$2.44
	(MB-21) 7/16 x 4-1/4 x R/L	LF	IM7-388	\$2.78	\$3.36
	BASE CAP				
	(F240B/ M-510) 11/16 x 1-3/8 x RL	LF	IM7-965	\$1.77	\$3.11
	COLONIAL STOP (F306/ MS-7)				
	3/8 x 1-1/4 x R/L	LF	IM7-205	\$0.62	\$1.43
	3/8 x 1-1/4 x 7'	Each	IM7-206	\$4.20	\$9.81
	Colonial Stop Set - 1/0 to 3/0	Set	IM7-207	\$10.50	\$24.53
	Colonial Stop Set - 4/0 to 6/0	Set	IM7-208	\$12.58	\$29.43
	SQUARE E2E STOP (F305/ MS-11)				
	3/8 x 1-1/4 x R/L	LF	IM7-105	\$0.62	\$1.43
	3/8 x 1-1/4 x 7'	Each	IM7-106	\$4.20	\$9.81
	Square E2E Stop Set - 1/0 to 3/0	Set	IM7-107	\$10.50	\$24.53
	Square E2E Stop Set - 4/0 to 6/0	Set	IM7-108	\$12.58	\$29.43
	WALL POCKET STOP (FF330A/ MS-4)				
	1/2 x 1-1/2 x 7'	Each	IM7-975	\$14.44	\$20.05
	SHOE (F200/ M-101)				
	7/16 x 3/4 x R/L	LF	IM7-900	\$0.63	\$1.43
	RD EDGE CRAFTSMAN SHOE				
	7/16 x 3/4 x R/L	LF	IM7-901	\$0.63	\$1.43

\*Quick Ship - Badger Three to Four Week Ship Program. Add One Week for Pre-finishing.



# POPLAR MOULDINGS






See Our Wide Selection of Finish Options on Catalog Pages IM-U-2-3.

Profile	Size	UOM	Prod.#	Pricing Per UOM	
				Raw	Prefinished
Random length orders may receive and be billed for up to 10% overage. Specified lengths will be billed a 30% upcharge. 7' and 7'6" Lengths may be sent with up to a 10% head material unless otherwise specified.					
* * For Painted Product - To ensure a quality paint finish please add additional PF charge to product. * *					
	QUARTER ROUND (F661 / M-201)				
	3/4 x 3/4 x R/L	LF	IM7-912	\$0.92	\$1.71
	COVE (F601 / M-301)				
	3/4 x 3/4 x R/L	LF	IM7-907	\$0.92	\$1.71
	CROWN MOULDING				
	(F610/ M-420) 11 / 16 x 3-7/16 x R/L	LF	IM7-959	\$3.83	\$5.17
	ROUND HANDRAIL				
	(F901/ M-801) 1-5/8 x 1-3/4 x R/L	LF	IM7-911	\$5.47	\$7.81
	(F901L/ M801) 1-5/8 x 1-3/4 x 18'	Each	IM7-983	\$143.84	\$186.00
	MANTEL MOULDING (F746)				
	7/16 x 1-1/8 x R/L	LF	IM7-997	\$1.35	\$2.16
	COLONIAL VENEERED SKIRTBOARD (MV-846)				
	7/16 x 9-1/4-16'	Each	IM7-922	\$122.08	\$159.58
	7/16 x 9-1/4-18'	Each	IM7-982	\$136.98	\$179.16
	RANCH VENEERED SKIRTBOARD (MV-845)				
	7/16 x 9-1/4-16'	Each	IM7-924	\$122.08	\$159.58
	7/16 x 9-1/4-18'	Each	IM7-981	\$136.98	\$179.16
	ROUND BASE CORNERS				
	(RC2 Colonial) 3/8 X 2-3/4	Each	IM7-937	*Quick Ship	
	(RC2 Colonial) 3/8 X 3-1/4	Each	IM7-957	*Quick Ship	
	(RC2 Colonial) 7/16 X 4-1/4	Each	IM7-958	*Quick Ship	
	(RC1-Ranch) 3/8 X 2-3/4	Each	IM7-938	*Quick Ship	
	T ASTRAGAL - For 1-3/8 Doors (F324)				
	1-1/4 x 2 x 8'	Each	IM7-950	\$47.68	\$57.56

\*Quick Ship - Badger Three to Four Week Ship Program. Add One Week for Pre-finishing.

# POPLAR - PRIMED FINGER JOINTED MOULDINGS








See Our Wide Selection of Finish Options on Catalog Pages IM-U-2-3.

Profile	Size	UOM	Prod.#	Pricing Per UOM	
				Raw	Prefinished
Random length orders may receive and be billed for up to 10% overage. Specified lengths will be billed a 30% upcharge. 7' and 7'6" Lengths may be sent with up to a 10% head material unless otherwise specified.					
	COLONIAL CASING (MC-356HP)				
	9/16 x 2-1/4 x 7'	Each	IM7-242	\$6.52	\$10.35
	9/16 x 2-1/4 x R/L	LF	IM7-244	\$0.92	\$1.47
	Door Casing Sets				
	1/0 to 3/0 Doors - 1 Side	Set	IM7-240S1	\$16.31	\$25.86
	4/0 to 6/0 Doors - 1 Side	Set	IM7-240D1	\$19.56	\$31.03
	COLONIAL CASING (PMC-131)				
	11/16 x 3-1/4 x 7'6	Each	IM7-261	\$14.18	\$18.28
	11/16 x 3-1/4 x R/L	LF	IM7-263	\$1.89	\$2.43
	Door Casing Sets				
	1/0 to 3/0 Doors - 1 Side	Set	IM7-260S1	\$35.46	\$49.49
	4/0 to 6/0 Doors - 1 Side	Set	IM7-260D1	\$42.55	\$54.02
	HOOKSTRIP CASING (PMC-5)				
	9/16 x 2-1/4 x 7'	Each	IM7-349	\$11.93	\$15.77
	9/16 x 2-1/4 x R/L	LF	IM7-351	\$1.62	\$2.17
	Door Casing Sets				
	1/0 to 3/0 Doors - 1 Side	Set	IM7-350S1	\$29.83	\$39.38
	4/0 to 6/0 Doors - 1 Side	Set	IM7-350D1	\$35.80	\$47.27
	HOOKSTRIP CASING (PMC-38)				
	9/16 x 3-1/4 x 7'6	Each	IM7-360	\$15.87	\$19.96
	9/16 x 3-1/4 x R/L	LF	IM7-365	\$2.11	\$2.66
	Door Casing Sets				
	1/0 to 3/0 Doors - 1 Side	Set	IM7-354S1	\$39.67	\$49.22
	4/0 to 6/0 Doors - 1 Side	Set	IM7-354D1	\$47.60	\$59.06
	BACKBAND CASING (PMC-1613)				
	9/16 x 3-1/4 x R/L	LF	IM7-370	\$2.01	\$2.54
	9/16 x 3-1/4 x 7'6	Each	IM7-371	\$15.12	\$19.22
	Door Casing Sets				
	1/0 to 3/0 Doors - 1 Side	Set	IM7-371S1	\$37.80	\$47.35
	4/0 to 6/0 Doors - 1 Side	Set	IM7-371D1	\$45.37	\$56.83
	ADD FOR MITRED CASING SETS				
	Available Mitred & Bundled Only:		IDLCS001	\$4.43	Per Side
	COLONIAL BASE				
	7/16 x 3-1/4 x R/L (PMB-226)	LF	IM7-250	\$1.73	\$2.30
	7/16 x 4-1/4 x R/L (PMB-225)	LF	IM7-280	\$1.98	\$2.56
	HOOKSTRIP BASE				
	7/16 x 3-1/4 x R/L (PMB-20)	LF	IM7-364	\$2.08	\$2.66
	7/16 x 4-1/4 x R/L (PMB-21)	LF	IM7-358	\$2.08	\$2.66

\*Quick Ship - Badger Three to Four Week Ship Program. Add One Week for Pre-finishing.

# POPLAR - PRIMED FINGER JOINTED MOULDINGS

See Our Wide Selection of Finish Options on Catalog Pages IM-U-2-3.

Profile	Size	UOM	Prod.#	Pricing Per UOM	
				Raw	Prefinished
Random length orders may receive and be billed for up to 10% overage. Specified lengths will be billed a 30% upcharge. 7' and 7'6" Lengths may be sent with up to a 10% head material unless otherwise specified.					
	SPEED BASE				
	7/16 x 4-1/4 x R/L (PMB-279)	LF	IM7-286	\$1.98	\$2.56
	9/16 x 5-1/4 x R/L (PMB-280)	LF	IM7-259	\$2.89	\$3.46
	COLONIAL STOP (F306/ MS-7/ GO412)				
	3/8 x 1-1/4 x 7'	Each	IM7-255	\$4.41	\$10.02
	3/8 x 1-1/4 x R/L	LF	IM7-256	\$0.77	\$1.57
	Colonial Stop Set - 1/0 to 3/0	Set	IM7-257	\$11.04	\$25.08
	Colonial Stop Set - 4/0 to 6/0	Set	IM7-258	\$13.24	\$30.09
	SQUARE E2E STOP (F305/ MS-11)				
	3/8 x 1-1/4 x 7'	Each	IM7-281	\$4.41	\$10.02
	3/8 x 1-1/4 x R/L	LF	IM7-282	\$0.77	\$1.57
	Square E2E Stop Set - 1/0 to 3/0 Door	Set	IM7-283	\$11.04	\$25.08
	Square E2E Stop Set - 4/0 to 6/0 Door	Set	IM7-284	\$13.24	\$30.09
	SHOE (F200/ PM-101/ GO21)				
	1/2 x 3/4 x R/L	LF	IM7-945	\$0.67	\$1.47
	RD EDGE PRIMED FJ SHOE (PINE) (ZZ128P)				
	7/16" x 3/4" x 16'	LF	IM3-372	\$0.63	\$1.43
	COVE (F601/ PM-301)				
	3/4 x 3/4 x R/L	LF	IM7-966	\$0.97	\$1.77
	CROWN (M-669)				
	9/16 x 4-1/4 x R/L	LF	IM7-946	\$2.29	\$3.63

\*Quick Ship - Badger Three to Four Week Ship Program. Add One Week for Pre-finishing.

# HICKORY MOULDINGS










See Our Wide Selection of Finish Options on Catalog Pages IM-U-2-3.

Profile	Size	UOM	Prod.#	Pricing Per UOM	
				Raw	Prefinished
Random length orders may receive and be billed for up to 10% overage. Specified lengths will be billed a 30% upcharge. 7' and 7'6" Lengths may be sent with up to a 10% head material unless otherwise specified.					
	COLONIAL CASING (F111/ MC-2)				
	9/16 x 2-1/4 x R/L	LF	IM10-236	*Quick Ship	
	9/16 x 2-1/4 x 7'	Each	IM10-237	*Quick Ship	
	Door Casing Sets				
	1/0 to 3/0 Drs - 1 Side	Set	IM10-235S1	*Quick Ship	
	4/0 to 6/0 Drs - 1 Side	Set	IM10-235D1	*Quick Ship	
	STD. ROUND COLONIAL CASING (F115/ MC-13)				
	1/2 x 2-1/4 x R/L	LF	IM10-211	\$1.54	\$2.08
	1/2 x 2-1/4 x 7'	Each	IM10-212	\$13.25	\$17.08
	Door Casing Sets				
	1/0 to 3/0 Drs - 1 Side	Set	IM10-210S1	\$33.13	\$42.68
	4/0 to 6/0 Drs - 1 Side	Set	IM10-210D1	\$39.76	\$51.22
	STD. SQUARE COLONIAL CASING (F118/ MC-2A)				
	1/2 x 2-1/4 x R/L	LF	IM10-201	*Quick Ship	
	1/2 x 2-1/4 x 7'	Each	IM10-202	*Quick Ship	
	Door Casing Sets				
	1/0 to 3/0 Drs - 1 Side	Set	IM10-200S1	*Quick Ship	
	4/0 to 6/0 Drs - 1 Side	Set	IM10-200D1	*Quick Ship	
	COLONIAL CASING (F134/ MC-40)				
	9/16 x 3-1/4 x R/L	LF	IM10-324	*Quick Ship	
	9/16 x 3-1/4 x 7'6	Each	IM10-325	*Quick Ship	
	Door Casing Sets				
	1/0 to 3/0 Drs - 1 Side	Set	IM10-323S1	*Quick Ship	
	4/0 to 6/0 Drs - 1 Side	Set	IM10-323D1	*Quick Ship	
	RANCH CASING (F113/ MC-8)				
	1/2 x 2-1/4 x R/L	LF	IM10-101	*Quick Ship	
	1/2 x 2-1/4 x 7'	Each	IM10-102	*Quick Ship	
	Door Casing Sets				
	1/0 to 3/0 Drs - 1 Side	Set	IM10-100S1	*Quick Ship	
	4/0 to 6/0 Drs - 1 Side	Set	IM10-100D1	*Quick Ship	
	FLAT CASING (F157/ MC-5)				
	9/16 x 2-1/4 x R/L	LF	IM10-351	\$3.54	\$4.08
	9/16 x 2-1/4 x 7'	Each	IM10-352	\$28.71	\$32.54
	Door Casing Sets				
	1/0 to 3/0 Drs - 1 Side	Set	IM10-350S1	\$71.79	\$81.34
	4/0 to 6/0 Drs - 1 Side	Set	IM10-350D1	\$86.14	\$97.60
	ADD FOR MITRED CASING SETS				
	Mitred & Bundled: IDLCS001			\$4.43	Per Side
	Mitred & Assembled: IDLCS002			\$7.96	Per Side
	Mitred & Applied: IDLCS003			\$11.01	Per Side

\*Quick Ship - Badger Three to Four Week Ship Program. Add One Week for Pre-finishing.

# HICKORY MOULDINGS








See Our Wide Selection of Finish Options on Catalog Pages IM-U-2-3.

Profile	Size	UOM	Prod.#	Pricing Per UOM	
				Raw	Prefinished
Random length orders may receive and be billed for up to 10% overage. Specified lengths will be billed a 30% upcharge. 7' and 7'6" Lengths may be sent with up to a 10% head material unless otherwise specified.					
	RANCH BASE (F206 /MB-3)				
	3/8 x 2-3/4 x R/L	LF	IM10-104	*Quick Ship	
	COLONIAL BASE (F219/ MB-3C)				
	3/8 x 2-3/4 x R/L	LF	IM10-204	\$1.83	\$2.40
	COLONIAL BASE (F225/ MB-50) Solid Hickory				
	7/16 x 4-1/4 x R/L	LF	IM10-219	*Quick Ship	
	FLAT BASE (F238/ MB-20)				
	7/16 x 3-1/4 x R/L	LF	IM10-238	\$3.89	\$4.46
	SQUARE E2E STOP (F305/ MS-11)				
	3/8 x 1-1/4 x R/L	LF	IM10-105	\$1.50	\$2.30
	3/8 x 1-1/4 x 7'	Each	IM10-106	\$8.40	\$14.01
	Square E2E Stop Set - 1/0 to 3/0	Set	IM10-107	\$20.99	\$35.03
	Square E2E Stop Set - 4/0 to 6/0	Set	IM10-108	\$25.19	\$42.04
	COLONIAL STOP (F306/ MS-7)				
	3/8 x 1-1/4 x R/L	LF	IM10-205	*Quick Ship	
	3/8 x 1-1/4 x 7'	Each	IM10-206	\$8.84	\$14.45
	Colonial Stop Set - 1/0 to 3/0	Set	IM10-207	\$22.09	\$36.13
	Colonial Stop Set - 4/0 to 6/0	Set	IM10-208	\$26.50	\$43.35
	SHOE (F200/ M-101)				
	7/16 x 3/4 x R/L	LF	IM10-900	\$0.94	\$1.74
	COVE (F601/ M-301)				
	3/4 x 3/4 x R/L	LF	IM10-907	\$1.57	\$2.37
	T ASTRAGAL - For 1-3/8 Doors (F324/ M-652)				
	1-1/4 x 2-1/16 x 7'	Each	IM10-913	\$75.23	\$85.11
	1-1/4 x 2-1/16 x 8'	Each	IM10-950	*Quick Ship	

\*Quick Ship - Badger Three to Four Week Ship Program. Add One Week for Pre-finishing.

# CHERRY MOULDINGS




See Our Wide Selection of Finish Options on Catalog Pages IM-U-2-3.

Profile	Size	UOM	Prod.#	Pricing Per UOM	
				Raw	Prefinished
Random length orders may receive and be billed for up to 10% overage. Specified lengths will be billed a 30% upcharge. 7' and 7'6" Lengths may be sent with up to a 10% head material unless otherwise specified.					
	STD. SQUARE COLONIAL CASING (F118/ MC-2A)				
	1/2 x 2-1/4 x R/L	LF	IM5-201	*Quick Ship	
	1/2 x 2-1/4 x 7'	Each	IM5-202	*Quick Ship	
	Door Casing Sets				
	1/0 to 3/0 Drs - 1 Side	Set	IM5-200S1	*Quick Ship	
	4/0 to 6/0 Drs - 1 Side	Set	IM5-200D1	*Quick Ship	
	STD. ROUND COLONIAL CASING (F132/ MC-39)				
	11/16 x 3-1/4 x R/L	LF	IM5-221	*Quick Ship	
	11/16 x 3-1/4 x 7'6	Each	IM5-240	*Quick Ship	
	Door Casing Sets				
	1/0 to 3/0 Drs - 1 Side	Set	IM5-220S1	*Quick Ship	
	ADD FOR MITRED CASING SETS				
	Mitred & Bundled:		IDLCS001	\$4.43	Per Side
	Mitred & Assembled:		IDLCS002	\$7.96	Per Side
	Mitred & Applied:		IDLCS003	\$11.01	Per Side
	COLONIAL BASE (F219/ MB-3C)				
	3/8 x 2-3/4 x R/L	LF	IM5-204	*Quick Ship	
	COLONIAL BASE (F2800)				
	9/16 x 5-1/4 x R/L	LF	IM5-241	*Quick Ship	
	SQUARE E2E STOP (F305/ MS-11)				
	3/8 x 1-1/4 x R/L	LF	IM5-105	\$1.61	\$2.41
	3/8 x 1-1/4 x 7'	Each	IM5-106	\$11.26	\$16.88
	Square E2E Stop Set - 1/0 to 3/0	Set	IM5-107	\$28.16	\$42.20
	Square E2E Stop Set - 4/0 to 6/0	Set	IM5-108	\$33.79	\$50.64
	COLONIAL STOP (F306/ MS-7)				
	3/8 x 1-1/4 x R/L	LF	IM5-205	\$1.52	\$2.33
	3/8 x 1-1/4 x 7'	Each	IM5-206	\$12.32	\$17.94
	Colonial Stop Set - 1/0 to 3/0	Set	IM5-207	\$30.80	\$44.84
	Colonial Stop Set - 4/0 to 6/0	Set	IM5-208	\$36.97	\$53.82

\*Quick Ship - Badger Three to Four Week Ship Program. Add One Week for Pre-finishing.

# LAUAN MOULDINGS












See Our Wide Selection of Finish Options on Catalog Pages IM-U-2-3.

Profile	Size	UOM	Prod.#	Pricing Per UOM	
				Raw	Prefinished
Random length orders may receive and be billed for up to 10% overage. Specified lengths will be billed a 30% upcharge. 7' and 7'6" Lengths may be sent with up to a 10% head material unless otherwise specified.					
	RANCH CASING				
	1/2 x 2 x 7'	Each	IM6-102	\$9.12	\$12.94
	Door Casing Sets				
	1/0 to 3/0 Drs - 1 Side	Set	IM6-100S1	\$22.79	\$32.34
	4/0 to 6/0 Drs - 1 Side	Set	IM6-100D1	\$27.35	\$38.81
	ADD FOR MITRED CASING SETS				
	Mitred & Bundled: IDLCS001			\$4.43	Per Side
	Mitred & Assembled: IDLCS002			\$7.96	Per Side
	Mitred & Applied: IDLCS003			\$11.01	Per Side
	RANCH BASE				
	3/8 x 2-3/4 x 12	LF	IM6-10412	\$20.31	\$27.16
	SQUARE E2E STOP				
	3/8 x 1-1/4 x 7'	Each	IM6-106	\$5.14	\$10.75
	Square E2E Stop Set - 1/0 to 3/0	Set	IM6-107	\$12.85	\$26.89
	Square E2E Stop Set - 4/0 to 6/0	Set	IM6-108	\$15.42	\$32.27

\*Quick Ship - Badger Three to Four Week Ship Program. Add One Week for Pre-finishing.

# MDF - FACTORY PRIMED MOULDINGS

See Our Wide Selection of Finish Options on Catalog Pages IM-U-2-3.




Profile	Size	UOM	Prod.#	Pricing Per UOM	
				Raw	Prefinished
Random length orders may receive and be billed for up to 10% overage. Specified lengths will be billed a 30% upcharge.					
	COLONIAL CASING (366M)				
	5/8 x 2-1/4 x 7'	Each	IM9-302	\$4.64	\$8.47
	5/8 x 2-1/4 x 14'	Each	IM9-319	\$10.66	\$18.25
	Door Casing Sets				
	1/0 to 3/0 Doors - 1 Side	Set	IM9-300S1	\$11.61	\$21.16
	COLONIAL CASING (444LM)				
	5/8 x 3-1/4 x 16'	Each	IM9-311	\$16.53	\$25.26
	Door Casing Sets				
	1/0 to 3/0 Doors - 1 Side	Set	IM9-310S1	\$20.66	\$30.22
	4/0 to 6/0 Doors - 1 Side	Set	IM9-310D1	\$24.79	\$36.26
	ROUND EDGE CASING - 2-1/4"				
	19/32 x 2-1/4 x 15'	Each	IM9-473	\$8.48	\$17.22
	Door Casing Sets				
	1/0 to 3/0 Doors - 1 Side	Set	IM9-473S1	\$10.60	\$20.15
	4/0 to 6/0 Doors - 1 Side	Set	IM9-473D1	\$12.71	\$24.18
	ROUND EDGE CASING - 3-1/2"				
	19/32 x 3-1/2 x 16'	Each	IM9-412	\$13.77	\$22.51
	Door Casing Sets				
	1/0 to 3/0 Doors - 1 Side	Set	IM9-412S1	\$17.21	\$26.76
	4/0 to 6/0 Doors - 1 Side	Set	IM9-412D1	\$20.65	\$32.12
	BACKBAND CASING - 3-1/4"				
	11/16" x 3-1/4" x 16'	Each	IM9-683	\$16.15	\$24.89
	Door Casing Sets				
	1/0 to 3/0 Doors - 1 Side	Set	IM9-683S1	\$20.19	\$29.75
	4/0 to 6/0 Doors - 1 Side	Set	IM9-683D1	\$24.22	\$35.69
ADD FOR MITRED CASING SETS					
Available Mitred & Bundled Only:			IDLCS001	\$4.43	Per Side
	COLONIAL BASE (623M)				
	9/16 x 3-1/4 x 16'	Each	IM9-304	\$13.67	\$22.92
	ROUND EDGE BASE				
	1/2 x 3-1/4 x 16'	Each	IM9-433	\$10.49	\$19.73
	1/2 x 4-1/4 x 16'	Each	IM9-414	\$12.98	\$22.23
	1/2 x 5-1/2 x 16'	Each	IM9-512	\$17.00	\$26.26
	SPEED BASE				
	9/16 x 4-1/4 x 16' (20136-CBM)	Each	IM9-341	\$17.68	\$26.93
	9/16 x 5-1/4 x 16' (163E)	Each	IM9-305	\$21.87	\$31.12
	COLONIAL STOP (937MF)				
	3/8 x 1-1/4 x 7'	Each	IM9-306	\$2.84	\$8.45
	Colonial Stop Set - 1/0 to 3/0 Door	Set	IM9-307	\$7.11	\$21.15
	Colonial Stop Set - 4/0 to 6/0 Door	Set	IM9-308	\$8.54	\$25.39
	SQUARE E2E STOP				
	3/8 x 1-1/4 x 7'6	Each	IM9-326	\$2.84	\$8.45
	Square E2E Stop Set - 1/0 to 3/0 Door	Set	IM9-327	\$7.11	\$21.15
	Square E2E Stop Set - 4/0 to 6/0 Door	Set	IM9-328	\$8.54	\$25.39
	CROWN (48LM)				
	5/8 x 4-1/4 x 16'	Pc.	IM9-901	\$19.33	\$40.91

\*Quick Ship - Badger Three to Four Week Ship Program. Add One Week for Pre-finishing.



# CHESAPEAKE OAK MOULDINGS

See Our Wide Selection of Finish Options on Catalog Pages IM-U-2-3.

Profile	Size	UOM	Prod.#	Pricing Per UOM
				Raw
Random length orders may receive and be billed for up to 10% overage. Specified lengths will be billed a 30% upcharge. 7' and 7'6" Lengths may be sent with up to a 10% head material unless otherwise specified.				
	COLONIAL CASING			
	1/2 x 2-1/4 x R/L	LF	IM83-211	\$1.07
	1/2 x 2-1/4 x 7'	Each	IM83-212	\$7.83
	Door Casing Sets			
	1/0 to 3/0 Drs - 1 Side	Set	IM83-210S1	\$19.56
	4/0 to 6/0 Drs - 1 Side	Set	IM83-210D1	\$23.48
	ADD FOR MITRED CASING SETS			Per Side
	Mitred & Bundled: IDLCS001		\$4.43	
	Mitred & Assembled: IDLCS002		\$7.96	
	Mitred & Applied: IDLCS003		\$11.01	
	COLONIAL BASE			
	3/8 x 2-3/4 x R/L	LF	IM83-204	\$1.28
	COLONIAL STOP			
	3/8 x 1-1/4 x 7'	Each	IM83-206	\$4.77
	Colonial Stop Set - 1/0 to 3/0	Set	IM83-207	\$11.94
	Colonial Stop Set - 4/0 to 6/0	Set	IM83-208	\$14.32
	S4S E4E BOARDS			
	1 x 4 x 14	Each	IM83-10414	\$37.34
	1 x 6 x 14	Each	IM83-10614	\$58.19
	1 x 8 x 14	Each	IM83-10814	\$78.01
	1 x 10 x 16	Each	IM83-11016	\$131.81

\*Quick Ship - Badger Three to Four Week Ship Program. Add One Week for Pre-finishing.

# **S4S BOARDS & PLYWOOD**



**Prices and specifications are subject to change without notice.**



S4S OAK BOARDS (6' to 16')												
Length	Finish	1 x 4	Per LF	1 x 6	Per LF	1 x 8	Per LF	1 x 10	Per LF	1 x 12	Per LF	
R/L	Raw	OB104RL	\$3.03	OB106RL	\$4.80	OB108RL	\$6.20	OB110RL	\$8.31	OB112RL	\$10.62	
S4S MAPLE BOARDS (6' to 16')												
Length	Finish	1 x 4	Per LF	1 x 6	Per LF	1 x 8	Per LF	1 x 10	Per LF			
R/L	Raw	MB104RL	\$3.48	MB106RL	\$5.67	MB108RL	\$7.75	MB110RL	\$10.17			
S4S POPLAR BOARDS (6' to 16')												
Length	Finish	1 x 4	Per LF	1 x 6	Per LF	1 x 8	Per LF	1 x 10	Per LF	1 x 12	Per LF	
R/L	Raw	POPB104RL	\$1.81	POPB106RL	\$2.77	POPB108RL	\$3.97	POPB110RL	\$5.44	POPB112RL	\$7.01	
<b>** 1 x 12 x 16' all species - mill option glued for width</b>												
S4S PRIMED POPLAR BOARDS												
This is a finger joint product primarily available in 16' lengths.												
Length	Finish	1 x 4	Per LF	1 x 6	Per LF	1 x 8	Per LF	1 x 10	Per LF	1 x 12	Per LF	
R/L	Raw	PPOPB104RL	\$2.34	PPOPB106RL	\$3.78	PPOPB108RL	\$5.13	PPOPB110RL	\$7.68	PPOPB112RL	\$9.11	
See Prefinish Add-On's in Section U												
VENEERED BOARDS												
Species				Length		Finish	1 x 10		Per Each		1 x 12 Per Each	
Oak Veneered				16'		Raw	VOB11016		\$167.90		VOB11216 \$179.70	
Maple Veneered				16'		Raw	VMB11016		\$172.33		VMB11216 \$182.40	
				18'			VMB11018		\$253.06		---	
Poplar Veneered				16'		Raw	VPB11016		\$149.08		VPB11216 \$182.40	
MDF BOARDS												
Size				Length		Finish				Prod. # Per Each		
1" x 4'				16'		Raw				MDFB10416 \$17.92		
1" x 6'				16'		Raw				MDFB10616 \$24.65		
1" x 8'				16'		Raw				MDFB10816 \$34.94		
OAK PLYWOOD												
Size				Finish		Description				Prod. #		Call For Pricing
1/4" x 4' x 8'				Raw		A3 Red Oak -- 3 Ply				OA314		
1/2" x 4' x 8'				Raw		A2 Red Oak -- 5 Ply				OA212		
3/4" x 4' x 8'				Raw		A2 Red Oak -- 7 Ply				OA234		
CAR SIDING - PINE - #2 COMMON PATTERN #116 FLATBACK												
Size		Finish		Prod. #		Size		Finish		Prod. #		Call For Pricing
1" x 8" x 6'		Raw		CS210806		1" x 8" x 8'		Raw		CS210808		
1" x 8" x 10'		Raw		CS210810		1" x 8" x 12'		Raw		CS210812		
1" x 8" x 14'		Raw		CS210814		1" x 8" x 16'		Raw		CS210816		
CAR SIDING END MATCH - PINE - #2 PATTERN #116/WP4												
Size		Finish		Prod. #		Size		Finish		Prod. #		Call For Pricing
1" x 8" x 8'		Raw		CSEM10808		1" x 8" x 10'		Raw		CSEM10810		
1" x 8" x 12'		Raw		CSEM10812		1" x 8" x 14'		Raw		CSEM10814		
1" x 8" x 16'		Raw		CSEM10816		---						
RIP, CUT AND ROUTE BOARD CHARGES												
Description			Per UOM				Description		Prod #		Per UOM	
Cut or rip to specified width.			IDLRIP		\$12.47 /Each		ROUT: 2 Sides		IDLROUTLF-2		\$3.26 /LF	
Cut to specified length.			IDLCUT		\$13.11 /Each		ROUT: 1 End		IDLROUT-3		\$16.36 /Each	
ROUT: 1 Side			IDLROUTLF-1		\$1.66 /LF		ROUT: 2 Ends		IDLROUT-4		\$32.79 /Each	
See Prefinish Add-On's in Section U												
Call For available lengths in stock.												
Call Badger's Interior Millwork Office for Current Pricing!!!												

# WOOD INTERIOR STAIR PARTS

<u>Description</u>	<u>Page</u>
Oak Stair Parts	IM-R-2-8
Maple Stair Parts	IM-R-9-13
Primed Stair Parts	IM-R-14
Poplar Stair Parts	IM-R-15-16

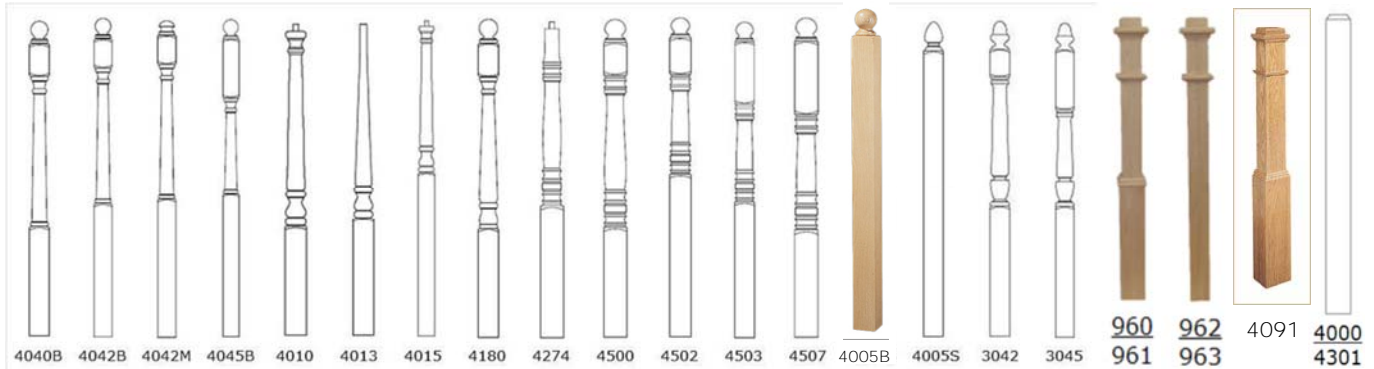


Prices and specifications are subject to change without notice.



# OAK NEWELS

See Our Wide Selection of Finish Options on Catalog Pages IM-U-2-3.



Mfg. #	Size	Base	UOM	Prod.#	Raw	Pref
OAK Colonial						
4040B	3" x 48" - Starting		Ea.	ST1-1000	\$87.28	\$118.25
4045B	3" x 59" - Landing		Ea.	ST1-1001	\$114.67	\$145.64
4042M	3" x 54" - Starting		Ea.	ST1-1003	\$108.16	\$139.13
4042B	3" x 54" - Starting		Ea.	ST1-1011	\$102.72	\$133.69
4013PT	3" x 43" - Pin Newel		Ea.	ST1-1012	*Quick Ship	
4180B	3" x 48" - Starting		Ea.	ST1-1013	*Quick Ship	
4010PT-43	3" x 43" - Starting		Ea.	ST1-1002	*Quick Ship	
4015PT-59	3" x 59" - Landing		Ea.	ST1-1004	*Quick Ship	
OAK - Hampton						
4274PT	3-1/2" x 48" - Starting		Ea.	ST1-1010	*Quick Ship	
4500BT	3-1/2" x 48" - Starting		Ea.	ST1-1006	\$132.59	\$163.56
4502BT	3-1/2" x 56" - Starting		Ea.	ST1-1007	\$182.47	\$213.44
4507BT	3-1/2" x 48" - Landing		Ea.	ST1-1167	*Quick Ship	
4503BT	3-1/2" x 56" - Landing (10" Face)		Ea.	ST1-1009	*Quick Ship	
OAK - Contemporary						
4005B	3-1/2" x 56" - Starting		Ea.	ST1-1019	*Quick Ship	
4005S (Spade)	3-1/2" x 56" - Starting		Ea.	ST1-1008	*Quick Ship	
OAK - Carolina						
3042-56	3-1/2" x 56" - Starting		Ea.	ST1-1014	*Quick Ship	
3045-56	3-1/2" x 56" - Landing		Ea.	ST1-1015	*Quick Ship	
OAK - Ranch w/Pedestal						
960-48	3-1/2" x 48" - Box Newel	4-1/2"	Ea.	ST1-1016	\$210.66	\$274.50
961-56	3-1/2" x 56" - Box Newel		Ea.	ST1-1017	\$231.46	\$295.31
4091-55	6-1/4" x 55" - Box Newel	6-1/4"	Ea.	ST1-1192	\$351.09	\$414.93
OAK - Ranch Plain						
962-48	3-1/2" x 48" - Box Newel		Ea.	ST1-1160	\$166.43	\$230.28
963-56	3-1/2" x 56" - Box Newel		Ea.	ST1-1018	\$188.55	\$252.40
OAK - Classic						
4301	3" x 48" - S4S Newel		Ea.	ST1-1190	\$123.21	\$154.18
4000	3-1/2" x 48" - S4S Newel		Ea.	ST1-1191	\$168.52	\$199.49

\*Quick Ship - Badger Three to Four Week Ship Program. Add One Week for Pre-finishing.

## OAK NEWEL FASTENERS

**See Our Wide Selection of Finish Options on Catalog Pages IM-U-2-3.**



Mfg. #	Size	UOM	Prod.#	Raw	Pref
<b>NEWEL FASTENERS</b>					
3009	OAK - J-Anchor - 3"	Ea.	ST1-1128	\$33.14	\$41.84
3019	OAK - J-Anchor - 3-1/2"	Ea.	ST1-1129	\$39.83	\$48.52
3006	Surface Lock	Ea.	ST1-1133	\$19.62	
3005	Keylock Fastener	Ea.	ST1-1122	\$21.18	
3070	Newel Bolt Fastener 1/2" x 10-3/4"	Ea.	ST1-1123	\$17.28	
DS1207	Newel Bolt Fastener 1/2" x 7"	Ea.	ST1-1130	\$5.44	

## OAK BALUSTERS



5016 5141 5068 5005



2006 5060 & 5360

Mfg. #	Size	UOM	Prod.#	Raw	Pref
OAK - Colonial -- Tapered Top					
5016-31	1-1/4" x 31"	Ea.	ST1-1020	*Quick Ship	*Quick Ship
5016-34	1-1/4" x 34"	Ea.	ST1-1021	*Quick Ship	*Quick Ship
5016-36	1-1/4" x 36"	Ea.	ST1-1022	*Quick Ship	*Quick Ship
5016-39	1-1/4" x 39"	Ea.	ST1-1023	*Quick Ship	*Quick Ship
5016-42	1-1/4" x 42"	Ea.	ST1-1024	*Quick Ship	*Quick Ship
OAK - Colonial -- Square Top					
5141-36	1-1/4" x 36"	Ea.	ST1-1043	\$10.75	\$23.98
5141-39	1-1/4" x 39"	Ea.	ST1-1044	\$12.88	\$26.10
5141-41	1-1/4" x 41"	Ea.	ST1-1038	*Quick Ship	
OAK - Colonial-- Square Top					
5068-31	1-1/4" x 31"	Ea.	ST1-1026	*Quick Ship	*Quick Ship
5068-35	1-1/4" x 35"	Ea.	ST1-1027	*Quick Ship	*Quick Ship
5068-37	1-1/4" x 37"	Ea.	ST1-1028	*Quick Ship	*Quick Ship
5068-39	1-1/4" x 39"	Ea.	ST1-1029	*Quick Ship	*Quick Ship
5068-42	1-1/4" x 42"	Ea.	ST1-1030	*Quick Ship	*Quick Ship
OAK - Hampton --Square Top					
5005-31	1-3/4" x 31"	Ea.	ST1-1031	\$22.13	\$35.36
5005-36	1-3/4" x 36"	Ea.	ST1-1032	\$25.25	\$38.47
5005-41	1-3/4" x 41"	Ea.	ST1-1033	\$29.93	\$43.15
OAK - Carolina					
2006-35	1-3/4" x 35"	Ea.	ST1-1045	*Quick Ship	
2006-37	1-3/4" x 37"	Ea.	ST1-1046	*Quick Ship	
2006-39	1-3/4" x 39"	Ea.	ST1-1047	*Quick Ship	
2006-44	1-3/4" x 44"	Ea.	ST1-1048	*Quick Ship	
OAK - Contemporary -- Square					
5060-42	1-1/4" x 42"	Ea.	ST1-1039	\$11.87	\$25.09
5360-42	1-3/4" x 42"	Ea.	ST1-1040	\$24.89	\$38.11

\*Quick Ship - Badger Three to Four Week Ship Program. Add One Week for Pre-finishing.

# OAK RAIL

See Our Wide Selection of Finish Options on Catalog Pages IM-U-2-3.



6010SC



6010SCP



6210



6210P



6005P



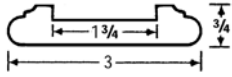
6519P

Mfg. #	Size	UOM	Prod.#	Raw	Pref
OAK - Traditional (No Plow)					
6010SC-6	6'	Ea.	ST1-104906	\$83.00	\$97.05
6010SC-8	8'	Ea.	ST1-104908	\$108.24	\$126.98
6010SC-10	10'	Ea.	ST1-104910	\$124.36	\$147.78
6010SC-12	12'	Ea.	ST1-104912	\$149.25	\$177.36
6010SC-16	16'	Ea.	ST1-104916	\$199.03	\$236.51
6010SC-20	20'	Ea.	ST1-104920	\$249.60	\$296.44
OAK - Traditional (Plowed)					
6010SCP-6	6' (1-1/4" Plow) with fillet	Ea.	ST1-105406	\$70.61	\$92.72
6010SCP-8	8' (1-1/4" Plow) with fillet	Ea.	ST1-105408	\$91.39	\$120.87
6010SCP-10	10' (1-1/4" Plow) with fillet	Ea.	ST1-105410	\$103.83	\$140.67
6010SCP-12	12' (1-1/4" Plow) with fillet	Ea.	ST1-105412	\$124.55	\$168.76
6010SCP-16	16' (1-1/4" Plow) with fillet	Ea.	ST1-105416	\$166.08	\$225.02
OAK - 6210					
6210-6	Rail - 6'	Ea.	ST1-107906	\$123.95	\$138.00
6210-8	Rail - 8'	Ea.	ST1-107908	\$143.21	\$161.95
6210-10	Rail - 10'	Ea.	ST1-107910	\$192.29	\$215.71
6210-12	Rail - 12'	Ea.	ST1-107912	\$230.72	\$258.83
6210-16	Rail - 16'	Ea.	ST1-107916	\$269.22	\$306.69
OAK - 6210P (Plowed)					
6210P-6	6' (1-3/4" Plow) with fillet	Ea.	ST1-108606	\$147.86	\$169.96
6210P-8	8' (1-3/4" Plow) with fillet	Ea.	ST1-108608	\$194.27	\$223.74
6210P-10	10' (1-3/4" Plow) with fillet	Ea.	ST1-108610	\$232.05	\$268.89
6210P-12	12' (1-3/4" Plow) with fillet	Ea.	ST1-108612	\$278.52	\$322.73
6210P-16	16' (1-3/4" Plow) with fillet	Ea.	ST1-108616	\$371.31	\$430.26
6004 - Fillet for 1-1/4" Baluster					
OAK - 6004	Fillet for 1-1/4" Baluster	LF.	ST1-1065	\$1.20	\$2.54
OAK - Traditional					
6005P-6	6' (1-3/4" Plow) with fillet	Ea.	ST1-106706	*Quick Ship	
6005P-8	8' (1-3/4" Plow) with fillet	Ea.	ST1-106708	*Quick Ship	
6005P-10	10' (1-3/4" Plow) with fillet	Ea.	ST1-106710	*Quick Ship	
6005P-12	12' (1-3/4" Plow) with fillet	Ea.	ST1-106712	*Quick Ship	
6005P-16	16' (1-3/4" Plow) with fillet	Ea.	ST1-106716	*Quick Ship	
OAK - Traditional (Plowed)					
6519P-6	6' (1-3/4" Plow) with fillet	Ea.	ST1-116106	*Quick Ship	
6519P-8	8' (1-3/4" Plow) with fillet	Ea.	ST1-116108	*Quick Ship	
6519P-10	10' (1-3/4" Plow) with fillet	Ea.	ST1-116110	*Quick Ship	
6519P-12	12' (1-3/4" Plow) with fillet	Ea.	ST1-116112	*Quick Ship	
6519P-16	16' (1-3/4" Plow) with fillet	Ea.	ST1-116116	*Quick Ship	

\*Quick Ship - Badger Three to Four Week Ship Program. Add One Week for Pre-finishing.

# OAK RAIL

See Our Wide Selection of Finish Options on Catalog Pages IM-U-2-3.



6245



6450  
w/6006



6045  
w/6004



6000P



6001P



6100



6002

Mfg. #	Size	UOM	Prod.#	Raw	Pref
OAK - SHOE RAIL FOR 1-3/4" BALUSTER					
6245-6	Rail - 6'	Ea.	ST1-107206	\$73.87	\$87.92
6245-8	Rail - 8'	Ea.	ST1-107208	\$95.72	\$114.45
6245-10	Rail - 10'	Ea.	ST1-107210	\$109.20	\$132.62
6245-12	Rail - 12'	Ea.	ST1-107212	\$131.03	\$159.14
6245-16	Rail - 16'	Ea.	ST1-107216	\$174.72	\$212.19
6450 - Fillet for 1-3/4" Baluster		LF.	ST1-1078	\$1.66	\$3.00
OAK - SHOE RAIL FOR 1-1/4" BALUSTER					
6045-6	Rail - 6'	Ea.	ST1-105906	\$70.61	\$84.67
6045-8	Rail - 8'	Ea.	ST1-105908	\$91.39	\$110.13
6045-10	Rail - 10'	Ea.	ST1-105910	\$103.83	\$127.25
6045-12	Rail - 12'	Ea.	ST1-105912	\$124.55	\$152.65
6045-16	Rail - 16'	Ea.	ST1-105916	\$166.08	\$203.55
OAK - CLASSIC (1-1/4" Plow)					
6000P-6	6' (1-1/4" Plow) with 6004 Fillet	Ea.	ST1-118006	\$89.15	\$111.26
6000P-8	8' (1-1/4" Plow) with 6004 Fillet	Ea.	ST1-118008	\$93.18	\$122.65
6000P-10	10' (1-1/4" Plow) with 6004 Fillet	Ea.	ST1-118010	\$106.01	\$142.86
6000P-12	12' (1-1/4" Plow) with 6004 Fillet	Ea.	ST1-118012	\$161.56	\$205.77
6000P-16	16' (1-1/4" Plow) with 6004 Fillet	Ea.	ST1-118016	\$169.67	\$228.62
OAK - CLASSIC (1-3/4" Plow)					
6001P-6	6' (1-3/4" Plow) with 6450 Fillet	Ea.	ST1-118106	\$89.15	\$111.26
6001P-8	8' (1-3/4" Plow) with 6450 Fillet	Ea.	ST1-118108	\$93.18	\$122.65
6001P-10	10' (1-3/4" Plow) with 6450 Fillet	Ea.	ST1-118110	\$106.09	\$142.93
6001P-12	12' (1-3/4" Plow) with 6450 Fillet	Ea.	ST1-118112	\$161.59	\$205.80
6001P-16	16' (1-3/4" Plow) with 6450 Fillet	Ea.	ST1-118116	\$169.65	\$228.59
OAK - CLASSIC					
6100SC-8	Rail - 8'	Ea.	ST1-109708	*Quick Ship	
6100SC-10	Rail - 10'	Ea.	ST1-109710	*Quick Ship	
6100SC-12	Rail - 12'	Ea.	ST1-109712	*Quick Ship	
6100SC-14	Rail - 14'	Ea.	ST1-109714	*Quick Ship	
6100SC-16	Rail - 16'	Ea.	ST1-109716	*Quick Ship	
OAK - HANDRAIL					
6002-10	10' (1-5/8" x 2-13/16")	Ea.	ST1-118210	\$159.29	\$182.71
6002-12	12' (1-5/8" x 2-13/16")	Ea.	ST1-118212	\$191.11	\$219.21
6002-16	16' (1-5/8" x 2-13/16")	Ea.	ST1-118216	\$254.86	\$292.33

\*Quick Ship - Badger Three to Four Week Ship Program. Add One Week for Pre-finishing.



## OAK RAIL

See Our Wide Selection of Finish Options on Catalog Pages IM-U-2-3.



6310



6310P

Mfg. #	Size	UOM	Prod.#	Raw	Pref
OAK - CONTEMPORARY					
6310S-6	6'	Ea.	ST1-118306	*Quick Ship	
6310S-8	8'	Ea.	ST1-118308	*Quick Ship	
6310S-10	10'	Ea.	ST1-118310	*Quick Ship	
6310S-12	12'	Ea.	ST1-118312	*Quick Ship	
6310S-14	14'	Ea.	ST1-118314	*Quick Ship	
6310S-16	16'	Ea.	ST1-118316	*Quick Ship	
OAK - CONTEMPORARY (Plowed)					
6310SP-6	6' (1-3/4" Plow) with fillet	Ea.	ST1-118406	*Quick Ship	
6310SP-8	8' (1-3/4" Plow) with fillet	Ea.	ST1-118408	*Quick Ship	
6310SP-10	10' (1-3/4" Plow) with fillet	Ea.	ST1-118410	*Quick Ship	
6310SP-12	12' (1-3/4" Plow) with fillet	Ea.	ST1-118412	*Quick Ship	
6310SP-14	14' (1-3/4" Plow) with fillet	Ea.	ST1-118414	*Quick Ship	
6310SP-16	16' (1-3/4" Plow) with fillet	Ea.	ST1-118416	*Quick Ship	

## OAK FITTINGS



7030 / 7035



7060 / 7065



7040 / 7045



7089 / 7099



7081 / 7086



7010 / 7012



7020



7019



7011



7021

Mfg. #	Size	UOM	Prod.#	Raw	Pref
<b>OAK FITTINGS</b>					
7030	Volute - LH	Ea.	ST1-1100	*Quick Ship	
7035	Volute - RH	Ea.	ST1-1101	*Quick Ship	
7040	Turn Out - LH 4-7/8"	Ea.	ST1-1102	*Quick Ship	
7045	Turn Out - RH 4-7/8"	Ea.	ST1-1103	*Quick Ship	
7010	Start Easing w/Newel Cap	Ea.	ST1-1104	*Quick Ship	
7019	Opening Cap	Ea.	ST1-1105	*Quick Ship	
7020	Tandem Cap	Ea.	ST1-1106	*Quick Ship	
7021	Quarterturn Cap	Ea.	ST1-1107	*Quick Ship	
7011	Level Quarterturn Cap	Ea.	ST1-1108	*Quick Ship	
7012	Up Easing	Ea.	ST1-1109	*Quick Ship	
7060	LH Gooseneck 2 Risers w/Cap	Ea.	ST1-1110	*Quick Ship	
7065	RH Gooseneck 2 Risers w/Cap	Ea.	ST1-1111	*Quick Ship	
7081	LH Gooseneck 2 Risers w/Cap	Ea.	ST1-1112	*Quick Ship	
7086	RH Gooseneck 2 Risers w/Cap	Ea.	ST1-1113	*Quick Ship	
7089	Gooseneck 2 Riser Tandem Cap	Ea.	ST1-1114	*Quick Ship	
7099	Gooseneck 2 Riser No Cap	Ea.	ST1-1115	*Quick Ship	

\*Quick Ship - Badger Three to Four Week Ship Program. Add One Week for Pre-finishing.

# MISC. OAK ACCESSORIES

See Our Wide Selection of Finish Options on Catalog Pages IM-U-2-3.



Mfg. #	Size	UOM	Prod.#	Raw	Pref
OAK - ROSETTES & TREAD SCROLL BRACKET					
7033	4-1/4" x 6" - Rectangle Rosette	Ea.	ST1-7033	\$9.84	\$18.69
7037	4" x 5-3/4" - Oval Rosettes	Ea.	ST1-1127	\$11.20	\$20.05
7026	4-1/2" - Round Rosette	Ea.	ST1-1131	\$9.90	\$18.75
7029	4-1/2" - Tread Scroll Bracket	Ea.	ST1-1139	*Quick Ship	
OAK - PLUGS					
3025	1" Tapered Plug	Ea.	ST1-1126	\$1.61	\$2.48
- - -	3/8" Button Plug	Ea.	ST1-1120	*Quick Ship	
3001	Rail Bolts 4" (Washer, Oak and Poplar Plug included)	Ea.	ST1-1125	\$6.34	
3092	Wrench	Ea.	ST1-1138	\$21.86	
FU-6287	Mini-Lock Rail Fastener (2/Pk)	Pkg.	ST1-1136	\$6.93	
3036	Baluster Dowel Fast Tap	Ea.	ST1-1137	*Quick Ship	
3033	Baluster Dowel Runner	Ea.	ST1-1135	\$16.81	
3076	Baluster Dowel Fast Screws (50/Pk)	Pkg.	ST1-1134	\$36.83	

\*Quick Ship - Badger Three to Four Week Ship Program. Add One Week for Pre-finishing.

## OAK STEPS, TREADS & CAPS

See Our Wide Selection of Finish Options on Catalog Pages IM-U-2-3.




Mfg. #	Size	UOM	Prod.#	Raw	Pref
OAK - STARTING STEPS					
8010-48	Bull Nose - 48"	Ea.	ST1-1140	*Quick Ship	
8015-45	Dbl End Bull Nose - 48"	Ea.	ST1-1141	*Quick Ship	
8010-60	Bull Nose - 60"	Ea.	ST1-1142	*Quick Ship	
8011	False Starting Step	Ea.	ST1-1153	*Quick Ship	
OAK - TREADS & CAPS					
8091	5-1/4" Wide - Landing Tread	LF	ST1-1143	\$11.81	\$13.84
8090	3-1/2" Wide - Landing Tread	LF	ST1-1144	\$6.78	\$8.84
8070-48	11-1/2 x 48" - No Return Tread	Ea.	ST1-1145	\$74.30	\$120.68
8070-60	11-1/2 x 60" - No Return Tread	Ea.	ST1-1146	\$99.59	\$157.57
8071-LH	5-1/4" x 13-1/4" - LH Return Tread	Ea.	ST1-1147	\$20.96	\$34.83
8071-RH	5-1/4" x 13-1/4" - RH Return Tread	Ea.	ST1-1148	\$20.96	\$34.83
8072	Tread Cap	Ea.	ST1-1149	\$10.75	\$24.62
8076	Riser Cap	Ea.	ST1-1150	\$4.16	\$11.22
8066	1-13/16" x 1-1/4" - False Tread Mold	LF	ST1-1152	\$5.77	\$6.64
OAK - MITERED RETURN TREADS (Solid Oak)					
8070MR-RH-48	1-1/32" x 11-1/2" - Single - 48" RH	Ea.	ST1-1154	\$100.52	\$146.90
8070MR-LH-48	1-1/32" x 11-1/2" - Single - 48" LH	Ea.	ST1-1155	\$100.52	\$146.90
8070DMR-48	1-1/32" x 11-1/2" - Double - 48"	Ea.	ST1-1156	*Quick Ship	
OAK - RISERS (Solid Oak R/L)					
	3/4" x 7-1/4" x R/L	Ea.	OB108RL-PX	\$8.11	\$11.07

\*Quick Ship - Badger Three to Four Week Ship Program. Add One Week for Pre-finishing.

# MAPLE NEWELS

See Our Wide Selection of Finish Options on Catalog Pages IM-U-2-3.



Mfg. #	Size	UOM	Prod.#	Raw	Pref
MAPLE - Colonial					
4010BT	3" x 48" - Starting	Ea.	ST2-1050	\$124.22	\$155.20
4040B	3" x 48" - Starting	Ea.	ST2-1000	\$120.87	\$151.84
4045B	3" x 59" - Landing	Ea.	ST2-1001	\$202.36	\$233.34
MAPLE -Hampton					
4500BT	3-1/2" x 48" - Starting	Ea.	ST2-1006	\$179.89	\$210.86
4502BT	3-1/2" x 56" - Starting	Ea.	ST2-1007	*Quick Ship	
4503BT	3-1/2" x 56" - Landing (10" Face)	Ea.	ST2-1009	*Quick Ship	
MAPLE - Contemporary					
4005B	3-1/2" x 56" - Starting	Ea.	ST2-1019	*Quick Ship	
4005S (Spade)	3-1/2" x 56" - Starting	Ea.	ST2-1008	*Quick Ship	
MAPLE - Ranch w/Pedestal					
960-48	3-1/2" x 48" - Box Newel	Ea.	ST2-1016	\$243.69	\$307.53
961-56	3-1/2" x 56" - Box Newel	Ea.	ST2-1017	\$266.64	\$330.48
991PL	4-1/4" x 55" - Box Newel	Ea.	ST2-1192	\$398.11	\$461.96
MAPLE - Ranch Plain					
962-48	3-1/2" x 48" - Box Newel	Ea.	ST2-1160	\$193.04	\$256.88
4075	3-1/2" x 56" - Box Newel	Ea.	ST2-1018	\$214.74	\$278.59
MAPLE - Classic					
4301	3" x 48" - S4S Newel	Ea.	ST2-1190	\$149.95	\$180.93

# MAPLE NEWEL FASTENERS



Mfg. #	Size	UOM	Prod.#	Raw	Pref
<b>NEWEL FASTENERS</b>					
3009	MAPLE - J-Anchor - 3"	Ea.	ST2-1128	\$56.02	\$64.72
3019	MAPLE - J-Anchor - 3-1/2"	Ea.	ST2-1129	\$59.09	\$67.79
3006	Surface Lock	Ea.	ST1-1133	\$19.62	
3005	Keylock Fastener	Ea.	ST1-1122	\$21.18	
3070	Newel Bolt Fastener 1/2" x 10-3/4"	Ea.	ST1-1123	\$17.28	
DS1207	Newel Bolt Fastener 1/2" x 7"	Ea.	ST1-1130	\$5.44	

\*Quick Ship - Badger Three to Four Week Ship Program. Add One Week for Pre-finishing.

## MAPLE BALUSTERS

See Our Wide Selection of Finish Options on Catalog Pages IM-U-2-3.



Mfg. #	Size	UOM	Prod.#	Raw	Pref
MAPLE - Colonial -- Tapered Top					
5016-31	1-1/4" x 31"	Ea.	ST2-1020	*Quick Ship	
5016-34	1-1/4" x 34"	Ea.	ST2-1021	*Quick Ship	
5016-36	1-1/4" x 36"	Ea.	ST2-1022	*Quick Ship	
5016-39	1-1/4" x 39"	Ea.	ST2-1023	*Quick Ship	
5016-42	1-1/4" x 42"	Ea.	ST2-1024	*Quick Ship	
MAPLE - Colonial - Pin Top					
5015-36	1 1/4" x 36"	Ea.	ST2-1051	\$14.44	\$27.66
5015-39	1-1/4" x 36"	Ea.	ST2-1052	\$16.28	\$29.50
MAPLE - Colonial -- Square Top					
5141-31	1-1/4" x 31"	Ea.	ST2-1041	*Quick Ship	
5141-34	1-1/4" x 34"	Ea.	ST2-1042	*Quick Ship	
5141-36	1-1/4" x 36"	Ea.	ST2-1043	*Quick Ship	
5141-39	1-1/4" x 39"	Ea.	ST2-1044	*Quick Ship	
5141-41	1-1/4" x 41"	Ea.	ST2-1038	*Quick Ship	
MAPLE - Hampton --Square Top					
5005-31	1-3/4" x 31"	Ea.	ST2-1031	*Quick Ship	
5005-36	1-3/4" x 36"	Ea.	ST2-1032	\$29.70	\$42.93
5005-41	1-3/4" x 41"	Ea.	ST2-1033	*Quick Ship	
MAPLE - Classic -- Square					
5060-41	1-1/4" x 41"	Ea.	ST2-1039	\$19.22	\$32.44
5360-41	1-3/4" x 41"	Ea.	ST2-1040	\$31.62	\$44.84

## MAPLE RAIL



Mfg. #	Size	UOM	Prod.#	Raw	Pref
<b>MAPLE - Traditional (No Plow)</b>					
6010SC-6	6'	Ea.	ST2-104906	\$102.54	\$116.60
6010SC-8	8'	Ea.	ST2-104908	\$133.92	\$152.65
6010SC-10	10'	Ea.	ST2-104910	\$156.95	\$180.37
6010SC-12	12'	Ea.	ST2-104912	\$188.38	\$216.48
6010SC-16	16'	Ea.	ST2-104916	\$251.11	\$288.58
6010SC-20	20'	Ea.	ST2-104920	\$357.79	\$395.26
<b>MAPLE - Traditional (Plowed)</b>					
6010SCP-6	6' (1-1/4" Plow) with fillet	Ea.	ST2-105406	\$109.96	\$132.06
6010SCP-8	8' (1-1/4" Plow) with fillet	Ea.	ST2-105408	\$180.57	\$210.04
6010SCP-10	10' (1-1/4" Plow) with fillet	Ea.	ST2-105410	\$180.57	\$217.41
6010SCP-12	12' (1-1/4" Plow) with fillet	Ea.	ST2-105412	\$203.19	\$247.40
6010SCP-16	16' (1-1/4" Plow) with fillet	Ea.	ST2-105416	\$344.43	\$403.38

\*Quick Ship - Badger Three to Four Week Ship Program. Add One Week for Pre-finishing.

# MAPLE RAIL

See Our Wide Selection of Finish Options on Catalog Pages IM-U-2-3.



6210



6210P



6045  
w/6004



6450  
w/6006



6310



6310P



6000P



6002



6042

Mfg. #	Size	UOM	Prod.#	Raw	Pref
MAPLE - 6210					
6210-8	Rail - 8'	Ea.	ST2-107908	\$175.93	\$194.66
6210-10	Rail - 10'	Ea.	ST2-107910	\$211.03	\$234.45
6210-12	Rail - 12'	Ea.	ST2-107912	\$251.00	\$279.10
6210-16	Rail - 16'	Ea.	ST2-107916	\$334.64	\$372.11
MAPLE - 6210P (Plowed)					
6210P-8	8' (1-3/4" Plow) with fillet	Ea.	ST2-108608	\$229.18	\$258.65
6210P-10	10' (1-3/4" Plow) with fillet	Ea.	ST2-108610	\$275.68	\$312.52
6210P-12	12' (1-3/4" Plow) with fillet	Ea.	ST2-108612	\$330.87	\$375.08
6210P-16	16' (1-3/4" Plow) with fillet	Ea.	ST2-108616	\$441.12	\$500.07
MAPLE - SHOE RAIL FOR 1-1/4" BALUSTER					
6045-6	Rail - 6'	Ea.	ST2-105906	\$81.37	\$95.42
6045-8	Rail - 8'	Ea.	ST2-105908	\$105.79	\$124.52
6045-10	Rail - 10'	Ea.	ST2-105910	\$121.69	\$145.11
6045-12	Rail - 12'	Ea.	ST2-105912	\$146.04	\$174.14
6045-16	Rail - 16'	Ea.	ST2-105916	\$194.84	\$232.31
6004 - Fillet for 1-1/4" Baluster					
6004	Fillet for 1-1/4" Baluster	LF	ST2-1065	\$3.20	\$4.54
MAPLE - Shoerail for 1-3/4" Baluster					
6006-6	Rail - 6'	Ea.	ST2-107206	\$91.71	\$105.76
6006-8	Rail - 8'	Ea.	ST2-107208	\$119.47	\$138.20
6006-10	Rail - 10'	Ea.	ST2-107210	\$138.82	\$162.24
6006-12	Rail - 12'	Ea.	ST2-107212	\$166.68	\$194.78
6006-16	Rail - 16'	Ea.	ST2-107216	\$222.23	\$259.70
6450	Fillet for 1-3/4" Baluster	LF	ST2-1078	\$4.68	\$6.03
MAPLE - Contemporary					
6310S-6	6'	Ea.	ST2-118306	*Quick Ship	
6310S-8	8'	Ea.	ST2-118308	*Quick Ship	
6310S-10	10'	Ea.	ST2-118310	*Quick Ship	
6310S-12	12'	Ea.	ST2-118312	*Quick Ship	
6310S-14	14'	Ea.	ST2-118314	*Quick Ship	
6310S-16	16'	Ea.	ST2-118316	*Quick Ship	
MAPLE - Contemporary					
6310SP-6	6' (1-3/4" Plow) With Fillet	Ea.	ST2-118406	*Quick Ship	
6310SP-8	8' (1-3/4" Plow) With Fillet	Ea.	ST2-118408	*Quick Ship	
6310SP-10	10' (1-3/4" Plow) With Fillet	Ea.	ST2-118410	*Quick Ship	
6310SP-12	12' (1-3/4" Plow) With Fillet	Ea.	ST2-118412	*Quick Ship	
6310SP-14	14' (1-3/4" Plow) With Fillet	Ea.	ST2-118414	*Quick Ship	
6310SP-16	16' (1-3/4" Plow) With Fillet	Ea.	ST2-118416	*Quick Ship	
MAPLE - 1/4" Shoerail Contempory (No Fillet)					
6000SR-10	10'	Ea.	ST2-118110	\$85.12	\$108.54
6000SR-12	12'	Ea.	ST2-118112	\$102.14	\$130.25
6000SR-16	16'	Ea.	ST2-118116	\$136.20	\$173.67
MAPLE - Classic (1-1/4" Plow)					
6000P-8	8' (1-1/4" Plow) with 6004 Fillet	Ea.	ST2-118008	\$136.10	\$165.58
6000P-10	10' (1-1/4" Plow) with 6004 Fillet	Ea.	ST2-118010	\$170.13	\$206.97
6000P-12	12' (1-1/4" Plow) with 6004 Fillet	Ea.	ST2-118012	\$204.15	\$248.36
6000P-14	14' (1-1/4" Plow) with 6004 Fillet	Ea.	ST2-118014	\$238.19	\$248.36
6000P-16	16' (1-1/4" Plow) with 6004 Fillet	Ea.	ST2-118016	\$272.22	\$331.17
MAPLE - Handrail					
6002-8	10' (1-5/8" x 2-13/16")	Ea.	ST2-118208	\$117.55	\$136.29
6002-10	10' (1-5/8" x 2-13/16")	Ea.	ST2-118210	\$146.94	\$170.36
6002-12	12' (1-5/8" x 2-13/16")	Ea.	ST2-118212	\$176.32	\$204.42
6002-14	12' (1-5/8" x 2-13/16")	Ea.	ST2-118214	\$205.70	\$238.49
6002-16	16' (1-5/8" x 2-13/16")	Ea.	ST2-118216	\$235.11	\$272.58
MAPLE - Wall Rail 2-1/4" x 1-1/2"					
6042-16'	16'	Ea.	ST2-604216	\$212.83	\$250.30
6042-18'	18'	Ea.	ST2-604218	\$283.74	\$325.90

\*Quick Ship - Badger Three to Four Week Ship Program. Add One Week for Pre-finishing.



## MAPLE STEPS, TREADS & CAPS

See Our Wide Selection of Finish Options on Catalog Pages IM-U-2-3.



Mfg. #	Size	UOM	Prod.#	Raw	Pref
MAPLE - STARTING STEPS					
8010-48	Bull Nose - 48"	Ea.	ST2-1140	*Quick Ship	
8010-60	Bull Nose - 60"	Ea.	ST2-1142	*Quick Ship	
8015-45	Dbl End Bull Nose - 48"	Ea.	ST2-1141	*Quick Ship	
8011	False Starting Step	Ea.	ST2-1153	*Quick Ship	
MAPLE - TREADS & CAPS					
8091	5-1/4" Wide - Landing Tread	LF	ST2-1143	\$18.58	\$20.61
For 3-1/2" wide Maple Landing Tread: Use price of 5-1/4" plus Price to Rip to size.			IDLRIP	\$12.47	
8070-48	11-1/2 x 48" - No Return Tread	Ea.	ST2-1145	\$118.24	\$164.62
8070-60	11-1/2 x 60" - No Return Tread	Ea.	ST2-1146	*Quick Ship	
8071-LH	5-1/4" x 13-1/4" - LH Return Tread	Ea.	ST2-1147	\$24.25	\$38.11
8071-RH	5-1/4" x 13-1/4" - RH Return Tread	Ea.	ST2-1148	\$24.25	\$38.11
8072	Tread Cap	Ea.	ST2-1149	\$12.21	\$26.08
8076	Riser Cap	Ea.	ST2-1150	\$4.74	\$11.81
MAPLE - MITERED RETURN TREADS (Solid Maple)					
8070MR-RH-48	1-1/32" x 11-1/2" - Single - 48" RH	Ea.	ST2-1154	*Quick Ship	
8070MR-LH-48	1-1/32" x 11-1/2" - Single - 48" LH	Ea.	ST2-1155	*Quick Ship	
RISERS (Solid Maple R/L)					
	3/4" x 7-1/4" x R/L	Ea.	MB108RL-PX	\$10.14	\$13.09

\*Quick Ship - Badger Three to Four Week Ship Program. Add One Week for Pre-finishing.

## MAPLE FITTINGS

See Our Wide Selection of Finish Options on Catalog Pages IM-U-2-3.



Mfg. #	Size	UOM	Prod.#	Raw	Pref
<b>MAPLE FITTINGS</b>					
7030	Volute - LH	Ea.	ST2-1100	*Quick Ship	
7035	Volute - RH	Ea.	ST2-1101	*Quick Ship	
7040	Turn Out - LH 4-7/8"	Ea.	ST2-1102	*Quick Ship	
7045	Turn Out - RH 4-7/8"	Ea.	ST2-1103	*Quick Ship	
7010	Start Easing w/Newel Cap	Ea.	ST2-1104	*Quick Ship	
7019	Opening Cap	Ea.	ST2-1105	*Quick Ship	
7020	Tandem Cap	Ea.	ST2-1106	*Quick Ship	
7021	Quarterturn Cap	Ea.	ST2-1107	*Quick Ship	
7011	Level Quarterturn Cap	Ea.	ST2-1108	*Quick Ship	
7012	Up Easing	Ea.	ST2-1109	*Quick Ship	

## MISC. ACCESSORIES



Mfg. #	Size	UOM	Prod.#	Raw	Pref
MAPLE - ROSETTES & TREAD SCROLL BRACKET					
7037	4" x 5-3/4" - Oval Rosettes	Ea.	ST2-1127	\$13.21	\$22.06
7026	4-1/2" - Round Rosette	Ea.	ST2-1131	\$9.52	\$18.38
7033	4-1/2"x6" - Rectangle Rosette	Ea.	ST2-7033	\$13.21	\$22.06
7029	4-1/2" - Tread Scroll Bracket	Ea.	ST2-1139	*Quick Ship	
MAPLE - PLUGS					
3024	1/2" Tapered Plug (100/PK)	Ea.	ST2-1117	\$0.81	\$1.69
3025	1" Tapered Plug	Ea.	ST2-1126	\$1.73	\$2.60
- - -	3/8" BEECH Button Plug	Ea.	ST2-1120	*Quick Ship	
3026	1/2" BEECH Button Plug	Ea.	ST2-1121	*Quick Ship	
3001	Rail Bolts 4" (Washer, Oak and Poplar Plug included)	Ea.	ST1-1125	\$6.34	
3092	Wrench	Ea.	ST1-1138	\$21.86	
FU-6287	Mini-Lock Rail Fastener (2/PK)	Pkg.	ST1-1136	\$6.93	
3036	Baluster Dowel Fast Tap	Ea.	ST1-1137	*Quick Ship	
3033	Baluster Dowel Runner	Ea.	ST1-1135	\$16.81	
3076	Baluster Dowel Fast Screws (50/Pk)	Pkg.	ST1-1134	\$36.83	

\*Quick Ship - Badger Three to Four Week Ship Program. Add One Week for Pre-finishing.



## PRIMED NEWELS

See Our Wide Selection of Finish Options on Catalog Pages IM-U-2-3.



4091

Mfg. #	Size	UOM	Prod.#	Raw	Pref
<b>FACTORY PRIMED - Ranch w/Pedestal</b>					
4091-55	6-1/4" x 55" - Box Newel	6-1/4"	Ea.	ST9-1192	\$397.63 \$428.60

## PRIMED BALUSTERS



5016 5015 5142 5005



5060 & 5360 100 & 200 Comes w/dowel pin.

Mfg. #	Size	UOM	Prod.#	Raw	Pref
PRIMED - Colonial -- Tapered Top					
5016-31	1-1/4" x 31"	Ea.	ST9-1020	*Quick Ship	
5016-34	1-1/4" x 34"	Ea.	ST9-1021	*Quick Ship	
5016-36	1-1/4" x 36"	Ea.	ST9-1022	*Quick Ship	
5016-39	1-1/4" x 39"	Ea.	ST9-1023	*Quick Ship	
5016-42	1-1/4" x 41"	Ea.	ST9-1024	*Quick Ship	
PRIMED - Colonial - Pin Top					
5015-39	1-1/4" x 36"	Ea.	ST9-1052	\$9.48	\$22.71
PRIMED - Colonial -- Square Top					
5142-31	1-1/4" x 31"	Ea.	ST9-1041	*Quick Ship	
5142-35	1-1/4" x 35"	Ea.	ST9-1042	*Quick Ship	
5142-37.5	1-1/4" x 37-1/2"	Ea.	ST9-1043	*Quick Ship	
5142-39	1-1/4" x 39"	Ea.	ST9-1044	*Quick Ship	
5142-42	1-1/4" x 42"	Ea.	ST9-1038	*Quick Ship	
PRIMED - Hampton --Square Top					
5006-31	1-3/4" x 31"	Ea.	ST9-1031	*Quick Ship	
5006-36	1-3/4" x 36"	Ea.	ST9-1032	\$15.17	\$28.39
5006-42	1-3/4" x 41"	Ea.	ST9-1033	\$18.02	\$31.24
PRIMED - Classic -- Square					
5060-41	1-1/4" x 41"	Ea.	ST9-1039	\$8.70	\$21.92
5360-42	1-3/4" x 41"	Ea.	ST9-1040	\$16.72	\$29.95
PRIMED - Craftsman - Square w/Dowel Pin					
100-36	1-1/4" x 36"	Ea.	ST9-0136	*Quick Ship	
100-42	1-1/4" x 42"	Ea.	ST9-0142	*Quick Ship	
200-36	1-3/4" x 36"	Ea.	ST9-0236D	*Quick Ship	
200-42	1-3/4" x 42"	Ea.	ST9-0242D	*Quick Ship	

\*Quick Ship - Badger Three to Four Week Ship Program. Add One Week for Pre-finishing.

## POPLAR NEWELS

See Our Wide Selection of Finish Options on Catalog Pages IM-U-2-3.



Mfg. #	Size	UOM	Prod.#	Raw	Pref	
POPLAR Colonial						
4042B	3" x 54" - Starting	Ea.	ST7-1011	\$79.03	\$110.00	
POPLAR - Ranch w/Pedestal						
960-48	3-1/2" x 48" - Box Newel	4-1/2"	Ea.	ST7-1016	\$199.65	\$263.49
961-56	3-1/2" x 56" - Box Newel		Ea.	ST7-1017	\$211.22	\$275.06
991PL	6-1/4" x 55" - Box Newel	6-1/4"	Ea.	ST7-1192	\$314.95	\$378.79
POPLAR - Craftsman						
300-48	3" x 48" - S4S Newel		Ea.	ST7-1190	\$86.61	\$117.58
350-48	3-1/2" x 48" - S4S Newel		Ea.	ST7-1191	\$129.92	\$160.89
MNP-10-56	3" x 56" S4S NEWEL		Ea.	ST7-1196	\$130.48	\$161.45
NEWEL FASTENERS						
3009	POPLAR - J-Anchor - 3"		Ea.	ST7-1128	\$56.52	\$65.22

## POPLAR BALUSTERS



Mfg. #	Size	UOM	Prod.#	Raw	Pref
<b>POPLAR - Craftsman -- Square</b>					
100-41	1-1/4" x 41" S4S Baluster	Ea.	ST7-1039	\$6.88	\$20.11
200-41	1-3/4" x 41" S4S Baluster	Ea.	ST7-1040	\$12.99	\$26.22
100EE-41	1-1/4" x 41" S4S Baluster	Ea.	ST7-0100	*Quick Ship	

## POPLAR MISC. ACCESSORIES



7033



7037



930

Mfg. #	Size	UOM	Prod.#	Raw	Pref
<b>POPLAR - ROSETTES &amp; TREAD SCROLL BRACKET</b>					
7037	4" x 5-3/4" - Oval Rosette	Ea.	ST7-1127	\$9.98	\$18.84
7033	4-1/4" x 6" - Rectangular Rosette	Ea.	ST7-7033	\$11.04	\$19.89
<b>POPLAR - POST CAP</b>					
930	3" Deco Post Cap Square	Ea.	ST7-930	\$11.45	\$20.31

\*Quick Ship - Badger Three to Four Week Ship Program. Add One Week for Pre-finishing.

## POPLAR RAIL

See Our Wide Selection of Finish Options on Catalog Pages IM-U-2-3.



6210



6010



6006/6450



6045/6004



6042

Mfg. #	Size	UOM	Prod.#	Raw	Pref
<b>POPLAR - Traditional (No Plow)</b>					
6210-10	10'	Ea.	ST7-107910	\$149.58	\$173.00
6210-12	12'	Ea.	ST7-107912	\$179.51	\$207.62
6210-16	16'	Ea.	ST7-107916	\$239.35	\$276.82
<b>POPLAR - Traditional (Plowed)</b>					
6210P-10	10' (1-3/4" Plow)	Ea.	ST7-108610	\$208.09	\$244.93
6210P-12	12' (1-3/4" Plow)	Ea.	ST7-108612	\$249.70	\$293.91
6210P-16	16' (1-3/4" Plow)	Ea.	ST7-108616	\$332.94	\$391.89
<b>POPLAR - Traditional (No Plow)</b>					
6010-10	10'	Ea.	ST7-104910	\$99.39	\$122.81
6010-12	12'	Ea.	ST7-104912	\$119.27	\$147.37
6010-16	16'	Ea.	ST7-104916	\$159.05	\$196.52
<b>POPLAR - Traditional (Plowed)</b>					
6010P-10	10' (1-1/4" Plow)	Ea.	ST7-105410	\$150.01	\$186.85
6010P-12	12' (1-1/4" Plow)	Ea.	ST7-105412	\$180.00	\$224.21
6010P-16	16' (1-1/4" Plow)	Ea.	ST7-105416	\$240.00	\$298.95
<b>POPLAR - SHOE RAIL FOR 1-3/4" BALUSTER</b>					
6006-10	Rail - 10'	Ea.	ST7-107210	\$73.93	\$97.35
6006-12	Rail - 12'	Ea.	ST7-107212	\$88.69	\$116.80
6006-16	Rail - 16'	Ea.	ST7-107216	\$118.24	\$155.71
6450	Fillet for 1-3/4" (6006) Baluster	LF.	ST7-1078	\$2.04	\$3.38
<b>POPLAR - SHOE RAIL FOR 1-1/4" BALUSTER</b>					
6045-10	Rail - 10'	Ea.	ST7-105910	\$49.88	\$73.30
6045-12	Rail - 12'	Ea.	ST7-105912	\$59.85	\$87.95
6045-16	Rail - 16'	Ea.	ST7-105916	\$79.81	\$117.28
6004	Fillet for 1-1/4" (6045) Baluster	LF.	ST7-1065	\$1.41	\$2.76
<b>POPLAR - Plowed Handrail 1-1/4" (w/60004 Fillet)</b>					
6000P-10	10'	Ea.	ST7-118010	\$162.14	\$198.98
6000P-12	12'	Ea.	ST7-118012	\$194.57	\$238.78
6000P-16	16'	Ea.	ST7-118016	\$259.42	\$318.37
<b>POPLAR - Plowed Handrail 1-1/4" (No Fillet)</b>					
6000SR-10	10'	Ea.	ST7-118110	\$54.65	\$78.07
6000SR-12	12'	Ea.	ST7-118112	\$65.57	\$93.68
6000SR-16	16'	Ea.	ST7-118116	\$87.44	\$124.91
<b>POPLAR - Handrail 1-5/8"X2-13/16"</b>					
6002-10	10'	Ea.	ST7-118210	\$121.61	\$145.03
6002-12	12'	Ea.	ST7-118212	\$145.93	\$174.03
6002-16	16'	Ea.	ST7-118216	\$194.57	\$232.04
<b>POPLAR - Wall Rail 2-1/4" x 1-1/2"</b>					
6042-16'	16'	Ea.	ST7-604216	\$124.42	\$161.89
6042-18'	18'	Ea.	ST7-604218	\$164.85	\$207.00

## POPLAR STEPS, TREADS & CAPS



8093—3½"  
8095—5½"



8171 LH or RH



8198—7"

Mfg. #	Size	UOM	Prod.#	Raw	Pref
<b>POPLAR - TREADS &amp; CAPS</b>					
8093	3-1/2" Wide - Landing Tread	LF	ST7-8093	\$7.80	\$9.85
8095	5-1/2" Wide - Landing Tread	LF	ST7-8095	\$13.29	\$15.32
8198	3/4" x 7" Wall Cap	LF	ST7-8198	\$14.47	\$28.33
8171LH	5-1/4" x 13-1/4" - LH Return Tread	Ea.	ST7-1147	\$17.38	\$31.24
8171RH	5-1/4" x 13-1/4" - RH Return Tread	Ea.	ST7-1148	\$17.38	\$31.24
8176	Poplar False Riser Cap	Ea.	ST7-1150	\$4.74	\$11.81
8172	Poplar Tread Cap	Ea.	ST7-1149	\$17.92	\$31.79

\*Quick Ship - Badger Three to Four Week Ship Program. Add One Week for Pre-finishing.

# IRON INTERIOR STAIR PARTS

<b>Description</b>	<b>Page</b>
Hollow Metal Balusters	
Twist & Basket Series	IM-S-2
Plain & Knuckle Series	IM-S-3
Gothic Knuckle Series	IM-S-4
Ribbon Series	IM-S-5
Taos Series	IM-S-6
Tuscan Series	IM-S-7
Accessories	IM-S-8

**Prices and specifications are subject to change without notice.**

## HOLLOW TUBE IRON BALUSTERS

### TWIST & BASKET SERIES

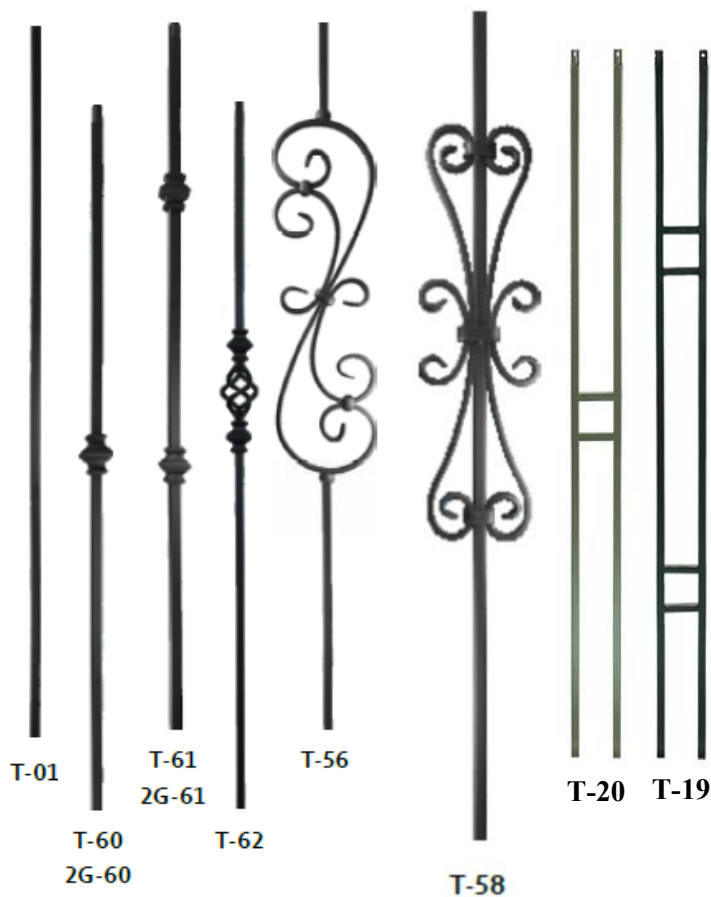


Style No.	Description	Size	* * * Priced Per Each * * *									
			<div>Satin Black</div> 		<div>Rubbed Copper</div> 		<div>Silver Vein</div> 	<div>Copper Vein</div> 	<div>Pewter</div> 	<div>Rubbed Bronze</div> 	<div>Antique Nickel</div> 	<div>Nickel</div> 
T-02	Single Twist	12x44	STI-SB1001	\$7.18	STI-RC1001	\$8.38	*Quick Ship					
T-03	Double Twist	12x44	STI-SB1002	\$7.43	STI-RC1002	\$8.61	*Quick Ship					
T-04	Double Twist Single Basket	12x44	STI-SB1003	\$11.61	STI-RC1003	\$13.54	*Quick Ship					
T-05	Single Twist Double Basket	12x44	STI-SB1004	\$14.97	STI-RC1004	\$17.36	*Quick Ship					
T-55	Butterfly & Leaf Scroll	12x44	*Quick Ship				na					
T-56	S Scroll	12x44	*Quick Ship									na
**T-04H	Double Twist Single Basket	12x44	na		*Quick Ship							
**T-05H	Single Twist Double Basket	12x44	na		*Quick Ship							
**Gothic Hammered												

\*Quick Ship - Badger Three to Four Week Ship Program. Add One Week for Pre-finishing.

## HOLLOW TUBE IRON BALUSTERS

### PLAIN & KNUCKLE SERIES



Style No.	Description	Size	* * * Priced Per Each * * *									
			Satin Black		Rubbed Copper		Silver Vein	Copper Vein	Pewter	Rubbed Bronze	Antique Nickel	Nickel
												
T-01	Plain	12x44	STI-SB1000	\$6.47	STI-RC1000	\$7.55	*Quick Ship					
T-60	Knuckle Single	12x44	STI-SB1022	\$10.52	STI-RC1022	\$12.21	*Quick Ship					
T-61	Knuckle Double	12x44	STI-SB1023	\$11.12	STI-RC1023	\$16.26	*Quick Ship					
T-19	Double Square Craftsman Panel	12x44	STI-SB1019	\$20.58	STI-RC1019	\$22.28	*Quick Ship					
T-20	Single Square Craftsman Panel	12x44	STI-SB1020	\$17.46	STI-RC1020	\$18.88	*Quick Ship					
T-56	S Scroll	12x44	*Quick Ship									na
T-58	Heart Scroll	12x44	*Quick Ship		na							
T-62	Double Knuckle Single Basket	12x44	*Quick Ship		*Quick Ship		na		*Quick Ship	na		

\*Quick Ship - Badger Three to Four Week Ship Program. Add One Week for Pre-finishing.



## HOLLOW TUBE IRON BALUSTERS

### GOthic KNUCKLE SERIES




Style No.	Description	Size	* * * Priced Per Each * * *							
			Satin Black 	Silver Vein 	Copper Vein 	Pewter 	Rubbed Copper 	Rubbed Bronze 	Antique Nickel 	Nickel 
T-40	Gothic Plain	12x44	*Quick Ship	na			*Quick Ship	*Quick Ship	na	
T-41	Gothic Single Knuckle	12x44	*Quick Ship	na			*Quick Ship	na	*Quick Ship	na
T-42	Gothic Double Knuckle	12x44	*Quick Ship	na			*Quick Ship	na	*Quick Ship	na
T-43	Gothic Single Basket Knuckle	12x44	*Quick Ship	na			*Quick Ship	na		na

\*Quick Ship - Badger Three to Four Week Ship Program. Add One Week for Pre-finishing.

## HOLLOW TUBE IRON BALUSTERS

### RIBBON SERIES



Style No.	Description	Size	* * * Priced Per Each * * *						
			Satin Black	Silver Vein	Copper Vein	Pewter	Rubbed Copper	Rubbed Bronze	Antique Nickel
T06	Ribbon Single	12x44	*Quick Ship	*Quick Ship	*Quick Ship	na	*Quick Ship		na
T07	Ribbon Double	12x44	*Quick Ship	*Quick Ship	*Quick Ship	na	*Quick Ship		na
T08	Ribbon Single Basket	12x44	*Quick Ship		na		*Quick Ship		na
T09	Ribbon Double Basket	12x44	*Quick Ship		na		*Quick Ship		na
T10	Ribbon Single Butterfly	12x44	*Quick Ship		na		*Quick Ship		na
T11	Ribbon Double Butterfly	12x44	*Quick Ship		na		*Quick Ship		na

\*Quick Ship - Badger Three to Four Week Ship Program. Add One Week for Pre-finishing.



## HOLLOW TUBE IRON BALUSTERS

### TAOS SERIES




Style No.	Description	Size	* * * Priced Per Each * * *							
			Satin Black	Silver Vein	Copper Vein	Pewter	Rubbed Copper	Rubbed Bronze	Antique Nickel	Nickel
T-21	Taos Flower Arrows	12x44	*Quick Ship	na			*Quick Ship	na		
T-22	Taos Split Arrows	12x44	*Quick Ship	na			*Quick Ship	na		
T-23	Taos Split Arrows w/Basket	12x44	*Quick Ship	na			*Quick Ship	na		

\*Quick Ship - Badger Three to Four Week Ship Program. Add One Week for Pre-finishing.

## HOLLOW TUBE IRON BALUSTERS


### TUSCAN SERIES



Style No.	Description	Size	*** Priced Per Each ***							
			Satin Black	Silver Vein	Copper Vein	Pewter	Rubbed Copper	Rubbed Bronze	Antique Nickel	Nickel
T-30	Tuscan Plain	12x44	STI-SB1030	\$9.81	na		*Quick Ship	*Quick Ship	na	
T-31	Tuscan Plain - Single Ball	12x44	STI-SB1031	\$16.89	na		*Quick Ship	*Quick Ship	na	
T-32	Tuscan Plain - Double Ball	12x44	STI-SB1032	\$22.86	na		*Quick Ship	*Quick Ship	na	
T-36	Tuscan S Scroll	12x44	*Quick Ship		na		*Quick Ship	*Quick Ship	na	
T-94	Tuscan Double Diamond	12x44	*Quick Ship		na		*Quick Ship	*Quick Ship	na	
T-93	Tuscan Single Diamond	12x44	*Quick Ship		na		*Quick Ship	*Quick Ship	na	
T-96	Tuscan Double Oval	12x44	*Quick Ship		na		*Quick Ship	*Quick Ship	na	
T-95	Tuscan Single Oval	12x44	*Quick Ship		na		*Quick Ship	*Quick Ship	na	

\*Quick Ship - Badger Three to Four Week Ship Program. Add One Week for Pre-finishing.

## HOLLOW TUBE IRON BALUSTERS



Style No.	Description	* * * Priced Per Each * * *									
		Satin Black		Rubbed Copper		Silver Vein	Copper Vein	Pewter	Rubbed Bronze	Antique Nickel	Nickel
SH900	Flat Shoe	STI-SB1084	\$2.11	STI-RC1084	\$2.63	*Quick Ship					na
SH901	Flat Shoe	STI-SB1054	\$2.11	STI-RC1054	\$2.63	na			*Quick Ship	na	
SH904	Slant Shoe	STI-SB1085	\$2.28	STI-RC1085	\$2.84	*Quick Ship					na
SH905	Slant Shoe	STI-SB1055	\$2.28	STI-RC1055	\$3.63	na			*Quick Ship	na	
BalJak	Hollow Iron Installation Device		STI-XX1090		\$1.54						
E6100	Adhesive - CLEAR 10.2 oz Tube		STI-XX1098		\$24.90						

## Installing Hollow Tube Iron Balusters??

### Introducing the BalJak



Some of the benefits from using the BalJak:

1. No shimming needed
2. No scratching of cap
3. Full bite on bottom & top
4. Great for replacement of wood to iron
5. Works on Rake and Knee Walls. Not just balcony.

\*Patent Pending



\*Quick Ship - Badger Three to Four Week Ship Program. Add One Week for Pre-finishing.

# INTERIOR DOOR PARTS & LABOR OPTIONS

<u>Description</u>	<u>Page</u>
Lites, Louvers, Grilles	IM-T-2
Sidelites	IM-T-2
Transoms	IM-T-2
Labor Options	IM-T-3



**Prices and specifications are subject to change without notice.**



INTERIOR DOOR ACCESSORIES & OPTIONS			
Description	Prod. #	Per Each	Installed
Lites with Oak Frames			
1-3/4" Door			
1/8" Tempered Glass			
10" x 10"	IDP209	\$47.15	\$152.63
20" x 24"	IDP200	\$108.46	\$217.02
6" x 30"	IDP208	\$87.24	\$194.73
8" x 36"	IDP203	\$117.90	\$226.94
22" x 36"	IDP202	\$149.71	\$260.36
22" x 64"	IDP201	\$231.06	\$345.81
Insulated Glass			
22" x 64"	IDP231	*Quick Ship	
1-3/8" Door			
1/8" Tempered Glass			
5" x 10"	IDP214	*Quick Ship	
10" x 10"	IDP213	\$44.80	\$150.15
20" x 24"	IDP210	\$108.46	\$217.02
22" x 36"	IDP212	\$148.54	\$259.13
22" x 64"	IDP211	\$231.06	\$345.81
Description	Prod. #	Per Each	
Lite Cut Out Charge Only (1 Door)	IDLLITE	\$58.98	
CUT & INSTALL DOOR LITE (1 Door)			
Up to 20" x 36" Lite	IDLLT-IN1	\$98.15	
20" x 36" Lite	IDLLT-IN2	\$98.15	
22" x 64" Lite	IDLLT-IN3	\$98.15	
Oak Grilles - Removable			
20" x 64"	15L	IDP221	*Quick Ship
22" x 64"	15L	IDP220	*Quick Ship
Description	Prod. #	Per Each	Installed
Louvers / Vents			
1-3/4" Door			
20" x 8"	IDP205	\$145.00	\$215.49
24" x 12"	IDP206	\$163.86	\$235.31
1-3/8" Door			
20" x 8"	IDP215	*Quick Ship	
24" x 12"	IDP216	\$198.05	\$271.22
Vent Cut Out Charge Only (1 Door)	IDLVENT	\$60.15	
Sidelites (Single 12" or 14" with Jambs up to 6-9/16")			
With Clear 1/4" Safety Glass	CALL FOR QUOTE		
Transoms (With Jambs up to 6-9/16")			
Rectangular & Arched Transoms	CALL FOR QUOTE		

\*Quick Ship - Badger Three to Four Week Ship Program. Add One Week for Pre-finishing.

LABOR OPTIONS		
<p><b><i>Important Note:</i></b> A door's construction limits how much a door can be cut down in size (height or width) without weakening the structure of the door. Badger recommends custom sized doors be special ordered. All manufacturer's warranties are void if doors are cut down to size at Badger.</p>		
Description	Prod. #	Per Each
<b>Cut Door Size for FLUSH DOORS ONLY</b>		
Cut door down in: <b>Height</b>	IDLDR CUT	\$63.49
Cut door down in: <b>Width</b>	IDLDR CUTW	\$83.52
<b>Cut Door Size for STILE &amp; RAIL and MOLDED PANEL doors.</b>		
Cut door down in: <b>Height</b> (*Maximum cut down in height on a Koch door is 3")	IDLDR CUT	\$63.49
Cut door down in: <b>Width</b>	IDLDR CUTW	\$83.52
<b>Bore Options</b>		
Bore Ony	IDLBORE	\$32.79
Bore for 2-1/8" Bypass Door	IDLBORE-BP	\$32.79
Bore for Pocket Door	IDLPKTBORE	\$32.79
<b>Mortise &amp; Bore</b>		
Residential --- Hinges & Lock	IDLMORTISE	\$31.36
Commercial --- Hinges & Lock	IDLMORT-C	\$67.80
Commercial --- For Flush Bolts	IDLMORT-FB	\$68.79
Edge Prep Slab for Hinges & Lock	IDLMORT-EP	\$3.96
<b>Mortise Only</b>		
For 3 Hinges Only	IDLHINGE	\$26.50
For 4 Hinges Only	IDLHINGE-4	\$27.29
For Electronic Card	IDLMORT-EC	\$81.90
<b>Prehang Door</b> (Includes bore, mortise and install in frame)		
Solid Core, Panel, or Lited Doors	IDLPRHG	\$40.63
Hollow Core Flush	IDLPRHG-1	\$34.71
BiFolds	IDLPRHG-BF	\$75.34
<b>Miscellaneous</b>		
Install 2 Magnetic Catches in Double Doors	IDLDD004	\$27.55
Prep Slab for Ball Catch (Ball catch not included)	IDLDD005	\$16.36
Deadbolt or extra bore	IDLDBBORE	\$23.28
Drill hole for peep site	IDLPEEP	\$10.02
Install Kick Plate	IDLKICK	\$33.40
Install Bypass Finger Cup Pulls	IDLBP001	\$8.35
Thru Bolt Holes	IDLTHRUBOLT	\$16.72
1-1/2" Door Edge Prep (Floor Spring Pivot)	IDLFSPIV	\$210.13

\*Quick Ship - Badger Three to Four Week Ship Program. Add One Week for Pre-finishing.

THIS PAGE LEFT BLANK.

# FINISH OPTIONS

## INTERIOR & EXTERIOR

Description	Page
Interior Millwork Color Options	IM-U-2-4
Door Slabs	IM-U-5
Raw Door Prep Charges	IM-U-5
Moulding	IM-U-6
Specialty Products	IM-U-6
Stair Parts	IM-U-6
Clad Garage Door Frame	IM-U-7
Fireplace Mantels	IM-U-7
Garage Doors (Metal Only)	IM-U-7
Lite Kits	IM-U-7
Plywood	IM-U-7
S4S Boards	IM-U-7
Columns & Posts	IM-U-8
Customer Supplied Material	IM-U-8
Wheeling Steel Sheets	IM-U-8
XO Board	IM-U-8
Exterior Color Options	IM-U-9
Windows & Patio Doors	IM-U-10-12

**Prices and specifications are subject to change without notice.**





WOOD SPECIES COLOR RECOMMENDATIONS

As a leading supplier in quality custom interior millwork, the information below is a recommendation only.

As professionals in our field, we are obligated to inform our customers if they are ordering stained or painted millwork, that may have a better quality finish in another species of wood that is comparable to the species they are inquiring about.

	MAPLE	HICKORY	KNOTTY ALDER	KNOTTY PINE	OAK	POPLAR	BIRCH	PINE	LAUAN	PRIMED
	fine, uniform texture	varying lt & dk grain	fine grain, knots	moderate grain, knots	open grain cathedral	tight, close grain	close grain	moderate grain	loose grain	
	best w clear finish	stains well, hard	best w clear	best w clear, soft	stains well, hard	best w paint, dark stains	best w clear	best w clear	best w dark stains	
	CLEAR									
	SNOW									
	GOLD									
	HAZELNUT									
	BUTTER-SCOTCH									
	NADIA									
	SMOKY NUT									
	RUE									
	ROASTED BROWN									
	DIESEL									
	CHOCOLATE									
	TARO									
	PAINT									

Customer acknowledges and agrees that they have reviewed and understand that Badger Corrugating Company recommends the above stock colors on specific wood species. Customer acknowledges that if they request a stock color on a non-recommended species of wood Badger Corrugating Company is not responsible for the color quality of their product. Badger Corrugating Company's goal is to not only meet our customer needs, but to ensure that they are getting the quality outcome in the color of their interior millwork product.

NEW CORE  
**MILLWORK  
COLORS**



INTERIOR MILLWORK CORE STAIN COLORS

					
Clear	Snow	Gold	Hazelnut	Butterscotch	Nadia
					
Smoky Nut <small>colors shown on Oak</small>	Rue	Roasted Brown	Diesel	Chocolate	Taro

INTERIOR MILLWORK CORE PAINT COLORS

					
Badger White	Bound	Derson	Bent	Ala	Rushed
					
Isty	Tin	Putty	Greystone	Black	

See your Territory Manager for color rings.  
Due to printing limitations, actual colors may vary slightly from those shown.  
Please refer to a color ring for accurate colors. Final product may vary slightly.

800.356.8004 • [badgerlax.com](http://badgerlax.com)

18-SC 4.1619





**We'll Finish It...** Start to Finish, every aspect is performed "In-House" at Badger Corrugating. With unlimited matching capabilities and finishing options, we can offer paint glazing, stain glazing, artisan finishing and distressing. Perfect for remodel, fire restoration and general restoration projects. From windows, shutters, clad frames, aluminum siding and storm doors to steel sheets, XO board, soffit & fascia, virtually anything is possible.

### INTERIOR MILLWORK FINISH OPTIONS



**See Badger Color Brochure or Dealer Wall Sample  
Board for Core & Standard Colors.**

**\* \* Ask for a Wood Sample on your Species \* \***

Gallon	Quart	Pint	Gallon	Quart	Pint
Core & Standard Stain Colors			Non-Standard/Custom Stain Colors		
IDST100GL	IDST100QT	IDST100PT	IDST199GL	IDST199QT	IDST199PT
\$61.13	\$28.70	\$21.18	\$107.08	\$51.05	\$38.84
BADGER CORE COLORS					
STAIN					
Butterscotch	Clear	Diesel	Gold	Chocolate	Hazelnut
Nadia	Roasted Brown	Rue	Smoky Nut	Snow	Taro
PAINT					
Ala	Badger White	Bent	Bound	Derson	Extra
Isty	Pure	Putty	Rushed	Tin	
BADGER STANDARD COLORS					
STAIN					
Amber	Black Pepper	Brown Sugar	Chili Powder	Fruitwood	Golden
Natural		Nutmeg	Toffee	Walnut	
PAINT					
Almond		Cement	Cream	Dusty	
Eggshell		Lite Chocolate	Marshmallow	Sage	
Gallon	Quart	Pint	Gallon	Quart	Pint
Core & Standard Paint Colors			Non-Standard/Custom Stain Colors		
IDPT100GL	IDPT100QT	IDPT100PT	IDPT199GL	IDPT199QT	IDPT199PT
\$61.13	\$28.70	\$21.18	\$107.08	\$51.05	\$38.84
TOP COAT					
Ultra Brushable Polyurethane		Gallon	Sprayable		Gallon
White	IDTC100GL	\$104.40	White	IDTC150GL	\$60.46
Clear	IDTC101GL	\$156.68	Clear	IDTC151GL	\$47.76



## FINISH OPTIONS

### PREFINISHING CHARGES

#### RAW DOOR PREP CHARGES (Slabs Only)

##### Sand

Door Slabs	Product #	Price	UOM
Flush Doors	IDLRD001	\$23.65	Ea.
Panel or Lited Doors	IDLRD002	\$30.34	Ea.
Louver Doors	IDLRD003	\$50.60	Ea.
2-Door Bifolds	Product #	Price	UOM
Flush & Panel Doors	IDLRD004	\$33.76	Ea.
Louver Doors	IDLRD005	\$60.74	Ea.
4-Door Bifolds	Product #	Price	UOM
Flush & Panel Doors	IDLRD006	\$67.49	Ea.
Louver Doors	IDLRD007	\$121.48	Ea.

#### PREFINISHING UPCHARGES

All prefinished orders will be processed on a per order basis. (Allow 12 working days for delivery.)

#### GLAZING / DISTRESSING (20 working days required for delivery)

A premium process enhancing color tones and wood's natural characteristics.

##### GLAZING

Description	Stain	Price	Paint	Price	UOM
DOORS: Slab, Prehung, 2-Dr & 4-Dr Bifolds	IDPF201	\$415.16	IDPNT200	\$530.72	/ Door
TRIM	IDPF201-LF	\$3.86	IDPNT200-LF	\$3.86	/ LF

STAIR PARTS

100% UPCHARGE

##### DISTRESSING

DOORS: Slab, Prehung, 2-Dr & 4-Dr Bifolds	IDPF202	\$415.16	IDPNT204	\$530.72	/ Door
TRIM	IDPF202-LF	\$3.86	IDPNT204-LF	\$3.86	/ LF

STAIR PARTS

100% UPCHARGE

Add above up-charges to the Standard Prefinish prices listed below.

#### NON-STANDARD PREFINISHING UPCHARGES

For dark colors (heavily pigmented) requiring a dye stain base with pigmented overlays and tinted top coat.

Description	Finish	Product #	Price	UOM
DOORS: Slab, Prehung, 2-Dr & 4-Dr Bifolds	IDPF203	IDPNT205	\$183.36	/ Door
TRIM	IDPF203-LF	IDPNT205-LF	\$1.59	/ LF

Add above up-charges to the Standard Prefinish prices listed below.

- - - - Allow an additional 8 days for delivery (20 working days). - - - -

DOORS (Slabs Only)	Stain	Paint	Price	UOM
Hollow Core Flush, Primed Hardboard, MDF	IDPF001	IDPNT001	\$52.29	Ea.
Solid Core Flush	IDPF002	IDPNT002	\$74.00	Ea.
Lited Doors	IDPF007	IDPNT007	\$109.04	Ea.
Panel Doors	IDPF008	IDPNT008	\$87.35	Ea.
Solid Core (OEB)	IDPF008	IDPNT008	\$87.35	Ea.
2-Dr Hollow Core, Primed Hardboard, MDF Bifold	IDPF003	IDPNT003	\$55.63	Ea.
2-Dr. Solid Core Bifold	IDPF005	IDPNT005	\$74.00	Ea.
2-Dr. Panel Bifold	IDPF005	IDPNT005	\$74.00	Ea.
2-Dr. Louvered Bifold	IDPF009	IDPNT009	\$135.76	Ea.
4-Dr Hollow Core, Primed Hardboard, MDF Bifold	IDPF004	IDPNT004	\$109.04	Ea.
4-Dr. Solid Core Bifold	IDPF006	IDPNT006	\$145.77	Ea.
4-Dr. Panel Bifold	IDPF006	IDPNT006	\$145.77	Ea.
4-Dr. Louvered Bifold	IDPF010	IDPNT010	\$269.29	Ea.

## FINISH OPTIONS

### PREFINISHING CHARGES

MOULDING	Stain	Paint	Price	UOM
Base - Up to 5-1/2"	IMPF010	IMPT010	\$0.57	Ft.
Base - Over 5-1/2"	IMPF050	IMPT050	\$0.87	Ft.
Casing - Up to 3-1/2"	IMPF001	IMPT001	\$0.54	Ft.
Stop	IMPF012	IMPT012	\$0.80	Ft.
Apron	IDPF033		\$0.83	Ft.
Quarter Round	IMPF021	IMPT021	\$0.80	Ft.
Outside Corner	IMPF019	IMPT019	\$0.80	Ft.
Hook Strip (Any size)	IDPF036		\$0.83	Ft.
Bead Board (3' Pc.)	IMPF031	IMPT031	\$7.45	Pc.
Astragal (7' Pc.)	IMPF032	IMPT032	\$9.88	Pc.
Corner Block	IMPF036	IMPT036	\$8.41	Pc.
Plynth Block	IMPF037	IMPT037	\$8.41	Pc.
Crown Moulding	IMPF022	IMPT022	\$1.34	Ft.
Base Shoe	IMPF017	IMPT017	\$0.80	Ft.
Cove	IMPF024	IMPT024	\$0.80	Ft.
Corner Guards (Lg & Sm)	IMPF045	IMPT045	\$0.80	Ft.
Mull Casing	IMPF026	IMPT026	\$0.80	Ft.
Panel Mould/Chair Mould	IMPF030	IMPT030	\$0.80	Ft.
Screen Mould	IMPF044		\$0.80	Ft.
Lattice	IMPF043	IMPT043	\$0.80	Ft.
Door Toppers (1/0-3/0)	IMPF071	IMPT071	\$33.32	Ft.
Door Toppers (4/0-6/0)	IMPF072	IMPT072	\$66.67	Ft.
STAIR PARTS	Stain	Paint	Price	UOM
Newel Post	STPF004	STPT004	\$30.97	Pc.
Box Newel Post	STPF027	STPT027	\$63.85	Pc.
Baluster	STPF006	STPT006	\$13.22	Pc.
Volute	STPF016	STPT016	\$37.66	Pc.
Fittings	STPF017	STPT017	\$37.66	Pc.
Skirt Boards	IMPF059		\$2.34	Ft.
Hand Rail	STPF011	STPT011	\$2.34	Ft.
Round Hand Rail	IMPF029		\$2.34	Ft.
Closet Pole	IMPF047		\$1.70	Ft.
Fillet	STPF015	STPT015	\$1.34	Ft.
SPECIALTY PRODUCTS	Stain	Paint	Price	UOM
Rosettes	STPF018	STPT018	\$8.85	Pc.
Crown Blocks	IDPF060		\$8.57	Pc.
Base Blocks, RC2 Inside/Outside Corners	IDPF061		\$8.41	Pc.
Stair Treads 11-1/4" ---- 48", 60", 72"	IDPF062		\$11.60	Ft.
Starting Steps --- 48", 60", 72"	STPF020	STPT020	\$118.68	Pc.
Landing Tread 3-1/2"	STPF022	STPT022	\$2.06	Ft.
Landing Tread 5-1/4"	STPF023	STPT023	\$2.03	Ft.
Return Tread 11-1/2" & 6"	STPF026	STPT026	\$13.87	Pc.
False Riser 6"	IDPF067		\$7.07	Pc.
Tread Mold	STPF030	STPT030	\$0.87	Ft.
Door Jambs	JBPF001	JBPT001	\$0.96	Ft.
Lite Kits	IDPF081	IDPNT081	\$31.04	Ft.

## FINISH OPTIONS

### PREFINISHING CHARGES

#### S4S BOARDS

Pricing for S4S items include 1 face and 2 edges. Prices are per foot for finishing and painting ONLY.

Finish 3 Sides (1 face and 2 edges)	Stain	Paint	Price	UOM
1 x 4	IDPF050	IDPNT050	\$2.96	Ft.
1 x 6	IDPF052	IDPNT052	\$2.96	Ft.
1 x 8	IDPF054	IDPNT054	\$2.96	Ft.
1 x 10	IDPF056	IDPNT056	\$3.44	Ft.
1 x 12	IDPF058	IDPNT058	\$3.44	Ft.

Finish 4 Sides	Stain	Paint	Price	UOM
1 x 4	IDPF051	IDPNT051	\$5.91	Ft.
1 x 6	IDPF053	IDPNT053	\$5.91	Ft.
1 x 8	IDPF055	IDPNT055	\$5.91	Ft.
1 x 10	IDPF057	IDPNT057	\$6.87	Ft.
1 x 12	IDPF059	IDPNT059	\$6.87	Ft.

PLYWOOD	Prod.#	Price	UOM
4' X 8' 2 Sides	IDPF085	\$182.53	Pc.
4' X 8' 1 Side	IDPF086	\$91.26	Pc.

FIREPLACE MANTELS	Stain	Paint	Price	UOM
Mantel Cap	FPPF001	FPPF003	\$141.88	Each
Full Surround	FPPF002	FPPF004	\$350.89	Each
Optiflame Full Surround Mantel	FPPF010		\$350.89	Each

#### GARAGE DOORS

Exterior Standard Colors		
Up to Sizes 9' x 8'	GDPT001	\$1,102.76
10' x 8' or larger (Includes 16' Doors)	GDPT002	\$1,390.71
Custom Colors Set-Up Charge		
1 Color per Door	GDPT010	\$85.71
2+ Colors per Door	GDPT011	\$114.27

**\*\*\* NOTE: All Custom Colors Require Signed Approval Sheet \*\*\***

#### CLAD GARAGE DOOR FRAME

9' x 8'	GDL031	\$255.07
16' x 8'	GDL030	\$326.50

#### COMPOSITE COLUMNS & POSTS

Up to 10' tall (Includes cap & base)	CLMNPF001	\$464.10	Per Column
10' to 16' (Includes cap & base)	CLMNPF002	\$749.18	Per Column

#### Base & Cap Set

XO BOARD	XO BOARD	XO BOARD	XO BOARD
3-1/2" XO Board or Corner	PFXO-01	\$2.41	Per LF
5-1/4" XO Board or Corner	PFXO-02	\$2.82	Per LF
7-1/4" XO Board	PFXO-03	\$3.43	Per LF
9-1/4" XO Board	PFXO-04	\$4.11	Per LF
11-1/4" XO Board	PFXO-05	\$4.94	Per LF

## FINISH OPTIONS

### PREFINISHING CHARGES - CUSTOMER SUPPLIED MATERIAL

**Customer supplied material**, prefinished at Badger, will be billed at a **60% upcharge** to the listed prices, **plus handling and freight charges** if picked up by a Badger truck or for job site deliveries. (See details below.)

#### **PREFINISHING CHARGES:**

All prefinished orders will be processed on a per order basis.  
(Allow 15 working days for delivery.)

***!!! IMPORTANT: The color approval sheet must be signed and received at Badger's millwork office before product goes into production/finishing.***

**GLAZING / ARTISAN COLORS:** (20 working days required for delivery)

#### **DARK COLORS (heavily pigmented):**

require a dye stain base with pigmented overlays and tinted top coat.  
Allow an additional 8 days for delivery (20 working days).

**Standard Handling Charge:** A standard handling charge of ***\$195.51*** (IDLHC-IB) will be added to the order. This covers the time & labor to unload, un-package and sort the material before pre-finishing preparations can begin.

**Delivery to Badger:** Prices are based on material being delivered to Badger by the customer. A fee will be charged if material is to be picked up by a Badger truck. This upcharge will vary based on product and quantities being returned.  
Call our Millwork office for quote. ***(1-877-234-9756)***

#### **Packaging Conditions:**

To prevent damage in transit, material should be prepared as follows:

- > Doors should be diaper wrapped and in cardboard with top, bottom & corners protected.
- > Interior Molding should be packaged face to face & shrink wrapped
- > Wood Stair parts must be wrapped in cardboard & shrink wrapped if original shipping carton is not available.
- > Fluids: Must have original label and to prevent spillage liquid containers must be sealed tight with can clips.

#### **Return Delivery Charge:**

Additional freight charges may apply for job site deliveries.






**We'll Finish It... Exterior or Interior...** Start to Finish, every aspect is performed "In-House" at Badger Corrugating. With unlimited matching capabilities and finishing options, we can offer paint glazing, stain glazing, artisan finishing and distressing. Perfect for remodel, fire restoration and general restoration projects. From windows, shutters, clad frames, aluminum siding and storm doors to steel sheets, XO board, soffit & fascia, virtually anything is possible.

Badger Corrugating offers a prefinishing option for Steel and Fiberglass doors and sidelites. All stock and special order doors and sidelites may be ordered prefinished. They will be spray painted or stained in our professional finishing booth, and then may be installed in a wood or clad jamb.

Badger's finish combines polyester resins for toughness, and acrylic resins for long-term weathering and film flexibility.

When placing an order for prefinished doors and sidelites, allow an additional two (2) week lead time. Custom colors may take one (1) week longer. No up-charge for custom colors (stain or paint).

Exterior Colors	
 <p>See our Color Rings for a Wide Selection of Colors</p>	
Stain	Paint
<p>Hand-rubbed Artist Oils</p> <p>3-Year Limited Warranty</p>	<p>10-Year Limited Paint Performance Warranty</p> <p>For either Steel Or Fiberglass doors.</p>











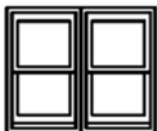

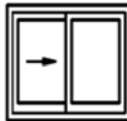
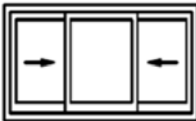




**Please Note:** Wood frames and brickmold do NOT have any finish warranty for either paint or stain.








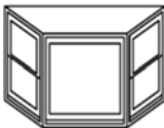
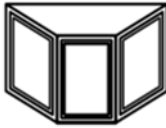
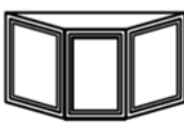







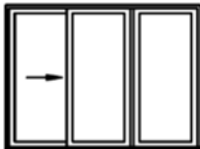
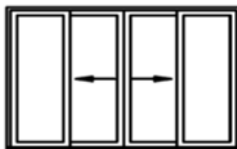


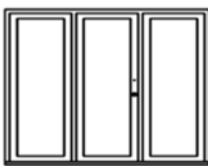
## FINISH OPTIONS

### PREFINISHING CHARGES - WINDOWS & PATIO DOORS

AWNING						
	Prod #:	PFWIN01-1	PFWIN01-2	PFWIN01-3	PFWIN01-4	PFWIN01-5
	Unit Price:	\$329.17	\$658.32	\$329.17	\$658.32	\$329.17
CASEMENT						
	Prod #:	PFWIN02-1	PFWIN02-2	PFWIN02-3	PFWIN02-4	
	Unit Price:	\$329.17	\$658.32	\$987.49	\$1,316.64	
DOUBLE HUNG						
	Prod #:	PFWIN03-1	PFWIN03-2	PFWIN03-3		
	Unit Price:	\$329.17	\$658.32	\$987.49		
SLIDER						
	Prod #:	PFWIN04-1		PFWIN04-2		
	Unit Price:	\$329.17		\$658.32		
PICTURE						
	Prod #:	PFWIN05-1	PFWIN05-2	PFWIN05-3	PFWIN05-4	
	Unit Price:		2 Unit (1 Pic + 1 Awn)	3 Unit (1 Pic + 2 DH)	3 Unit (1 Pic + 2 Csm)	
	Unit Price:	\$329.17	\$329.17	\$987.49	\$987.49	

## FINISH OPTIONS

### PREFINISHING CHARGES - WINDOWS & PATIO DOORS

ARCHED												
		----- 1 Unit -----		2 Unit		3 Unit						
Prod #:		PFWIN06-1		PFWIN06-2		PFWIN06-3						
Unit Price:		\$329.17		\$658.32		\$987.49						
BAY					BOW							
	3 Unit Bay (1 Pic+2DH)		3 Unit Bay			3 Unit Bow		4 Unit Bow				
Prod #:		PFWIN07-1		PFWIN07-2		Prod #:		PFWIN08-1		PFWIN08-2		
Unit Price:		\$987.49		\$987.49		Unit Price:		\$987.49		\$1,316.64		
HEAD & SEAT BOARD (Not included in above pricing)												
PFWIN07-HS		Add:	\$294.92	to unit price		PFWIN07-HS		Add:	\$294.92	to unit price		
GEOMETRIC												
	With NO Grilles		Half Round		Quarter Round		Octagon		Elliptical (Oval)		Circle	
	Prod. #:		PFWIN09-1		PFWIN09-2		PFWIN09-3		PFWIN09-4		PFWIN09-5	
	Unit Price:		\$329.17		\$329.17		\$329.17		\$329.17		\$329.17	
Windows With Wood Internal Grilles: (External Grilles by Quote Only)												
Prod. #:		PFWIN10-1		PFWIN10-2		PFWIN10-3		PFWIN10-4		PFWIN10-5		
Unit Price:		\$465.46		\$465.46		\$465.46		\$465.46		\$465.46		
SLIDING PATIO DOOR												
Prod #:			PFWIN11-1		PFWIN11-2		PFWIN11-3					
Unit Price:			\$884.17		\$1,326.26		\$1,768.35					
SWINGING PATIO DOOR												
Prod #:			PFWIN12-1		PFWIN12-2		PFWIN12-3					
Unit Price:			\$442.08		\$884.17		\$1,326.26					

## FINISH OPTIONS

### PREFINISHING CHARGES - WINDOWS & PATIO DOORS

<b>WINDOW EXTENSION JAMB FINISHING (Paint or Stain)</b>	<b>Prod. #</b>	<b>Price</b>	<b>UOM</b>
Andersen Window Ext. Jambs	PFWIN021	\$2.54	LF
Extension Jambs NOT Applied (Up to 6')	PFWIN022	\$3.34	LF
Vinyl Windows w/Fac. Applied Ext. Jambs	PFWIN023	\$5.47	LF
<b>MISCELLANEOUS</b>	<b>Prod. #</b>	<b>Price</b>	<b>UOM</b>
Single Unit (Interior Side)	PFWIN015	\$147.47	Unit
Replacement Unit Kits (2 Units) Interior Side	PFWIN016	\$294.92	Unit
Wood Barn Unit (Both Sides - 1 Color)	PFWIN017	\$251.91	Unit
Wood Barn Unit (One Side - 1 Color)	PFWIN018	\$125.96	Unit
Aluminum Sliders (Cornbelt)	PFWIN019	\$368.67	Unit
Custom Projects	PFWIN020	Call for Price Quote	
Circular Trim for Arches (Circle Tops, Eyebrows, Elip. Etc)	PFWIN024	\$63.20	Each

# INTERIOR MILLWORK HARDWARE

<b>Description</b>	<b>Page</b>
Bifold Track & Hdwe	IM-V-2-3
Bypass Track & Hdwe	IM-V-4
Pocket Door Frames & Access.	IM-V-5
Hinges	IM-V-6-8
Barn Door Track	IM-V-8
Builders Hardware	IM-V-9-14
Shelf & Rod Supports	IM-V-14
Door Closures	IM-V-15
Locksets	IM-V-16-26



**Prices and specifications are subject to change without notice.**

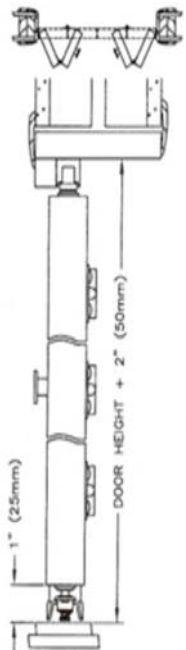


## L.E. JOHNSON HARDWARE

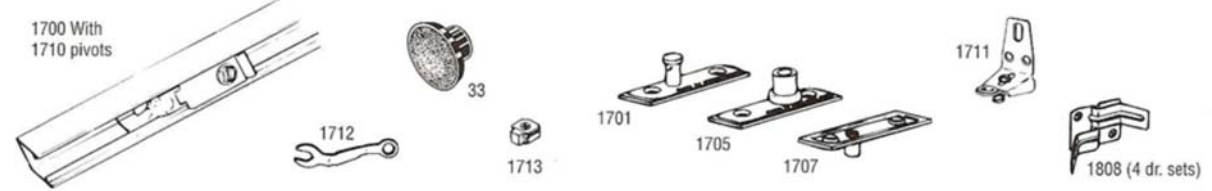
### Bifold Door Track, Hardware & Accessories

#### #1700 TOP MOUNTED BIFOLD DOOR TRACK & HARDWARE

- - - - Standard on all Panel Doors - - - -



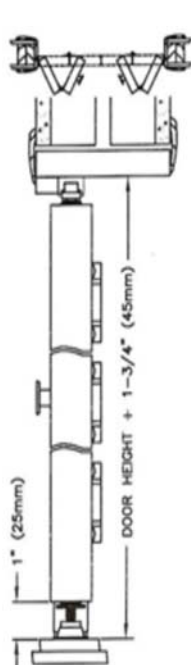
1700 With 1710 pivots



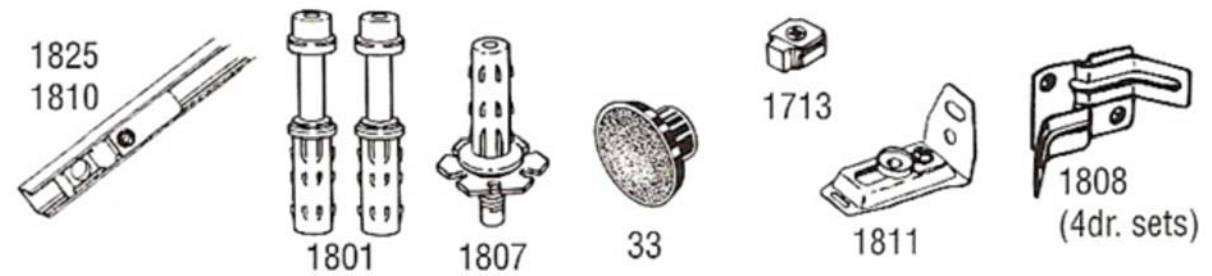
Door Size	Mfg.#	Track & Hdwe		Track Only (w/ pivot)		Hdwe Pkg Only	
		Prod.#	Per Set	Prod.#	Per Each	Prod.#	Per Each
2/0 (2-Dr)	1700243H	IDP130	\$16.99	IDP130-T	\$7.35	For 2-Dr Units	
2/6 (2-Dr)	1700263H	IDP131	\$17.96	IDP131-T	\$8.33	IDP130-H	\$9.64
3/0 (2-Dr)	1700303H	IDP132	\$18.92	IDP132-T	\$9.28		
4/0 (4-Dr)	1700486H	IDP133	\$31.80	IDP133-T	\$14.37	For 4-Dr Units	
5/0 (4-Dr)	1700506H	IDP134	\$33.77	IDP134-T	\$16.34	IDP133-H	\$17.44
6/0 (4-Dr)	1700606H	IDP135	\$35.77	IDP135-T	\$18.34		

#### #1825 FLOOR MOUNTED BIFOLD DOOR TRACK & HARDWARE (Standard)

- - Standard on all Hollow Core Doors. Series #1700 may be substituted upon request. - -



1825  
1810



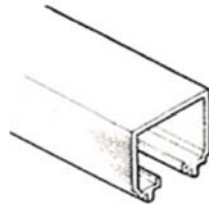
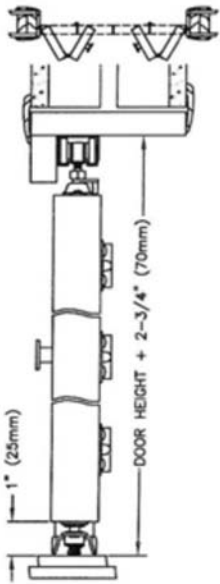
Door Size	Mfg.#	Track & Hdwe		Track Only		Hdwe Pkg Only	
		Prod.#	Per Set	Prod.#	Per Each	Prod.#	Per Each
2/0 (2-Dr)	1838243H	IDP150	\$13.54	IDP150-T	\$6.17	For 2-Dr Units	
2/6 (2-Dr)	1838303H	IDP151	\$13.88	IDP151-T	\$6.51	IDP150-H	\$7.37
3/0 (2-Dr)	1838363H	IDP152	\$14.58	IDP152-T	\$7.21		
4/0 (4-Dr)	1838486H	IDP153	\$26.46	IDP153-T	\$12.11	For 4-Dr Units	
5/0 (4-Dr)	1838606H	IDP154	\$28.16	IDP154-T	\$13.81	IDP153-H	\$14.35
6/0 (4-Dr)	1838726H	IDP155	\$29.86	IDP155-T	\$15.51		
8/0 (4-Dr)	1838966H	IDP156	\$52.11	IDP156-T	\$37.76		

## L.E. JOHNSON HARDWARE

### Bifold Door Track, Hardware & Accessories

#### #111FD SURFACE MOUNT BIFOLD DOOR TRACK & HARDWARE

*Deluxe, commercial grade for 3/4" to 1-3/4" panels up to 50 lbs.*



1020  
HANGER  
(2 DR - 1 ea.)  
(4 DR - 2 ea.)



118  
PIVOT



33  
KNOB  
(2 DR - 1)  
(4 DR - 2)



1711  
JAMB  
BRACKET  
(2 DR - 1 ea.)  
(4 DR - 2 ea.)



1707  
BOTTOM  
PIVOT



1155  
STOP  
(2 DR - 1)  
(4 DR - 2)



1808  
ALIGNER  
(4 DR ONLY)

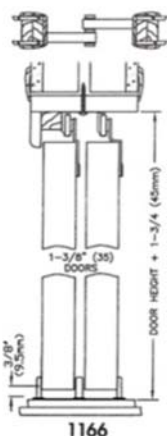
Door Size	Mfg.#	Track & Hdwe	
		Prod.#	Per Set
3/0 (2-Dr)	111FD362	IDP670	\$32.96
4/0 (4-Dr)	111FD484	IDP671	\$55.34
5/0 (4-Dr)	111FD604	IDP672	\$58.21
6/0 (4-Dr)	111FD724	IDP673	\$61.19



WOOD BIFOLD KNOB w/SCREW #36			
Mfg.#	Prod.#	Per Each	Prefinished
36	IDP480	\$1.93	\$3.53

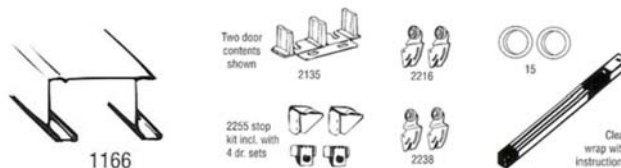
## L.E. JOHNSON HARDWARE

### Sliding Door Track, Hardware & Accessories

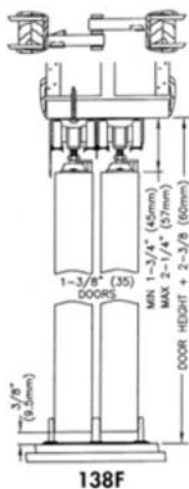


#### #1166 BYPASS SLIDING DOOR TRACK & HARDWARE

For 3/4" or 1-3/8" doors to 50 lbs.

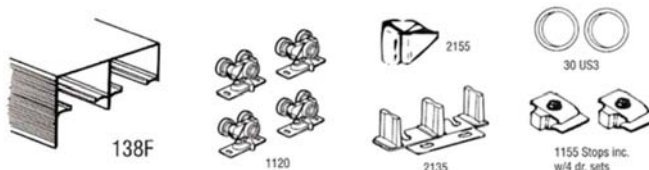


Nominal Opening Size	Mfg.#	Prod.#	Per Each
48" - 2 Dr	1166G482	IDP110	\$17.19
60" - 2 Dr	1166G602	IDP111	\$20.63
72" - 2 Dr	1166G722	IDP112	\$23.50

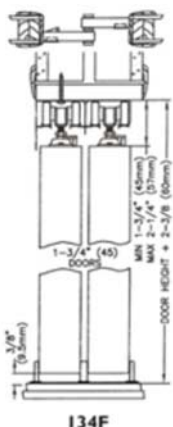


#### #138F H.D. BYPASS SLIDING DOOR TRACK & HARDWARE

For 3/4" or 1-3/8" doors to 125 lbs.




Nominal Opening Size	Mfg.#	Prod.#	Per Each
48" - 2 Dr	138F482D	IDP113	\$61.73
60" - 2 Dr	138F602D	IDP114	\$69.17
72" - 2 Dr	138F722D	IDP115	\$76.73
96" - 4 Dr	138F964D	IDP116	\$123.38



#### #134F H.D. BYPASS SLIDING DOOR TRACK & HARDWARE

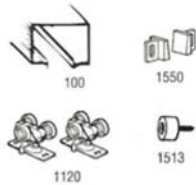
For 1-3/4" doors to 125 lbs.



Nominal Opening Size	Mfg.#	Prod.#	Per Each
60" - 2 Dr	134F602D	IDP117	\$76.23
72" - 2 Dr	134F722D	IDP109	\$99.19

## L.E. JOHNSON HARDWARE

### Pocket Door Frames, Hardware & Accessories

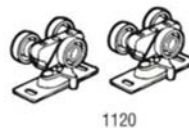


#### #2710 POCKET DOOR FRAME & HARDWARE

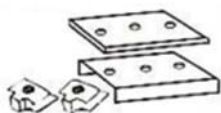
4-9/16" Frame. Track is attached to header. Delivered as a complete frame unit. Suitable for doors 1-1/8" or 1-3/8" (\*\*) thick, weighing up to 80 pounds.

SIZE	R.S.O. (WxH)	Prod. #	Per Each
2/0 x 6/8	50" x 84-1/2"	PKT2068	\$96.38
2/4 x 6/8	58" x 84-1/2"	PKT2468	\$103.30
2/6 x 6/8	62" x 84-1/2"	PKT2668	\$103.30
2/8 x 6/8	66" x 84-1/2"	PKT2868	\$106.76
3/0 x 6/8	74" x 84-1/2"	PKT3068	\$108.50

**(\*\*)CUSTOM SIZE POCKET FRAME** Any 1-3/8" doors with raised moulding OR any door thicker than 1-3/8" will require a custom size pocket frame. Note: This will also require wall to be thicker than standard 2 x 4 to accept custom size frame. **Call for Pricing.**



SIZE	R.S.O. (WxH)	Prod. #	Per Each
3/0 x 6/8	73" x 84-1/2"	PKT3068KD	\$111.43



#### POCKET DOOR ACCESSORIES

Description	Mfg. #	Prod. #	Per Each
<b>Converging Door Connector:</b> for connecting 2 pocket door frames together.			
	1555PPK3	IDP180	\$11.32
<b>#150 Edge Pull:</b> retractable pull, handy for pulling door from pocket.			
US3 Brt Brass	#150	IDP183	\$22.12
<b>Pocket Door Hardware Kit: Each bag contains:</b> 2 - Hangers w/screws (#1120), 1 - Bumper w/screws (#1513), 1 - Guide w/screws (#1550), 1 - Wrench (#1712), 1 set of instructions (#2700)			
	#10312702	IDP184	\$14.68

\*Quick Ship - Badger Three to Four Week Ship Program.



## INTERIOR DOOR - HINGES



SIZE	FINISH	PROD.#	PRICE	UOM
PLAIN BEARING - 5/8" R/C - (with Screws)				
3-1/2" x 3-1/2"	US3/4 Brighter (Satin Brass)	IDHG200	\$2.57	EA
3-1/2" x 3-1/2"	Bright Brass (605 / US3)	IDHG201	\$4.40	EA
3-1/2" x 3-1/2"	Dull Chrome (626 / US26D)	IDHG202	\$4.40	EA
3-1/2" x 3-1/2"	Antique Brass (609 US5)	IDHG203	\$4.40	EA
3-1/2" x 3-1/2"	Antique Nickel (620 / US15A)	IDHG204	\$4.40	EA
3-1/2" x 3-1/2"	Colonial Bronze (613 / US10B)	IDHG205	\$4.87	EA
3-1/2" x 3-1/2"	Satin Nickel (619 / US15)	IDHG206	\$4.40	EA
3-1/2" x 3-1/2"	Black Primed	IDHG207	\$4.40	EA
3-1/2" x 3-1/2"	White Primed w/Dull Chrome Screws	*Quick Ship		EA
4" x 4"	US3/4 Brighter (Satin Brass)	IDHG208	\$5.07	EA
4" x 4"	Dull Chrome (626 / US26D)	IDHG209	\$6.24	EA
4" x 4"	Satin Nickel (619 / US15)	*Quick Ship		EA
BALL BEARING - SQUARE - (with Screws)				
4" x 4"	Bright Brass (605 / US3)	*Quick Ship		EA
4" x 4"	Dull Brass (606 / US4)	IDHG212	\$24.68	EA
4" x 4"	Dull Chrome (626 / US26D)	IDHG213	\$22.55	EA
4" x 4"	Antique Bronze Lacquered (641 / US10a)	IDHG214	\$26.10	EA
4" x 4"	Satin Nickel (619 / US15)	IDHG215	\$19.22	EA
4-1/2" x 4-1/2"	Bright Brass (605 / US3)	IDHG216	\$28.59	EA
4-1/2" x 4-1/2"	Dull Chrome (626 / US26D)	*Quick Ship		EA
4-1/2" x 4-1/2"	Antique Brass (609 / US5)	*Quick Ship		EA
4-1/2" x 4-1/2"	Satin Nickel (619 / US15)	IDHG220	\$24.68	EA
4-1/2" x 4-1/2"	Antique Bronze Lacquered (641 / US10a)	IDHG221	\$28.59	EA
4-1/2" x 4-1/2"	Antique Nickel (620 / US15A)	*Quick Ship		EA
BALL BEARING - SQUARE, NRP - (with Screws)				
4-1/2" x 4-1/2"	Bright Brass (605 / US3)	*Quick Ship		EA
4-1/2" x 4-1/2"	Dull Chrome (626 / US26D)	*Quick Ship		EA

\*Quick Ship - Badger Three to Four Week Ship Program.

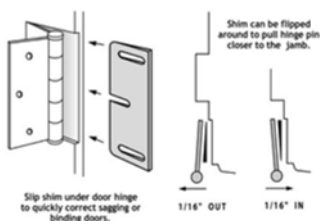
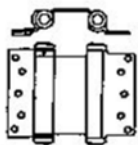
# INTERIOR DOOR - HINGES



SIZE	FINISH	PROD.#	PRICE	UOM
<b>BALL BEARING - 1/4" R/C - (with Screws)</b>				
4" x 4"	Bright Brass (605 / US3)		*Quick Ship	EA
4" x 4"	Dull Brass (606 / US4)		*Quick Ship	EA
4" x 4"	Dull Chrome (626 / US26D)		*Quick Ship	EA
4" x 4"	Antique Bronze Lacquered (641 / US10a)		*Quick Ship	EA
4" x 4"	Satin Nickel (619 / US15)		*Quick Ship	EA
4-1/2" x 4-1/2"	Bright Brass (605 / US3)		*Quick Ship	EA
4-1/2" x 4-1/2"	Dull Brass (606 / US4)		*Quick Ship	EA
4-1/2" x 4-1/2"	Antique Bronze Lacquered (641 / US10a)		*Quick Ship	EA
4-1/2" x 4-1/2"	Antique Nickel (620 / US15A)		*Quick Ship	EA
4-1/2" x 4-1/2"	Satin Nickel (619 / US15)		*Quick Ship	EA
4-1/2" x 4-1/2"	Antique Brass (609 / US5)		*Quick Ship	EA
<b>BALL BEARING - 5/8" R/C - (with Screws)</b>				
3-1/2" x 3-1/2"	US3/4 Brighter (Satin Brass)	IDHG237	\$2.63	EA
3-1/2" x 3-1/2"	Bright Brass (605 / US3)	IDHG238	\$4.87	EA
3-1/2" x 3-1/2"	Dull Chrome (626 / US26D)	IDHG239	\$4.87	EA
3-1/2" x 3-1/2"	Antique Brass (609 US5)	IDHG240	\$4.87	EA
3-1/2" x 3-1/2"	Antique Nickel (620 / US15A)	IDHG241	\$4.87	EA
3-1/2" x 3-1/2"	Colonial Bronze (613 / US10B)	IDHG242	\$4.87	EA
3-1/2" x 3-1/2"	Satin Nickel (619 / US15)	IDHG243	\$4.87	EA
3-1/2" x 3-1/2"	Polished Chrome (625 / US26)	IDHG244	\$4.87	EA
3-1/2" x 3-1/2"	Satin Black (US1D)	IDHG245	\$4.87	EA
<b>Commercial Weight - (with Screws)</b>				
4" x 4"	Bright Brass (605 / US3)	IDHG246	\$28.59	EA
4" x 4"	Dull Brass (606 / US4)	IDHG247	\$22.76	EA
4" x 4"	Dull Chrome (626 / US26D)	IDHG248	\$24.99	EA
4" x 4"	Satin Nickel (619 / US15)	IDHG250	\$22.01	EA
4" x 4"	Antique Bronze Lacquered (641 / US10a)	IDHG251	\$27.89	EA
<b>Residential Weight - (with Screws)</b>				
4" x 4"	Dull Brass (606 / US4)	IDHG253	\$8.85	EA
4" x 4"	Dull Chrome (626 / US26D)	IDHG254	\$8.85	EA
4" x 4"	Antique Brass (609 US5)	IDHG255	\$10.90	EA
4" x 4"	Satin Nickel (619 / US15)	IDHG256	\$8.85	EA
4" x 4"	Colonial Bronze (613 / US10B)	IDHG257	\$8.85	EA
4-1/2" x 4-1/2"	Bright Brass (605 / US3)		*Quick Ship	EA
4-1/2" x 4-1/2"	Dull Brass (606 / US4)		*Quick Ship	EA
4-1/2" x 4-1/2"	Dull Chrome (626 / US26D)		*Quick Ship	EA

\*Quick Ship - Badger Three to Four Week Ship Program.

## INTERIOR DOOR - HINGES



SIZE	FINISH	PROD.#	PRICE	UOM
SPRING - 1/4" R/C - (with Screws)				
4" x 4"	Bright Brass (605 / US3)	*Quick Ship		EA
4" x 4"	Dull Chrome (626 / US26D)	*Quick Ship		EA
4-1/2" x 4-1/2"	Bright Brass (605 / US3)	*Quick Ship		EA
4-1/2" x 4-1/2"	Dull Brass (606 / US4)	*Quick Ship		EA
4-1/2" x 4-1/2"	Dull Chrome (626 / US26D)	*Quick Ship		EA
4-1/2" x 4-1/2"	Satin Nickel (619 / US15)	*Quick Ship		EA
SPRING - 5/8" R/C - (with Screws)				
3-1/2" x 3-1/2"	Satin Nickel (619 / US15)	IDHG268	\$32.33	EA
4" x 4"	Dull Brass (606 / US4)	IDHG269	\$31.94	EA
SPRING - SQUARE - (with Screws)				
4" x 4"	Bright Brass (605 / US3)	*Quick Ship		EA
4" x 4"	Dull Chrome (626 / US26D)	*Quick Ship		EA
4" x 4"	Satin Nickel (619 / US15)	IDHG272	\$32.62	EA
4-1/2" x 4-1/2"	Bright Brass (605 / US3)	*Quick Ship		EA
4-1/2" x 4-1/2"	Dull Brass (606 / US4)	*Quick Ship		EA
4-1/2" x 4-1/2"	Dull Chrome (626 / US26D)	IDHG275	\$17.61	EA
4-1/2" x 4-1/2"	Satin Nickel (619 / US15)	IDHG276	\$50.04	EA
4-1/2" x 4-1/2"	Antique Bronze Lacquered (641 / US10a)	IDHG277	\$55.65	EA
DOUBLE ACTING				
3"	Brass	*Quick Ship		EA
6"	Bright Brass (3029-6-632)	*Quick Ship		EA
DOOR HINGE SHIM				
3.5"	*Quick Ship		PKG	
4"	*Quick Ship		PKG	

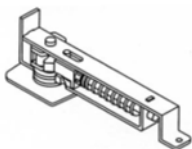
\*Quick Ship - Badger Three to Four Week Ship Program.

## BARN DOOR TRACK



SIZE	FINISH	PROD.#	PRICE	UOM
<b>BENT STRAP</b>				
For use with 1-3/8" and 1 3/4" solid core or wood doors only. Not for use with Pallazzo. Maximum weight: 250 pounds. Maximum door width: 36". Solid wood blocking required for drywall installation (wood and mounting screws not included). Lead times for stocked items are with normal orders; non-stocked items will be 4 weeks.				
M26371	Satin Nickel	IDP500	\$451.38	Each
M26552	Matte Black	IDP501	\$289.43	Each
<b>TRACK JOINER KIT</b>				
M26408	Satin Nickel	IDP502	\$18.88	Each
M26407	Matte Black	IDP503	\$12.58	Each

## BUILDERS HARDWARE



SIZE	FINISH	PROD.#	PRICE	UOM
<b>FLOOR SPRING PIVOT (Horizontal Type)</b>				
Steel mechanism with steel trim. Ball bearing. Double acting. Adjustable spring tension. Non-handed. Hold open at approximately 85 to 90 degrees. Maximum Door - Width: 3'0" Weight: 90 lbs.				
7811-652	Dull Chrome	*Quick Ship		Set
7811-646	Satin Nickel	IDP452	\$204.28	Set
7811-640	Oil Rubbed Bronze	IDP453	\$204.28	Set
<b>JAMB BRACKET</b>				
7805-632	Bright Brass	*Quick Ship		Set
7805-652	Dull Chrome	*Quick Ship		Set
7805-646	Satin Nickel	IDP457	\$21.13	Set
7805-640	Oil Rubbed Bronze	IDP458	\$21.13	Set
<b>GRAVITY PIVOT</b>				
Heavy Duty	Dull Brass (7512-h-633)	*Quick Ship		Set

\*Quick Ship - Badger Three to Four Week Ship Program.

## BUILDERS HARDWARE



SIZE - FINISH	PROD. #	PER EACH
<b>HANDRAIL BRACKET</b> Aluminum. 2-13/16"H x 1-1/2"W. Base to center of rail: 2-3/4". Solid construction for increased strength. Large faceplate. Packed with screws.		
Bright Brass (605 / US3)	B1200	\$11.51
Antique Brass (609 / US5)	B1201	\$11.51
Antique Nickel (620 / US15A)	B1207	\$13.08
Dull Chrome (626 / US26D)	B1208	\$8.24
Satin Nickel (619 / US15)	B1214	\$8.24
Oil Rubbed Bronze (613 / US10B)	B1215	\$8.24
<b>HEAVY DUTY HANDRAIL BRACKET: (With #2 Phillips head mounting screws)</b>		
Satin Nickel (619 / US15)	B1254	\$18.31
Dark Bronze (848 DB)	B1255	\$21.72
<b>FLUSH BOLT</b> 6" x 3/4" Solid Brass faceplate and 1 piece aluminum rod and bolt. Radiused Bottom. Flush bolt designed with face plate rounded for simple, one-step router installation. Deep cup finger hole and double action spring combine to assure ease of operation and automatic holding of bolt in either projected or retracted position. Packed with screw for bolt and strike.		
Bright Brass (605 / US3)	IDP304	\$25.35
Satin Chrome (626 / US26D)	IDP305	\$25.35
Antique Brass (609 / US5)	IDP351	\$27.67
Satin Nickel (619 / US15)	IDP352	\$25.35
Antique Nickel (620 / US15A)	IDP353	\$25.35
Oil Rubbed Bronze (613 / US10B)	IDP354	\$25.35
<b>FLUSH BOLT 1" THROW W/CHANNEL BACK</b> 6" x 3/4" Solid Brass faceplate and 1 piece aluminum rod and bolt. Radiused Bottom. Flush bolt designed with face plate rounded for simple, one-step router installation. Deep cup finger hole and double action spring combine to assure ease of operation and automatic holding of bolt in either projected or retracted position. Packed with screw for bolt and strike.		
Bright Brass (605 / US3)	*Quick Ship	
Antique Brass (609 / US5)	*Quick Ship	
Satin Nickel (619 / US15)	*Quick Ship	
Antique Nickel (620 / US15A)	*Quick Ship	
Oil Rubbed Bronze (613 / US10B)	*Quick Ship	
<b>LEVER EXTENSION FLUSH BOLT - COMMERCIAL GRADE</b>		
<b>Listed for Fire Rated Hollow Core Metal Doors (555 UL)</b>		
Satin Chrome (626 / US26D)	*Quick Ship	
<b>Listed for Wood Composite Fire Rated Doors (555 UL)</b>		
Satin Chrome (626 / US26D)	*Quick Ship	
<b>DUTCH DOOR BOLT</b> 1-5/8" X 4-3/8" Overall Size. Solid Brass. 5/8" Half Round Bolt Size. 9/16" Throw.		
Bright Brass (605 / US3)	*Quick Ship	
Oil Rubbed Bronze (613 / US10B)	IDP359	\$45.05

\*Quick Ship - Badger Three to Four Week Ship Program.

# BUILDERS HARDWARE

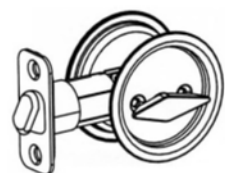


SIZE - FINISH	PROD. #	PER EACH
<b>CONCEALED MAGNETIC CATCH</b>		
Heavy Duty Concealed Magnetic Catch	IDP379	\$21.93
<b>BALL CATCH -- DRIVE-IN (Badger Standard)</b> 1" Diam. Solid Brass. With Strike Plate		
Bright Brass (605 / US3)	IDP380	\$2.67
<b>BALL CATCH STRIKE ONLY</b>		
Light Brass (US3-4)	IDP381	\$1.21
Antique Brass (609 / US5)	IDP382	\$1.24
Antique Nickel (620 / US15A)	IDP383	\$1.24
Polished Chrome (625 / US26)	IDP384	\$1.24
Dull Chrome (626 / US26D)	IDP385	\$1.24
Oil Rubbed Bronze (613 / US10B)	IDP386	\$1.24
Satin Nickel (619 / US15)	IDP387	\$1.41
<b>FLEXIBLE DOOR STOP</b> Steel. Simple to install --- only a screwdriver required. Heavy gauge spring used to maintain rigid protection.		
Bright Brass (605 / US3)	B1202	\$1.44
Antique Brass (609 / US5)	B1203	\$1.44
Satin Nickel (619 / US15)	B1260	\$1.44
Dull Chrome (626 / US26D)	B1261	*Quick Ship
Antique Nickel (620 / US15A)	B1262	\$1.44
Dark Bronze (104 DB)	B1263	\$1.44
<b>HINGE PIN DOOR STOP</b> Heavy Duty Aluminum. For use on hinged doors where the installation of a standard door stop is not desirable. Door opening adjustments: 85° to 125°. Designed for narrow trim installation. High quality rubber bumpers--shoulder on stud supports rubber through entire body for engineered cushioning. Removable bushings accommodate 1/4" to 5/16" diameter hinge pins.		
Antique Nickel (620 / US15A)	B1272	\$3.07
Dull Chrome (626 / US26D)	B1273	\$3.07
Satin Nickel (619 / US15)	B1274	\$4.47
Dark Bronze (122 DB)	B1275	\$4.47
<b>WALL DOOR STOP - CONVEX</b> Wrought brass with plastic drywall anchor. Factory assembled backplate. Concealed mounting.		
Bright Brass (605 / US3)	IDP315	*Quick Ship
Satin Chrome (626 / US26D)	IDP316	*Quick Ship
<b>WALL DOOR STOP - CONCAVE</b> Wrought brass with plastic drywall anchor. Factory assembled backplate. Concealed mounting.		
Dull Chrome (626 / US26D)	IDP371	*Quick Ship



\*Quick Ship - Badger Three to Four Week Ship Program.

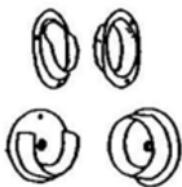
## BUILDERS HARDWARE



SIZE - FINISH	PROD. #	PER EACH
<b>SLIDING DOOR PULL (Passage Pocket Door)</b>		
Solid Brass body and strike plate. Fits doors 1-3/8" to 1-1/2". Pre-assembled for doors opening left to right. Plates are reversible for opening left to right. Decorative coined edges.		
Satin Nickel (619 / US15)	IDP314	\$15.77
Dull Chrome (626 / US26D)	IDP325	*Quick Ship
Polished Chrome (625 / US26)	IDP326	*Quick Ship
Dark Bronze (119 DB)	IDP355	\$18.56
<b>SLIDING DOOR LOCK (Privacy)</b>		
Solid Brass body, strike plate and turn knob. Fits doors 1-3/8" to 1-1/2". Pre-assembled for doors opening left to right. Plates are reversible for opening left to right. Decorative coined edges.		
Satin Nickel (619 / US15)	IDP313	\$15.77
Dark Bronze (120 DB)	IDP356	\$18.84
<b>ROUND DOOR PULL</b>		
Solid Brass. Size: 2-1/8". Low profile makes this pull ideal for louvered, bifolding or wardrobe doors. Extra deep recess for good finger grip. Reverse tapered grip for ease of pulling.		
Antique Brass (636 / AB)	IDP430	\$2.58
Satin Nickel (535 SN)	IDP431	\$1.86
Dark Bronze (135 DB)	IDP432	\$1.86
<b>3/4" ROUND FLUSH DOOR PULL</b>		
Satin Nickel (US15 / SN)	IDP441	\$3.96
Oil Rubbed Bronze (US10A / ORB)	IDP442	\$1.20
<b>ROUND POCKET DOOR LOCK</b>		
<b>Passage</b>		
Bright Brass (334-3)	IDP410	\$37.78
Satin Nickel (334-15)	IDP412	\$37.78
Oil Rubbed Bronze (334-10B)	IDP415	\$37.78
Antique Nickel (334-15A)	IDP413	\$46.12
<b>Privacy</b>		
Satin Nickel (335-15)	IDP422	\$37.78
Oil Rubbed Bronze (335-10B)	IDP425	\$37.78
Antique Nickel (335-15A)	IDP423	\$51.18
Dull Chrome (335-26D)	IDP424	*Quick Ship
Stainless Steel (335-32)	IDP426	\$51.18

\*Quick Ship - Badger Three to Four Week Ship Program.

## BUILDERS HARDWARE




SIZE - FINISH	PROD. #	PER EACH
<b>CLOSET POLE SOCKETS (1 pr/bag)</b>		
Plastic	B1211	\$0.93
<b>WARDROBE HOOK</b> Aluminum. Base: 1-1/8"H x 1-1/8"W Projection: 1-1/8" Compact hook is perfect where space is limited, ideal for behind doors wher low profile is desired. Packed with screws.		
Bright Brass (605 / US3)	B1213	*Quick Ship
<b>WARDROBE (BIFOLD) KNOB</b>		
1-3/4" - Oil Rub Bronze (US10B)	IDP472	\$21.85
1-3/4" - Satin Nickel (US15)	IDP473	\$21.85
<b>NOTCHED LATCH PROTECTOR</b> Notched for ease of installation on cylindrical lockset.		
3" x 11" - Stainless Steel (US32D)	IDP350	*Quick Ship
<b>DOOR PROTECTION PLATE</b> Solid Brass .050 gauge. Furnished with #6 x 5/8 Phillips Oval Head undercut stainless steel sheet metal screws, plated to match.		
6" x 30" - Bright Brass (605 / US3)	IDP340	*Quick Ship
8" x 30" - Bright Brass (605 / US3)	IDP342	*Quick Ship
8" x 34" - Bright Brass (605 / US3)	IDP343	*Quick Ship
6" x 30" - Stainless Steel (630 / US32D)	IDP360	*Quick Ship
6" x 34" - Stainless Steel (630 / US32D)	IDP361	*Quick Ship
8" x 30" - Stainless Steel (630 / US32D)	IDP362	*Quick Ship
8" x 34" - Stainless Steel (630 / US32D)	IDP363	*Quick Ship



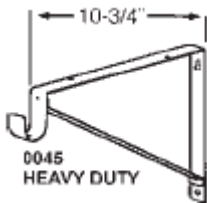
## BUILDERS HARDWARE



SIZE - FINISH	PROD. #	PER EACH
<b>PULL PLATE ("G" Mount)</b>		
3.5 x 15G - Bright Brass (605 / US3)	IDP330	*Quick Ship
3.5 x 15G - Satin Stainless Steel (630 / US32D)	IDP331	*Quick Ship
<b>PUSH PLATE ("G" Mount)</b>		
3.5 x 15G - Bright Brass (605 / US3)	IDP334	*Quick Ship
3.5 x 15G - Satin Stainless Steel (630 / US32D)	IDP335	*Quick Ship
<b>DOOR VIEWERS - 160o</b> Solid Brass. For doors 1-3/8" - 2-1/4". Non-removable. One way vision. Glass lens. Simple installation --- 1/2" hole required. Suggested installion height: 60" from floor.		
UL Rated - Brass (605 / US3)	IDP321	\$12.59
Dull Chrome (26D)	IDP405	\$11.81
Ant. Bronze (US10)	IDP407	\$11.81
<b>DOOR VIEWERS - 190o</b> Solid Brass. UL Listed. For doors 1-3/8" - 2-1/4". Non-removable. One way vision. Glass lens. Simple installation --- 9/16" hole required. Suggested installion height: 60" from floor.		
Brass (605 / US3)	IDP323	*Quick Ship
Ant. Bronze (US10)	IDP404	\$14.17



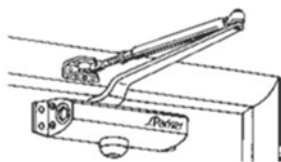
## SHELF & ROD SUPPORTS



<b>Heavy Duty Shelf &amp; Rod Support (riveted construction):</b>					
Will support shelf up to 14" wide and rod up to 1-1/2" diameter, comes with screws.					
Mfg #	Color	Qty/Ctn	Prod #	Brkn/Ctn Per Each	Full/Ctn Per Each
0045-WTS	White-Enamel	20 Each	B0722	\$16.41	\$13.61

\*Quick Ship - Badger Three to Four Week Ship Program.

## DOOR CLOSURES



### THE STREAMLINE DOOR CLOSURE Door Closer w/ Pre-Set Back Check

\*Universal - Goes on left or right hand door with no internal changes. \*Non-Handed Arms - Same closer can be applied to right or left hand door. \*Easy application - Standard or top jamb. \*Constant Checking Action - Provided by full rack and pinion mechanism. \*Narrow Design - Ideal for aluminum, glass and other modern doors. \*Housing - Non-corroding aluminum. \*Top Jamb Installation - Provides maximum headroom. \*Permanent Lubricating Hydraulic Fluid - Non-gumming, non-freezing. Easy, smooth action. \*Easy to Stock - Each closer packed in a shelf box with template, wrench, screws and directions. \*Limited 10 Year Warranty - The best warranty in the field!

	# / Ctn	Prod. #	1 - 9	10 +
<b>#954 - Regular for 4' wide interior doors or 3' wide exterior.</b>				
954BC - DUR	10	B0786	*Quick Ship	
954BC - AL	10	B0784	*Quick Ship	

### TOUCH BAR PANIC DEVICES

Horizontal reversible, rim type touch bar exit devices can be used with a cylinder, keyed ball knob, keyed lever, or a pull. aPacked with latch and strike filler plates. aDeadlatching. aNon-handed for use on right or left opening doors. aEasy to install new or replacement. aComplete with rim strike latch, shim, fasteners, mounting templates and easy to follow instructions.

**Panic Bar** with Aluminum Finish fits a 25" to 36" wide door.

UL520 AL	- - -	B0788	*Quick Ship	
----------	-------	-------	-------------	--

**Levered Keyed Locks** with Dull Chrome Finish

LL520 DCH	Entry Lever Trim	B0789	*Quick Ship	
-----------	------------------	-------	-------------	--

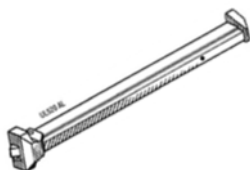
### Parts/Accessories for UL520

Shim Kit for UL520		B0791	*Quick Ship	
--------------------	--	-------	-------------	--

**SEX BOLT with Machine Screw.** (For 1-3/4" doors)

2-1/4" x3/8" and include one screw and one sleeve per pack.

SNMS1 611-DUR	Dark Bronze	IDP401	*Quick Ship	
SNMS1 611-AL	Aluminum	IDP400	*Quick Ship	



**SEE ADDITIONAL HARDWARE OPTIONS IN OUR  
COMMERCIAL MILLWORK SECTION (SECTION Z).**

# SCHLAGE LOCKSETS

**A-Series Residential and Commercial.** Cylindrical key-in-the-knob locks, the "A" series is ideal for heavy duty residential or medium duty commercial uses.

**AL-Series Standard Duty Commercial:** The AL-Series keyed lever lock utilizes the A-Series cylindrical chassis with stylish lever designs supported by heavy duty spring cages. This design provides strength and performance in commercial Grade 2 applications.

**B-Series Security Deadbolt:** B-Series deadbolt locks provide primary or auxiliary security locking. All deadbolts feature a 1" (25mm) throw with Schlage's exclusive door frame reinforcer to help prevent "kick-in" attack.

**F-Series Residential:** The F-Series economical residential Line consists of grip handles with 1" (25mm) throw deadbolts, key-in-the-knob entry locks and matching interior latchsets. They are mechanically long lasting and fill the need for moderate to low cost locks without sacrificing quality.

## HOW TO ORDER:

To order Schlage products, descriptive data should be in the same sequence as shown.

Qty	Product	Outside		Inside		DR Thk	Door Hand				BS	Latch	Strike	Dim	Detail
		Des	Fin	Des	Fin		RH	LH	RR	LR					
1	2	3	4	5	6	7	8				9	10	11	12	13

- |                           |  |   |   |
|---------------------------|--|---|---|
| 1. Quantity               | 7. Door thickness: for non-standard thickness such as 214 = 2-1/4" (57 mm) | 10. Latches: for non-standard latches                   | length, mortise cylinder length, etc.: 118 = 1-1/8" (29 mm), 138 = 1-3/8" (35 mm), etc. |
| 2. Lock number or product | 8. Door Handing  | 11. Strikes: for non-standard strikes                   |   |
| 3. Design: outside        | 9. Backset: 234 - 2-3/4" (70 mm), 005 = 5" (127 mm) backset link.          | 12. Dimensions: for strike lip lengths, padlock shackle | 13. Detail: for keying detail and/or any special instructions                           |
| 4. Finish: outside        |  |   |   |
| 5. Design: inside         |  |   |   |
| 6. Finish: inside         |  |   |   |

## Example

Qty	Product	Outside		Inside		DR Thk	Door Hand				BS	Latch	Strike	Dim	Detail
		Des	Fin	Des	Fin		RH	LH	RR	LR					
100	A53PD	PLY	605			234	25	25	25	25		11-096			1AA-100AA
50	D53PD	RHO	612				50						10-025		101AA-125AA
2	D80PD	80B	626	ORB		214			2					112	Knurled O/S Knobs
20	L9456C	O3L	625	41L			10	10							

## FUNCTIONS

### Handlesets

F160 Single Cylinder  
F162 Double Cylinder  
F193 Dummy Trim

### Knobs & Levers

A10S, AL10S, F10 Passage  
A40S, AL40S, F40 Bed / Bath  
F80 Storeroom  
AL53PD Keyed Entry

F51 Entrance - Knob  
F51 Entrance - Lever  
F170 Dummy

### Deadbolts

B360 Single Cylinder  
B362 Double Cylinder  
B180 Door Bolt

## FINISHES



Bright Brass



Antique Brass



Bright Chrome



Satin Chrome



Satin Nickel



Antique Pewter



Aged Bronze

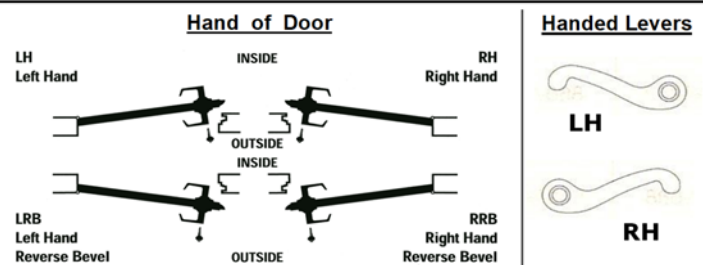
<b>605</b> Bright Brass	<b>609</b> Antique Brass	<b>626</b> Satin Chrome	<b>620</b> Pewter	<b>716</b> Aged Bronze
<b>505</b> Lifetime Bright Brass	<b>625</b> Bright Chrome	<b>619</b> Satin Nickel		

## DOOR HANDING

All Schlage locks are reversible. However, the correct hand should be shown for all pin tumbler locks so that they may be assembled to assure keyholes are in the upright position.

Hand information is also necessary to ensure proper finish of latchbolt and strike for locks ordered that are to be installed on reverse bevel doors.

Follow the diagram to correctly determine the hand of the door.



# SCHLAGE LOCKSETS

All interior locks, keyed deadbolt and entry locks are 2-3/8" to 2-3/4" with 3-way latch and standard strike.



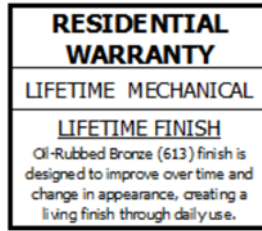
**Georgian (GEO)**

Mfg. #	Function	Finish	Latch	Qty/Ctn	Prod. #	Per Each
<b>GEORGIAN</b>						
F10 GEO 605 BB	Passage	BB	Univ 2-Way	20	B8600	\$27.90
F40 GEO 605 BB	Privacy	BB	Univ 2-Way	20	B8601	\$31.00
F51 GEO 605 BB	Entry	BB	Univ. Dual Option	20	B8602	\$45.32
F170 GEO 605 BB	Dummy	BB	- - - - -	20	B8603	*Quick Ship
F10 GEO 609 AB	Passage	AB	Univ 2-Way	20	B8604	\$27.90
F40 GEO 609 AB	Privacy	AB	Univ 2-Way	20	B8605	\$30.52
F51 GEO 609 AB	Entry	AB	Univ. Dual Option	20	B8606	\$48.82
F170 GEO 609 AB	Dummy	AB	- - - - -	20	B8607	\$15.77
F10 GEO 619 SN	Passage	SN	Univ 2-Way	20	B8608	\$27.90
F40 GEO 619 SN	Privacy	SN	Univ 2-Way	20	B8609	\$30.52
F51 GEO 619 SN	Entry	SN	Univ. Dual Option	20	B8610	\$48.82
F170 GEO 619 SN	Dummy	SN	- - - - -	20	B8611	\$15.77
F10 GEO 620 PW	Passage	PW	Univ 2-Way	20	B8612	\$27.90
F40 GEO 620 PW	Privacy	PW	Univ 2-Way	20	B8613	\$30.52
F51 GEO 620 PW	Entry	PW	Univ. Dual Option	20	B8614	\$51.49
F170 GEO 620 PW	Dummy	PW	- - - - -	20	B8615	\$13.95
F10 GEO 716 AGB	Passage	AGB	Univ 2-Way	20	B8830	\$27.90
F40 GEO 716 AGB	Privacy	AGB	Univ 2-Way	20	B8831	\$30.52
F51 GEO 716 AGB	Entry	AGB	Univ. Dual Option	20	B8832	\$48.82
F170 GEO 716 AGB	Dummy	AGB	- - - - -	20	B8833	\$13.95

\*Quick Ship - Badger Three to Four Week Ship Program.

## SCHLAGE LOCKSETS

All interior locks, keyed deadbolt and entry locks are 2-3/8" to 2-3/4" with 3-way latch and standard strike.



Flair (FLA)

Mfg. #	Function	Finish	Latch	Qty/Ctn	Prod. #	Per Each
<b>FLAIR Reversible</b>						
F10 FLA 605 BB Rev	Passage	BB	Univ 2-Way	20	B8740	*Quick Ship
F40 FLA 605 BB Rev	Privacy	BB	Univ 2-Way	20	B8741	*Quick Ship
F51 FLA 605 BB KA4 Rev	Entry	BB	Univ. Dual Option	20	B8742	*Quick Ship
F170 FLA 605 BB RH	Dummy	BB	- - - - -	20	B8639	*Quick Ship
F10 FLA 609 AB Rev	Passage	AB	Univ 2-Way	20	B8743	*Quick Ship
F40 FLA 609 AB Rev	Privacy	AB	Univ 2-Way	20	B8744	*Quick Ship
F51 FLA 609 AB KA4 Rev	Entry	AB	Univ. Dual Option	20	B8745	*Quick Ship
F170 FLA 609 AB LH	Dummy	AB	- - - - -	20	B8643	*Quick Ship
F170 FLA 609 AB RH	Dummy	AB	- - - - -	20	B8647	*Quick Ship
F10 FLA 619 SN Rev	Passage	SN	Univ 2-Way	20	B8627	\$49.69
F40 FLA 619 SN Rev	Privacy	SN	Univ 2-Way	20	B8628	\$55.71
F51 FLA 619 SN KA4 Rev	Entry	SN	Univ. Dual Option	20	B8629	\$93.29
F170 FLA 619 SN LH	Dummy - LH	SN	- - - - -	20	B8630	\$26.80
F170 FLA 619 SN RH	Dummy - RH	SN	- - - - -	20	B8631	\$26.80
F10 FLA 716 AGB Rev	Passage	AGB	Univ 2-Way	20	B8761	\$49.69
F40 FLA 716 AGB Rev	Privacy	AGB	Univ 2-Way	20	B8762	\$52.31
F51 FLA 716 AGB KA4 Rev	Entry	AGB	Univ. Dual Option	20	B8763	\$93.29
F170 FLA 716 AGB LH	Dummy - LH	AGB	- - - - -	20	B8764	\$27.20
F170 FLA 716 AGB RH	Dummy - RH	AGB	- - - - -	20	B8765	\$27.20
<b>PLYMOUTH</b>						
F10 PLY 619 SN	Passage	SN	Univ 2-Way	20	B8820	\$27.90

\*Quick Ship - Badger Three to Four Week Ship Program.

# SCHLAGE LOCKSETS

All interior locks, keyed deadbolt and entry locks are 2-3/8" to 2-3/4" with 3-way latch and standard strike.



**Accent (ACC)**

Mfg. #	Function	Finish	Latch	Qty/Ctn	Prod. #	Each
<b>ACCENT Reversible</b>						
F10 ACC 605 BB Rev	Passage	BB	Univ 2-Way	20	B8746	\$43.58
F40 ACC 605 BB Rev	Privacy	BB	Univ 2-Way	20	B8747	\$46.21
F51 ACC 605 BB KA4 Rev	Entry	BB	Univ. Dual Option	20	B8748	\$87.18
F170 ACC 605 BB LH	Dummy	BB	- - - - -	20	B8653	*Quick Ship
F170 ACC 605 BB RH	Dummy	BB	- - - - -	20	B8658	*Quick Ship
F10 ACC 620 AN Rev	Passage	AN	Univ 2-Way	20	B8755	\$49.69
F40 ACC 620 AN Rev	Privacy	AN	Univ 2-Way	20	B8756	\$52.31
F51 ACC 620 AN KA4 Rev	Entry	AN	Univ. Dual Option	20	B8757	\$93.29
F170 ACC 620 AN LH	Dummy	AN	- - - - -	20	B8663	\$25.29
F170 ACC 620 AN RH	Dummy	AN	- - - - -	20	B8668	\$25.29
F10 ACC 619 SN Rev	Passage	SN	Univ 2-Way	20	B8752	\$49.69
F40 ACC 619 SN Rev	Privacy	SN	Univ 2-Way	20	B8753	\$52.31
F51 ACC 619 SN KA4 Rev	Entry	SN	Univ. Dual Option	20	B8754	\$93.29
F170 ACC 619 SN LH	Dummy	SN	- - - - -	20	B8673	\$25.29
F170 ACC 619 SN RH	Dummy	SN	- - - - -	20	B8678	\$25.29
F10 ACC 609 AB Rev	Passage	AB	Univ 2-Way	20	B8749	\$49.69
F40 ACC 609 AB Rev	Privacy	AB	Univ 2-Way	20	B8750	\$55.71
F51 ACC 609 AB KA4 Rev	Entry	AB	Univ. Dual Option	20	B8751	\$93.29
F170 ACC 609 AB LH	Dummy	AB	- - - - -	20	B8683	*Quick Ship
F170 ACC 609 AB RH	Dummy	AB	- - - - -	20	B8688	*Quick Ship
F10 ACC 716 AGB Rev	Passage	AGB	Univ 2-Way	20	B8840	\$49.69
F40 ACC 716 AGB Rev	Privacy	AGB	Univ 2-Way	20	B8841	\$52.31
F51 ACC 716 AGB KA4 Rev	Entry	AGB	Univ. Dual Option	20	B8842	\$93.29
F170 ACC 716 AGB LH	Dummy (LH)	AGB	- - - - -	20	B8843	\$25.29
F170 ACC 716 AGB RH	Dummy (RH)	AGB	- - - - -	20	B8844	\$25.29

\*Quick Ship - Badger Three to Four Week Ship Program.

## SCHLAGE LOCKSETS

All interior locks, keyed deadbolt and entry locks are 2-3/8" to 2-3/4" with 3-way latch and standard strike.



**Merano (MER)**



**Latitude (LAT)**

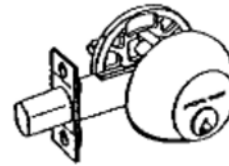
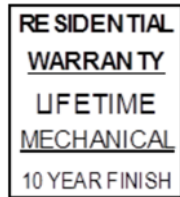
Mfg. #	Function	Finish	Latch	Qty/Ctn	Prod. #	Each
<b>MERANO Reversible</b>						
F10 MER 619 REV	Passage	SN	Univ 2-Way	8	B8616	\$49.69
F40 MER 619 REV	Privacy	SN	Univ 2-Way	8	B8617	\$52.31
F51 MER 619 REV	Entry	SN	Univ. Dual Option	8	B8619	\$93.29
F170 MER 619 LH	Dummy	SN	- - - - -	20	B8662	\$25.29
F170 MER 619 RH	Dummy	SN	- - - - -	20	B8620	\$25.29
F10 MER 622 REV	Passage	MB	Univ 2-Way	8	B8621	\$49.69
F40 MER 622 REV	Privacy	MB	Univ 2-Way	8	B8622	\$52.31
F51 MER 622 REV	Entry	MB	Univ. Dual Option	8	B8632	\$93.29
F170 MER 622 LH	Dummy	MB	- - - - -	20	B8665	\$25.29
F170 MER 622 RH	Dummy	MB	- - - - -	20	B8633	\$26.80
F10 MER 716 REV	Passage	AB	Univ 2-Way	8	B8634	\$55.71
F40 MER 716 REV	Privacy	AB	Univ 2-Way	8	B8635	\$52.31
F51 MER 716 REV	Entry	AB	Univ. Dual Option	8	B8636	\$100.89
F170 MER 716 LH	Dummy	AB	- - - - -	20	B8666	\$26.80
F170 MER 716 RH	Dummy	AB	- - - - -	20	B8637	\$26.80
<b>LATITUDE Reversible</b>						
F10 LAT 619 REV	Passage	SN	Univ 2-Way	8	B8638	\$49.69
F40 LAT 619 REV	Privacy	SN	Univ 2-Way	8	B8640	\$55.71
F51 LAT 619 REV	Entry	SN	Univ. Dual Option	8	B8641	\$93.29
F170 LAT 619 LH	Dummy	SN	- - - - -	20	B8667	\$25.29
F10 LAT 622 REV	Passage	MB	Univ 2-Way	8	B8644	\$49.69
F40 LAT 622 REV	Privacy	MB	Univ 2-Way	8	B8645	\$52.31
F51 LAT 622 REV	Entry	MB	Univ. Dual Option	8	B8646	\$93.29
F170 LAT 622	Dummy	MB	- - - - -	20	B8650	\$25.29
F10 LAT 716 REV	Passage	AB	Univ 2-Way	8	B8651	\$49.69
F40 LAT 716 REV	Privacy	AB	Univ 2-Way	8	B8652	\$52.31
F51 LAT 716 REV	Entry	AB	Univ. Dual Option	8	B8655	\$93.29
F170 LAT 716 REV	Dummy	AB	- - - - -	20	B8656	\$26.80

\*Quick Ship - Badger Three to Four Week Ship Program.



## SCHLAGE LOCKSETS

All interior locks, keyed deadbolt and entry locks are 2-3/8" to 2-3/4" with 3-way latch and standard strike.



Mfg. #	Function	Finish	Latch	Qty/Ctn	Prod. #	Each
<b>DEADBOLTS</b>						
B60 605 BB KA4	Single Cyl.	BB	Univ. Dual Option	20	B8790	\$48.82
B60 609 AB KA4	Single Cyl.	AB	Univ. Dual Option	20	B8791	\$54.05
B60 620 AN KA4	Single Cyl.	AN	Univ. Dual Option	20	B8794	\$54.05
B60 619 SN KA4	Single Cyl.	SN	Univ. Dual Option	20	B8795	\$54.05
B60 626 SC KA4	Single Cyl.	SC	Univ. Dual Option	20	B8796	*Quick Ship
B60 716 AGB KA4	Single Cyl.	AGB	Univ. Dual Option	20	B8849	\$54.05
B60 622 MB KA4	Single Cyl.	MB	Univ. Dual Option	20	B8798	\$54.05
<b>KEYING CHARGE:</b>			<b>Prod. #</b>		B0626	\$11.72
<b>KEY BLANK:</b>			<b>Prod. #</b>		B0623	\$1.93
<b>KEY CUTTING CHARGE:</b>			<b>Prod. #</b>		B0628	\$6.38

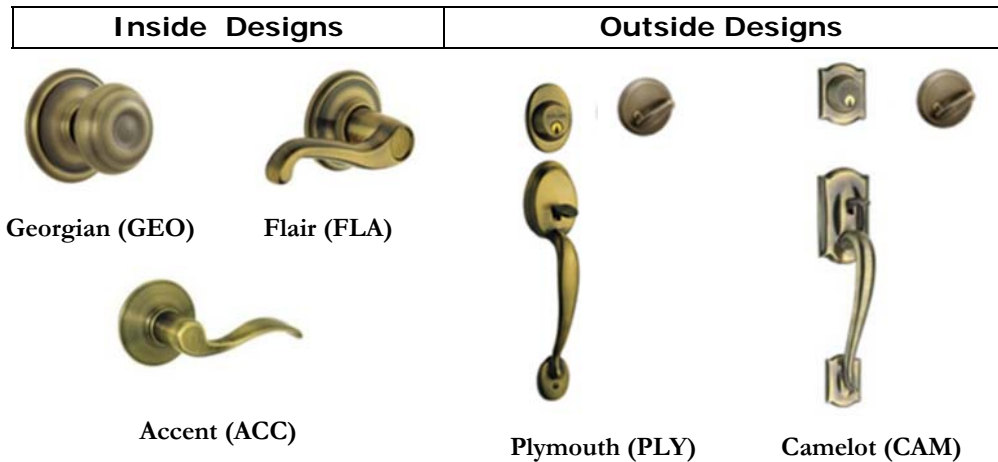
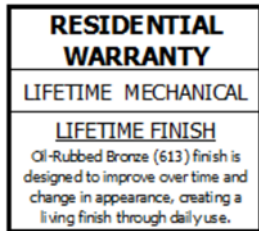
\*Quick Ship - Badger Three to Four Week Ship Program.



# SCHLAGE LOCKSETS

All locks are boxed

All interior locks, keyed deadbolt and entry locks are 2-3/8" to 2-3/4" with 3-way latch and standard strike.



Mfg. #	Function	Finish	Qty/Ctn	Prod. #	Each
<b>ENTRY HANDLE SETS</b>					
<b>Plymouth Outside Handle:</b> When ordering the Plymouth handle set, an inside knob or lever is required.					
F358 PLY 505 BB	Outside Handle	BB	4	B8721	*Quick Ship
F358 PLY 620 AN	Outside Handle	AN	4	B8722	\$152.57
F358 PLY 619 SN	Outside Handle	SN	4	B8723	\$152.57
F358 PLY 609AB	Outside Handle	AB	4	B8724	\$176.56
F358 PLY 716 AGB	Outside Handle	AGB	4	B8847	\$152.57
<b>Camelot Outside Handle</b>					
F358 CAM 505 BB	Outside Handle	BB	4	B8725	*Quick Ship
F358 CAM 619 SN	Outside Handle	SN	4	B8726	\$176.56
F358 CAM 716 AGB	Outside Handle	AGB	4	B8848	\$176.56
<b>Georgian Inside Knob</b>					
F359 GEO 605 BB	Inside Knob	BB	20	B8733	*Quick Ship
F359 GEO 619 SN	Inside Knob	SN	20	B8738	\$78.83
F359 GEO 609 AB	Inside Knob	AB	20	B8737	\$74.97
<b>Flair Inside Lever - Lefthand</b>					
F359 FLA 605 BB LH	Inside Lever	BB	20	B8734	\$89.81
F359 FLA 619 SN LH	Inside Lever	SN	20	B8625	\$100.89
F359 FLA 609 AB LH	Inside Lever	AB	20	B8731	\$94.15
<b>Flair Inside Lever - Righthand</b>					
F359 FLA 619 SN RH	Inside Lever	SN	20	B8626	\$100.89
F359 FLA 609 AB RH	Inside Lever	AB	20	B8732	\$94.15

\*Quick Ship - Badger Three to Four Week Ship Program.

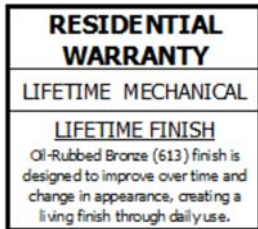
# SCHLAGE LOCKSETS

All locks are boxed

All interior locks, keyed deadbolt and entry locks are 2-3/8" to 2-3/4" with 3-way latch and standard strike.

## Inside Designs

## Outside Designs



**Orbit (ORB)**



**Accent (ACC)**



**Plymouth (PLY)**



**Camelot (CAM)**

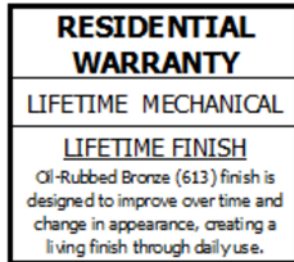
Mfg. #	Function	Finish	Qty/Ctn	Prod. #	Each
<b>ENTRY HANDLE SETS</b>					
<b>Accent Inside Lever - Lefthand</b>					
F359 ACC 605 BB LH	Inside Lever	BB	8	B8654	*Quick Ship
F359 ACC 620 AN LH	Inside Lever	AN	8	B8664	\$100.89
F359 ACC 619 SN LH	Inside Lever	SN	8	B8674	\$100.89
F359 ACC 609 AB LH	Inside Lever	AB	8	B8684	*Quick Ship
F359 ACC 716 AGB LH	Inside Lever	AGB	8	B8845	\$91.55
<b>Accent Inside Lever - Righthand</b>					
F359 ACC 605 BB RH	Inside Lever	BB	8	B8659	*Quick Ship
F359 ACC 620 AN RH	Inside Lever	AN	8	B8669	\$100.89
F359 ACC 619 SN RH	Inside Lever	SN	8	B8679	\$91.55
F359 ACC 609 AB RH	Inside Lever	AB	8	B8689	*Quick Ship
F359 ACC 716 AGB RH	Inside Lever	AGB	8	B8846	\$91.55

\*Quick Ship - Badger Three to Four Week Ship Program.

## SCHLAGE LOCKSETS

All locks are boxed

All interior locks, keyed deadbolt and entry locks are 2-3/8" to 2-3/4" with 3-way latch and standard strike.



Addison (ADD)

Mfg. #	Function	Finish	Qty/Ctn	Prod. #	Each
<b>ENTRY HANDLE SETS</b>					
<b>Addison Outside Handle</b>					
F58 ADD 619	Outside Handle	SN	4	B8657	\$176.56
F58 ADD 622	Outside Handle	MB	4	B8660	\$176.56
F58 ADD 716	Outside Handle	AB	4	B8661	\$163.89

## SCHLAGE COMMERCIAL LOCKSETS

	<b>Tulip</b>	<b>Saturn</b>
<b>Latch Codes:</b>	<b>11-116</b> 2-3/4" BS Spring Latch	<b>11-096</b> 2-3/4" BS Dead Latch
<b>Strike Codes:</b>	<b>10-001</b> 1-1/8" x 2-3/4" T-Strike	<b>10-025</b> 1-1/4" x 4-7/8" ANSI Strike



Saturn (SAT)

Mfg. #	Function	Finish	Latch / Strike	Qty/Ctn	Prod. #	Each
<b>SATURN</b>						
AL10S SAT 626 SC	Passage	SC	11-116 / 10-025	6	B8854	\$175.50
AL40S SAT 626 SC	Privacy	SC	11-116 / 10-025	6	B8855	*Quick Ship
AL53PD SAT 626 SC	Entry	SC	11-096 / 10-025	6	B8856	\$254.24
AL80PD SAT 626 SC	Storeroom	SC	11-096 / 10-025	6	B8858	*Quick Ship

\*Quick Ship - Badger Three to Four Week Ship Program.

## Residential Electronics

Ships pre-programmed with random 6 digit programming code and 2 random 4 digit user codes. 19 user code capacity.

Fits standard 2 1/8" door prep. No other holes needed. Installs with just a screwdriver.

Mechanical key override which can be re-keyed to match existing house key.

Blue LED's illuminate the keypad on demand. Keypad numbers are imbedded into the silicone rubber, creating wear resistant buttons.

Warning code sounds after 4 incorrect codes entered and lock disables for 30 seconds.

9-volt alkaline battery included. 3 year average life. Low battery indicator.

Field reversible levers (where applicable). Locks available in both Plymouth and Camelot escutcheon designs.

### FE595 FLEX LOCK



<b>Homeowners can adjust inside thumb turn to keep their door locked or unlocked.</b>				
<b>It can be set to work as a passage (F10) or a storeroom (F80) function.</b>				
Mfg. #	Finish	Qty/Ctn	Prod. #	Each
<b>PLYMOUTH x FLAIR</b>				
FE595 PLY 505 FLA	Bright Brass	6	*Quick Ship	
FE595 PLY 619 FLA	Satin Nickel	6	B8902	\$229.79
<b>CAMELOT x ACCENT</b>				
FE595 CAM 505 ACC	Bright Brass	6	*Quick Ship	
FE595 CAM 619 ACC	Satin Nickel	6	B8912	\$229.79
FE595 CAM 716 ACC	Aged Bronze	6	B8913	\$229.79
<b>To Lock, simply push the Schlage button on the keypad and turn the exterior cylinder.</b>				
<b>To unlock, simply enter your 4 digit code and turn the exterior cylinder.</b>				
Mfg. #	Finish	Qty/Ctn	Prod. #	Each
<b>PLYMOUTH</b>				
BE365 PLY 505	Bright Brass	6	*Quick Ship	
BE365 PLY 609	Antique Brass	6	B8921	\$211.04
BE365 PLY 619	Satin Nickel	6	B8922	\$211.04
BE365 PLY 716	Aged Bronze	6	B8923	\$211.04
<b>CAMELOT</b>				
BE365 CAM 505	Bright Brass	6	*Quick Ship	
BE365 CAM 619	Satin Nickel	6	B8932	\$225.11
BE365 CAM 716	Aged Bronze	6	B8933	\$225.11

### BE365 DEADBOLT



\*Quick Ship - Badger Three to Four Week Ship Program.



## LOCKSETS & DEADBOLTS

All Locks are boxed. Standard adjustable backset 2-3/8" or 2-3/4".



CORONA (CNA)



STRATUS (STR)



JD60

Mfg. #	Function	Finish	Latch	Qty/Ctn	Prod. #	Each
<b>STRATUS</b>						
J10 STR 605 BB	Passage	BB	Dual Option	24	LK0001	*Quick Ship
J40 STR 605 BB	Privacy	BB	Dual Option	24	LK0002	*Quick Ship
J54 STR 605 BB	Entry	BB	Triple Option	24	LK0003	*Quick Ship
J170 STR 605 BB	Dummy	BB	- - -	50	LK0004	*Quick Ship
J10 STR 619 SN	Passage	SN	Dual Option	24	LK0005	\$21.55
J40 STR 619 SN	Privacy	SN	Dual Option	24	LK0006	\$23.89
J54 STR 619 SN	Entry	SN	Triple Option	24	LK0007	\$32.50
J170 STR 619 SN	Dummy	SN	- - -	50	LK0008	\$10.51
J10 STR 716 AGB	Passage	AGB	Dual Option	24	LK0009	*Quick Ship
J40 STR 716 AGB	Privacy	AGB	Dual Option	24	LK0010	*Quick Ship
J54 STR 716 AGB	Entry	AGB	Triple Option	24	LK0011	*Quick Ship
J170 STR 716 AGB	Dummy	AGB	- - -	50	LK0012	*Quick Ship
<b>CORONA</b>						
J10 CNA 605 BB	Passage	BB	Dual Option	24	LK0013	*Quick Ship
J40 CNA 605 BB	Privacy	BB	Dual Option	24	LK0014	*Quick Ship
J54 CNA 605 BB	Entry	BB	Triple Option	24	LK0015	*Quick Ship
J170 CNA 605 BB	Dummy	BB	- - -	50	LK0016	*Quick Ship
J10 CNA 609 AB	Passage	AB	Dual Option	24	LK0017	*Quick Ship
J40 CNA 609 AB	Privacy	AB	Dual Option	24	LK0018	*Quick Ship
J54 CNA 609 AB	Entry	AB	Triple Option	24	LK0019	*Quick Ship
J170 CNA 609 AB	Dummy	AB	- - -	50	LK0020	*Quick Ship
J10 CNA 619 SN	Passage	SN	Dual Option	24	LK0021	*Quick Ship
J40 CNA 619 SN	Privacy	SN	Dual Option	24	LK0022	*Quick Ship
J54 CNA 619 SN	Entry	SN	Triple Option	24	LK0023	*Quick Ship
J170 CNA 619 SN	Dummy	SN	- - -	50	LK0024	*Quick Ship
J10 CNA 716 AGB	Passage	AGB	Dual Option	24	LK0025	*Quick Ship
J40 CNA 716 AGB	Privacy	AGB	Dual Option	24	LK0026	*Quick Ship
J54 CNA 716 AGB	Entry	AGB	Triple Option	24	LK0027	*Quick Ship
J170 CNA 716 AGB	Dummy	AGB	- - -	50	LK0028	*Quick Ship
<b>DEADBOLTS</b>						
JD60 605 BB KA4	Single Cylinder	BB	Triple Option	24	LK0090-P	*Quick Ship
JD60 619 SN KA4	Single Cylinder	SN	Triple Option	24	LK0092-P	*Quick Ship
JD60 716 AGB KA4	Single Cylinder	AGB	Triple Option	24	LK0093-P	*Quick Ship

\*Quick Ship - Badger Three to Four Week Ship Program.



# LOCKSETS

All Locks are boxed. Standard adjustable backset 2-3/8" or 2-3/4".



**TORINO (TOR)**



**SEVILLE (SEV)**

Mfg. #	Function	Finish	Latch	Qty/Ctn	Prod. #	Each
<b>SEVILLE</b>						
J10 SEV 605 BB	Passage	BB	Dual Option	24	LK0029	*Quick Ship
J40 SEV 605 BB	Privacy	BB	Dual Option	24	LK0030	*Quick Ship
J54 SEV 605 BB	Entry	BB	Triple Option	24	LK0031	*Quick Ship
J170 SEV 605 BB LH	Dummy	BB	- - -	50	LK0032	*Quick Ship
J170 SEV 605 BB RH	Dummy	BB	- - -	50	LK0033	*Quick Ship
J10 SEV 619 SN	Passage	SN	Dual Option	24	LK0034	*Quick Ship
J40 SEV 619 SN	Privacy	SN	Dual Option	24	LK0035	*Quick Ship
J54 SEV 619 SN	Entry	SN	Triple Option	24	LK0036	*Quick Ship
J170 SEV 619 SN LH	Dummy - LH	SN	- - -	50	LK0037	*Quick Ship
J170 SEV 619 SN RH	Dummy - RH	SN	- - -	50	LK0038	*Quick Ship
J10 SEV 716 AGB	Passage	AGB	Dual Option	24	LK0039	*Quick Ship
J40 SEV 716 AGB	Privacy	AGB	Dual Option	24	LK0040	*Quick Ship
J54 SEV 716 AGB	Entry	AGB	Triple Option	24	LK0041	*Quick Ship
J170 SEV 716 AGB LH	Dummy - LH	AGB	- - -	50	LK0042	*Quick Ship
J170 SEV 716 AGB RH	Dummy - RH	AGB	- - -	50	LK0043	*Quick Ship
<b>TORINO</b>						
J10 TOR 605 BB	Passage	BB	Dual Option	24	LK0044	*Quick Ship
J40 TOR 605 BB	Privacy	BB	Dual Option	24	LK0045	*Quick Ship
J54 TOR 605 BB	Entry	BB	Triple Option	24	LK0046	*Quick Ship
J170 TOR 605 BB	Dummy	BB	- - -	50	LK0047	*Quick Ship
J10 TOR 609 AB	Passage	AB	Dual Option	24	LK0048	*Quick Ship
J40 TOR 609 AB	Privacy	AB	Dual Option	24	LK0049	*Quick Ship
J54 TOR 609 AB	Entry	AB	Triple Option	24	LK0050	*Quick Ship
J170 TOR 609 AB	Dummy	AB	- - -	50	LK0051	*Quick Ship
J10 TOR 619 SN	Passage	SN	Dual Option	24	LK0052	*Quick Ship
J40 TOR 619 SN	Privacy	SN	Dual Option	24	LK0053	*Quick Ship
J54 TOR 619 SN	Entry	SN	Triple Option	24	LK0054	*Quick Ship
J170 TOR 619 SN	Dummy	SN	- - -	50	LK0055	*Quick Ship
J10 TOR 716 AGB	Passage	AGB	Dual Option	24	LK0056	*Quick Ship
J40 TOR 716 AGB	Privacy	AGB	Dual Option	24	LK0057	*Quick Ship
J54 TOR 716 AGB	Entry	AGB	Triple Option	24	LK0058	*Quick Ship
J170 TOR 716 AGB	Dummy	AGB	- - -	50	LK0059	*Quick Ship

\*Quick Ship - Badger Three to Four Week Ship Program.



# LOCKSETS

All Locks are boxed. Standard adjustable backset 2-3/8" or 2-3/4".

## INSIDE DESIGNS

## OUTSIDE DESIGNS



CORONA (CNA)



STRATUS (STR)



TORINO (TOR)



SEVILLE (SEV)



BARCELONA (BAR)



PARIS (PRS)

Mfg. #	Function	Finish	Qty/Ctn	Prod. #	Each
<b>BARCELONA</b>					
JH58 BAR 605 BB	Outside Handle	BB	4	LK0100	*Quick Ship
JH58 BAR 609 AB	Outside Handle	AB	4	LK0101	*Quick Ship
JH58 BAR 716 AGB	Outside Handle	AGB	4	LK0103	*Quick Ship
<b>PARIS</b>					
JH58 PRS 605 BB	Outside Handle	BB	4	LK0104	*Quick Ship
JH58 PRS 609 AB	Outside Handle	AB	4	LK0105	*Quick Ship
JH58 PRS 619 SN	Outside Handle	SN	4	LK0106	*Quick Ship
JH58 PRS 716 AGB	Outside Handle	AGB	4	LK0107	*Quick Ship
<b>Corona - Inside Knob</b>					
JH59 CNA 605 BB	Inside Knob	BB	24	LK0108	*Quick Ship
JH59 CNA 609 AB	Inside Knob	AB	24	LK0109	*Quick Ship
JH59 CNA 619 SN	Inside Knob	SN	24	LK0110	*Quick Ship
JH59 CNA 716 AGB	Inside Knob	AGB	24	LK0111	*Quick Ship
<b>Stratus - Inside Knob</b>					
JH59 STR 605 BB	Inside Knob	BB	24	LK0112	*Quick Ship
JH59 STR 716 AGB	Inside Knob	AGB	24	LK0114	*Quick Ship
<b>Torino - Inside Knob</b>					
JH59 TOR 605 BB	Inside Lever	BB	24	LK0115	*Quick Ship
JH59 TOR 609 AB	Inside Lever	AB	24	LK0116	*Quick Ship
JH59 TOR 619 SN	Inside Lever	SN	24	LK0117	*Quick Ship
JH59 TOR 716 AGB	Inside Lever	AGB	24	LK0118	*Quick Ship
<b>Seville - Inside Lever - Lefthand</b>					
JH59 SEV 605 BB LH	Inside Lever	BB	24	LK0119	*Quick Ship
JH59 SEV 619 SN LH	Inside Lever	SN	24	LK0120	*Quick Ship
JH59 SEV 716 AGB LH	Inside Lever	AGB	24	LK0121	*Quick Ship
<b>Seville - Inside Lever - Righthand</b>					
JH59 SEV 605 BB RH	Inside Lever	BB	24	LK0122	*Quick Ship
JH59 SEV 619 SN RH	Inside Lever	SN	24	LK0123	*Quick Ship
JH59 SEV 716 AGB RH	Inside Lever	AGB	24	LK0124	*Quick Ship

\*Quick Ship - Badger Three to Four Week Ship Program.

# INSTALLATION SPECIFICATIONS

<b>Description</b>	<b>Page</b>
<b>Installation Instructions</b>	
Newel Post & Rail Fasteners	IM-W-2-3
<b>Rough Opening Specs</b>	
Single & Double Doors	IM-W-4
Bifold Doors	IM-W-5
Bypass Doors	IM-W-6
Pocket Doors	IM-W-6
<b>Door Handing Specs</b>	IM-W-7
<b>Badger Standard Machining</b>	IM-W-8
<b>Door Care &amp; Handling Tips</b>	IM-W-9
<b>Custom Specs Order Form</b>	IM-W-10

Prices and specifications are subject to change without notice.



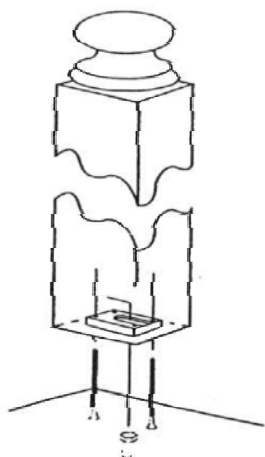
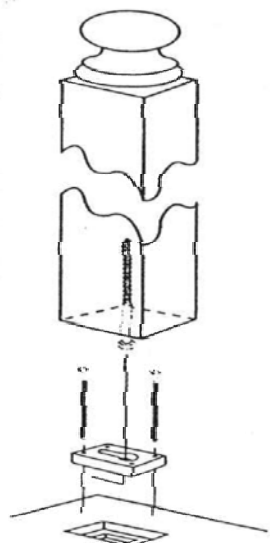
## INSTALLATION INSTRUCTIONS

### --- Newel Post & Rail Fasteners ---

# KeyLOCK™

(Prod. # ST1-1122 - Mfg. No. 6283)

Use on finished floor surfaces, stairs, ceramic tile and concrete.



- 1. Newel Post Location:** Place newel post in desired location where adequate backing is available. Draw a line around base of post. Set KeyLOCK plate in center of drawing and mark plate for inletting.  
**New Construction:** To provide adequate bracing on a stair tread, install 2x6's between stair jacks and finish as usual.  
**Remodeling:** If adequate backing is not available, inlet plate in bottom of newel post and insert lag bolt in stair stringer.
- 2. Install Plate:** Inlet plate 1/16" below finished surface (stair tread, nosing, etc.) with a router or chisel. Chisel out keyhole hole area 1/4" to 3/8" deeper and wide enough for lag bolt head to slide freely. Insert plate and fasten with four screws. If surface is cupped or warped, belt sand to provide a flat surface.
- 3. Install Lag Bolt:** Cut newel post to desired length. Plumb the post by cutting the post base at angle to accomodate un-level surface. Drill a 1/4" or 5/16" pilot hole by 4" deep in the bottom center of post. With a 9/16" wrench, screw lag bolt into post to within 1/2" of lag bolt head. Wax lag threads for ease of installation. **Optional:** Lag bolt may be installed up to 1/2" off center in bottom of newel post.
- 4. Install Newel Post:** Insert lag bolt head into KeyLOCK plate. With a hammer and block of wood (to protect post) drive base of newel post towards opposite end. As the lag bolt slides down the tapered slot, the post will tighten. If the KeyLOCK plate shows on either side, the lag bolt needs to be loosened or tightened to conceal the KeyLOCK plate.
- 5. Ceramic Tile Installation:** Inlet plate in bottom of newel post and screw lag bolt into the floor following the above directions. **Important** - Before drilling 1/4" pilot hole in floor for the lag bolt, drill a 1/2" diameter clearance hole through ceramic tile.  
**Concrete Installation:** Inlet plate in bottom of newel post by following the above directions.  
**Optional:** A 3/8" concrete anchor may be substituted for lag bolt in concrete.
- 6. Other Uses:** Use the KeyLOCK fastener for securely joining surfaces when a strong, flush or removable installation is needed, ie; Mantels, railings, mailboxes, cabinets, signs, furniture, walls etc.

**TOOLS NEEDED:** Electric drill with 1/4" or 5/16" and 1/8" or 3/16" wood drill bits. Wood chisel or router, hammer and phillips screwdriver.

## INSTALLATION INSTRUCTIONS

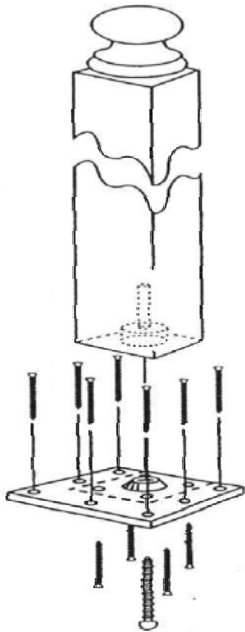
### --- Newel Post & Rail Fasteners ---

# SurfaceLOCK™

(Prod. # ST1-1133 - Mfg. No. 6285)

The SurfaceLOCK newel post fastener is quick and easy to install.

Optional center screw for extra strength.



- 1. Mount Plate On Newel Post:** Drill 1" diameter hole by 1/4" deep in bottom center of newel post. Position plate on bottom of newel post. Drill four 1/16" pilot holes, fasten plate to newel post with screws. Wax screw threads for ease of installation.  
**Optional Center Screw:** Recommended for extra strength. In center of 1" hole, drill pilot hole 1/16" by 2" deep. Insert screw through recess in plate and fasten to newel post.

- 2. Newel Post Location:** Position plate, mounted on newel post, at desired location. Fasten to surface with 7 screws. To plumb, place shims as needed under plate. Newel post location requires adequate backing to fasten screws. Additional holes may be drilled in place for universal applications.

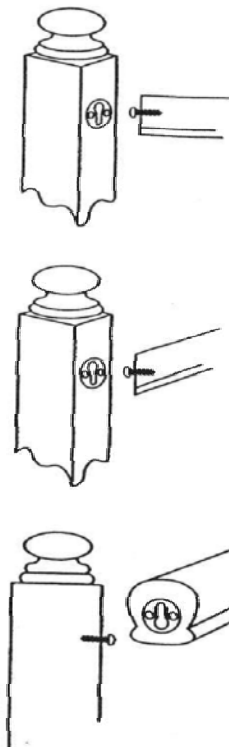
- 3. Conceal Metal Plate:** Install carpet or floor covering.

**TOOLS NEEDED:** Electric drill with 1/16" and 1" wood drill bits, and phillips screwdriver.

# MiniLOCK™

(Prod. # ST1-1136 - Mfg. No. 6287)

The MiniLOCK for rail-to-post attachment is fully concealable.



- 1. Install MiniLOCK Plate:** Inlet plate 1/16" below the surface. In center end of handrail or post drill a 1-1/4" diameter hole by approximately 3/16" deep. In center of 1-1/4" diameter hole drill a 5/8" hole by approximately 3/16" deep to allow screw head to slide down the tapered slot. Insert plate and secure with 2 screws.
- 2. Install Center Screw:** At proper height and angle on post or handrail, drill a 1/16" pilot hole and thread screw to within approximately 1/4" of screw head.
- 3. Attachment:** Insert screw head into MiniLOCK plate and apply downward pressure. As the screw head slides down the tapered slot, the rail will tighten. Use a block of wood (to protect rail) and tap rail with hammer to securely tighten. **Note:** Screw head may need to be adjusted by turning in or out for proper alignment.

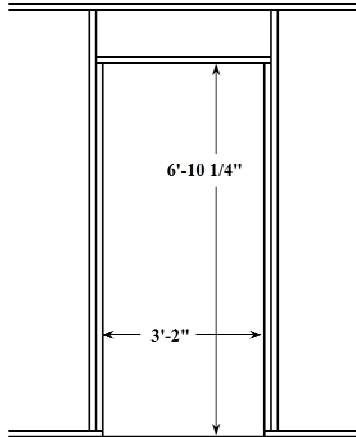
**TOOLS NEEDED:** Electric drill with 1/16", 5/8" and 1-1/4" wood drill bits, phillips screwdriver and hammer.

**OTHER USES:** Use the MiniLOCK for securely joining surfaces when a flush or removable installation is needed, ie: Mirrors, picture frames, shelves and furniture.

## STANDARD PREHUNG SPECIFICATIONS

Standard Unit Height (Inc. Jamb) = 81-3/4"

### SINGLE DOOR SIZES



#### STANDARD DOOR ROUGH OPENINGS FOR HOLLOW CORE, SOLID CORE & PRIMED HARDBOARD DOORS

Standard R.O. Width = Door Width + 2"

Standard R.O. Height = Door Height + 2-1/4"

3-0 Door	=	3' 2" x 6' 10-1/4"
2-8 Door	=	2' 10" x 6' 10-1/4"
2-6 Door	=	2' 8" x 6' 10-1/4"
2-4 Door	=	2' 6" x 6' 10-1/4"
2-0 Door	=	2' 2" x 6' 10-1/4"

#### FOR UNIT SIZE ADD:

**WIDTH** = Door Size plus 1-3/4" (+/-)

**HEIGHT** = Door Size plus 1-3/4"

#### FULL & SQUARE DOOR ROUGH OPENINGS FOR PANELED OR GLASS DOORS

Standard R.O. Width = Door Width + 2-1/4"

Standard R.O. Height = Door Height + 2-1/4"


1-6 Door	=	1' 8-1/4" x 6' 10-1/4"
3-0 Door	=	3' 2-1/4" x 6' 10-1/4"
2-8 Door	=	2' 10-1/4" x 6' 10-1/4"
2-6 Door	=	2' 8-1/4" x 6' 10-1/4"
2-4 Door	=	2' 6-1/4" x 6' 10-1/4"
2-0 Door	=	2' 2-1/4" x 6' 10-1/4"
1-6 Door	=	1' 8-1/4" x 6' 10-1/4"

#### FOR UNIT SIZE ADD:

**WIDTH** = Door Size plus 1-3/4" (+/-)

**HEIGHT** = Door Size plus 1-3/4"

### DOUBLE DOOR SIZES



#### STANDARD DOUBLE DOOR ROUGH OPENINGS FOR HOLLOW CORE, SOLID CORE & PRIMED HARDBOARD DOORS

Standard R.O. Width = Door Width + 2"

Add 5/8" to R.O. Width for Door with Astragal

Standard R.O. Height = Door Height + 2-1/4"

<u>Unit Size</u>	<u>w/Astragal</u>	<u>w/o Astragal</u>
2 - 3/0 ( 6/0 )	74-5/8"	74"
2 - 2/8 ( 5/4 )	66-5/8"	66"
2 - 2/6 ( 5/0 )	62-5/8"	62"
2 - 2/4 ( 4/8 )	58-5/8"	58"
2 - 2/0 ( 4/0 )	50-5/8"	50"

#### FULL & SQUARE DOUBLE DOOR ROUGH OPENINGS

#### FOR PANELED OR GLASS DOORS

Standard R.O. Width = Door Width + 2-1/4"

Add 5/8" to R.O. Width for Door with Astragal

Standard R.O. Height = Door Height + 2-1/4"

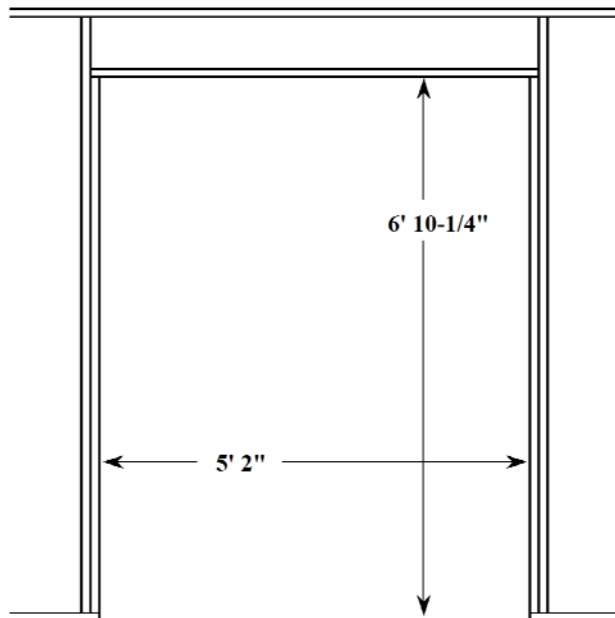
<u>Unit Size</u>	<u>w/Astragal</u>	<u>w/o Astragal</u>
2 - 3/0 ( 6/0 )	74-7/8"	74-1/4"
2 - 2/8 ( 5/4 )	66-7/8"	66-1/4"
2 - 2/6 ( 5/0 )	62-7/8"	62-1/4"
2 - 2/4 ( 4/8 )	58-7/8"	58-1/4"
2 - 2/0 ( 4/0 )	50-7/8"	50-1/4"

**\*Note:** The unit width may vary due to door slab width variances from manufacturer.

## STANDARD BIFOLD DOOR SPECIFICATIONS

### BIFOLD DOOR HARDWARE

1800 Series, Johnson	use with	Hollow Core Bifolds
1700 Series, Johnson	use with	Wood Panel Bifolds
111FD Series, Johnson	use with	S/C Flush and S/C Hardboard



STANDARD R.O. FOR 5-0 BIFOLD

Standard R.O. Width = Door Width + 2"

Standard R.O. Height = Door Height\*\* + 3-1/4"

### STANDARD BIFOLD OPENINGS

	<u>Rough Opening</u>	<u>Finished Opening</u>
6-0 Bifold:	6' 2" X 6' 10-1/4"	6' 0" X 6' 9"
5-0 Bifold:	5' 2" X 6' 10-1/4"	5' 0" X 6' 9"
4-0 Bifold:	4' 2" X 6' 10-1/4"	4' 0" X 6' 9"
3-0 Bifold:	3' 2" X 6' 10-1/4"	3' 0" X 6' 9"
2-6 Bifold:	2' 8" X 6' 10-1/4"	2' 6" X 6' 9"
2-0 Bifold:	2' 2" X 6' 10-1/4"	2' 0" X 6' 9"

### STANDARD BIFOLD DOOR SIZES

6-0 Bifold	71"
5-0 Bifold	59"
4-0 Bifold	47"
3-0 Bifold	35-1/2"
2-6 Bifold	29-1/2"
2-0 Bifold	23-1/2"

### STANDARD BIFOLD DOOR HEIGHT

H/C & Wood Panel using 1800 or 1700 Hdwe = 79"

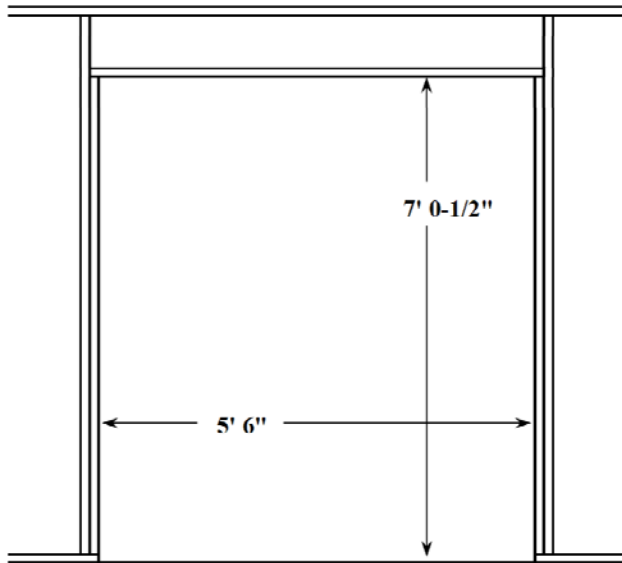
S/C Flush & S/C Hardboard 111FD = 78-1/4"

**\*\*NOTE:** The actual height of a bifold door is undercut to allow for track & hardware.

*Bifolds with 1800 or 1700 hardware are undercut 1" (ie: 6'8" = 6'7")*

*Bifolds with 111FD hardware are undercut 1-3/4" (6'8" = 6'6-1/4")*

## STANDARD POCKET DOOR SPECIFICATIONS



STANDARD R.O. FOR 2-8 POCKET DOOR FRAME

Standard R.O. Width = Door Width X 2 + 2"

Standard R.O. Height = Door Height + 4-1/2"

FOR DOUBLE POCKET DOOR

R.O. Width = Door Width X 4 + 1-1/2"

### STANDARD POCKET DOOR R.O.

for 1-3/8" thick doors without raised molding

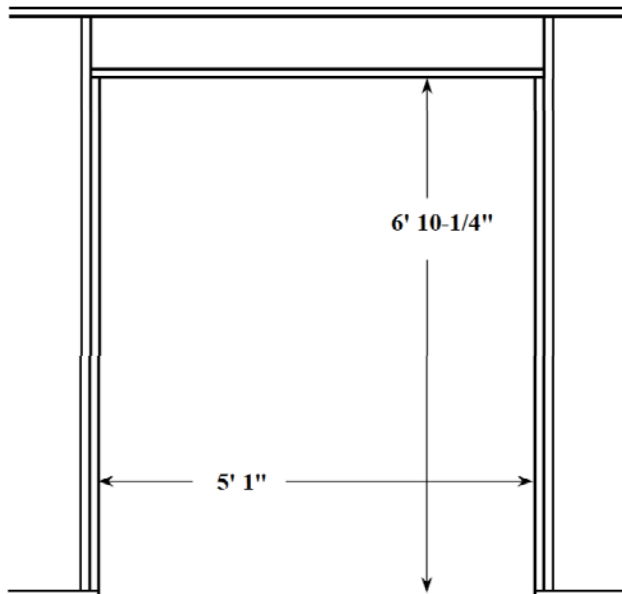
3-0 Pocket	=	6' 2" X 7' 0-1/2"
2-8 Pocket	=	5' 6" X 7' 0-1/2"
2-6 Pocket	=	5' 2" X 7' 0-1/2"
2-4 Pocket	=	4' 10" X 7' 0-1/2"
2-0 Pocket	=	4' 2" X 7' 0-1/2"

### CUSTOM SIZE POCKET FRAME

Any 1-3/8" doors with raised moulding OR any door thicker than 1-3/8" will require a custom size pocket frame. *Please Note:* This will require wall to be thicker than standard 2 x 4 to accept custom size frame.

>>>> **Call for Pricing** <<<<

## STANDARD BIPASS DOOR SPECIFICATIONS



STANDARD R.O. FOR 5-0 BIPASS

Standard R.O. Width = Door Width + 1"

Standard R.O. Height = Door Height + 2-1/4"

### STANDARD BIPASS OPENINGS

	<u>Rough Opening</u>	<u>Finished Opening</u>
6-0 Bypass:	6' 1" X 6' 10-1/4"	5' 11" X 6' 9"
5-4 Bypass:	5' 5" X 6' 10-1/4"	5' 3" X 6' 9"
5-0 Bypass:	5' 1" X 6' 10-1/4"	4' 11" X 6' 9"
4-8 Bypass:	4' 9" X 6' 10-1/4"	4' 7" X 6' 9"
4-0 Bypass:	4' 1" X 6' 10-1/4"	3' 11" X 6' 9"

### STANDARD BIPASS TRACK LENGTH

6-0 Bypass ( 2 - 3/0 )	71"
5-4 Bypass ( 2 - 2/8 )	63"
5-0 Bypass ( 2 - 2/6 )	59"
4-8 Bypass ( 2 - 2/4 )	54"
4-0 Bypass ( 2 - 2/0 )	47"

### BIPASS DOOR HEIGHT

Door Height for 1166 Track = 79-1/4"


Door Height for 138F & 134F Track = 78-5/8"

(With track mounted to head jamb w/81" jamb sides.)

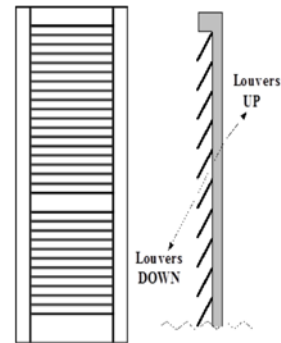
**\*Badger will cut down, upon request, but this will void Manufacturer's Warranty.**

**IDLDR CUT: \$42.75**


# INTERIOR DOOR HANDING SPECIFICATIONS




Viewed from  
Raised/Textured Side



Specify if Louvers are  
up or down, as viewed  
from swing choice below.



In the above diagram, you are standing on the  
**Stop Side of Door**



In the above diagram, you are standing on the  
**Hinge Pin Side of Door**

## TO DETERMINE DOOR HANDING

Review the diagrams above and circle the option below that matches your specifications.



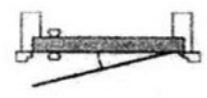
**LH**



**RH**



**RH**



**LH**



**Double Door with Left Fixed, Right Active**



**Double Door with Left Active, Right Fixed**



**Double Door with Left Active, Right Fixed**



**Double Door with Left Fixed, Right Active**



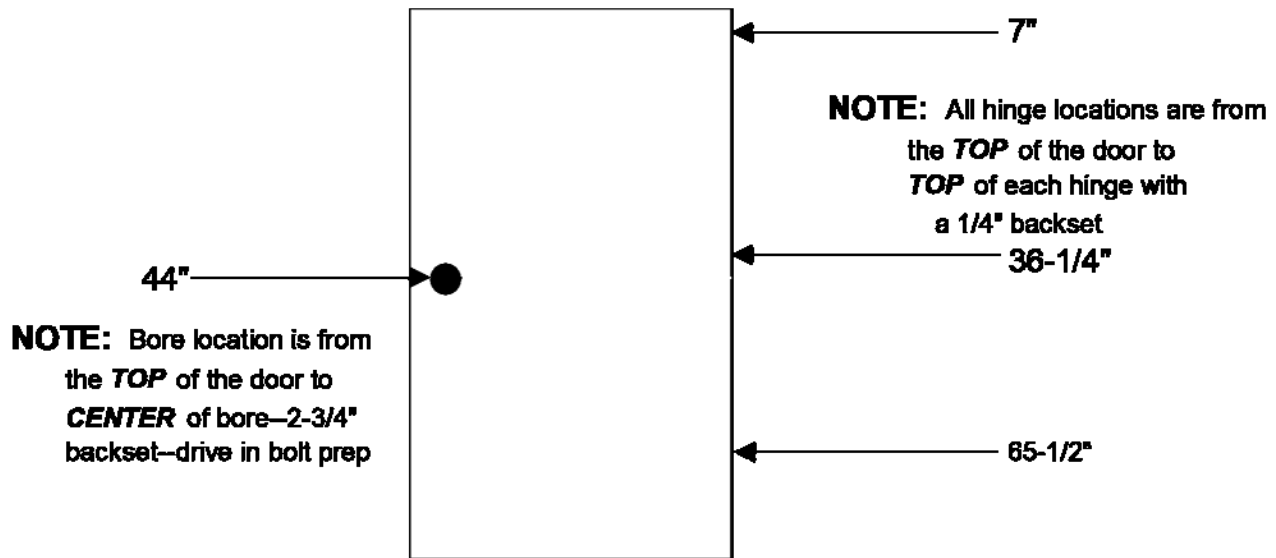
**Double Door with Both Active**



**Double Door with Both Active**



# Standard Badger Machining Specs



**NOTE:** Bore location is from the **TOP** of the door to **CENTER** of bore—2-3/4" backset—drive in bolt prep

**NOTE:** All hinge locations are from the **TOP** of the door to **TOP** of each hinge with a 1/4" backset

\*\*\*Custom Hinge placement is available\*\*\*


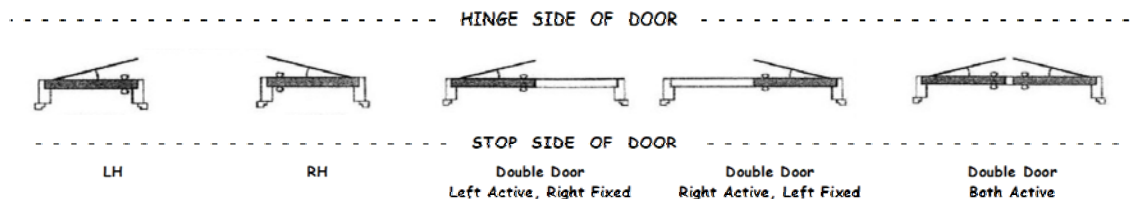
\*\*\*Deadbolt bore available upon request\*\*\*

\*\*\*2-3/8" backset available upon request\*\*\*

\*\*\*Mortise edge prep (square & radius corner) available upon request\*\*\*


**\*\*\*Please allow 1/16" variance in placement locations on non-custom doors\*\*\***

## \*\*\*Swing Options\*\*\*



### Raised/Textured Glass Doors:

Must specify which side the raised/textured glass is on, stop side or hinge side



### Louvered Doors:

Must specify which side the louvers face down, stop side or hinge side.



### Glass Pantry Doors:

Must specify which side "Pantry" is read, stop side or hinge side.

## DOOR CARE & HANDLING TIPS

**We at Badger believe in producing a product that is built like a piece of furniture and will last a lifetime. To have the look of a finished piece of furniture it has to be prepared and finished properly, so please note the installation and finishing instructions below.**

### Raw Door Notes:

#### **IMPORTANT NOTE**

Do not store or install doors on the jobsite before plaster and concrete work is dry. Excessive moisture or dryness in the air can cause damage to the product. All edges and faces - including the top and bottom - must be finished immediately after installation or the warranty will be voided.

#### **Care and Handling Tips Prior to Installation**

- ✓ Do not deliver until jobsite is free of dampness caused by plastering, etc.
- ✓ Store all doors flat on a level surface in a dry, well ventilated environment. Allow air circulation, but cover doors to keep clean.
- ✓ Do not drag doors across each other or across other surfaces. Including belt buckles and rivets on jeans.
- ✓ Handle doors with clean gloves.
- ✓ Inspect doors upon receipt. Remove handling marks and/or effects of moisture and sunlight exposure by lightly sanding all surfaces with 180 grit sandpaper.
- ✓ Remove all dust and foreign matter from door using a damp cloth.
- ✓ Acclimate doors to the environment before finishing or installing - usually 36 to 48 hours.
- ✓ Never leave raw doors at the installation site for extended time periods.

#### **General Finishing Instructions**

- ✓ All surfaces must be carefully finish sanded, sanding in the direction of the grain using 180 grit sandpaper.
- ✓ Using high quality finishes, tools and natural bristle brushes give superior performance.
- ✓ Lightly sand doors between finish coats.
- ✓ All finishes should be applied in a warm, dry room with good ventilation over 60°F and ***not in direct sunlight***.
- ✓ All surfaces of the door, including the top and bottom, must be finished to seal off moisture. Failure to do so will void the warranty.
- ✓ Always follow the Finish Manufacturer's product instructions.

#### **Special Tips**

- ✓ Stains - allow 24 hours to dry. Water-based stains are not recommended as they can cause some species to turn black in spots and may cause lifting of the veneers.
- ✓ Polyurethane - allow to dry between coats.
- ✓ In general, semi-gloss and satin finishes do not show flaws in the finish as readily as a gloss finish, and generally provide a warmer feel than a gloss finish.





## BADGER CORRUGATING COMPANY

1801 West Avenue South, La Crosse, WI 54601

Office Phone: (608) 788-0100 Wats: 1-800-356-8004 Fax: (608) 788-1510

MILLWORK DIVISION, 1012 Green Bay Street, La Crosse, WI 54601

Interior Millwork Wats: 1-877-234-9756 Fax: (608) 788-4251



### >>> REPLACEMENT DOOR ORDER FORM <<<

Please fill in door information in each numbered section below. Send signed & dated copy to Badger's millwork office.

Dealer Name: \_\_\_\_\_ Date: \_\_\_\_\_  
City / State: \_\_\_\_\_ Phone #: \_\_\_\_\_  
Dealer Contact: \_\_\_\_\_ Fax #: \_\_\_\_\_

Signature: \_\_\_\_\_

Original SO#

PO#

Job/Location:

#### 1. Door Specs

Order Qty: \_\_\_\_\_

Species: \_\_\_\_\_

Size (WxH): \_\_\_\_\_

Thickness: \_\_\_\_\_

Wide Side Bevel Size: \_\_\_\_\_



#### 2. Door Style

Flush: HC \_\_\_\_\_ SC \_\_\_\_\_

Flat Panel: # of Panels \_\_\_\_\_ Panel Style: Shaker or Sticking

Raised Panel: # of Panels \_\_\_\_\_ Panel Style \_\_\_\_\_

Dbt Hip Panel: # of Panels \_\_\_\_\_ Panel Style \_\_\_\_\_

Molded Panel: Smooth \_\_\_\_\_ Textured \_\_\_\_\_

# of Panels \_\_\_\_\_ Panel Style \_\_\_\_\_

3. Finish: Raw \_\_\_\_\_ Standard Color: \_\_\_\_\_ Custom Color PF# \_\_\_\_\_

#### 4. Hanging:

Circle  
option



HINGE SIDE OF DOOR

LH

RH

STOP SIDE OF DOOR

Double Door  
Left Active, Right Fixed

Double Door  
Right Active, Left Fixed

Double Door  
Both Active

#### 5. Machining Specs

Hinge Size: 3-1/2" \_\_\_\_\_ 4" \_\_\_\_\_ 4-1/2" \_\_\_\_\_

Hinge Radius: 1/4" \_\_\_\_\_ 5/8" \_\_\_\_\_ Square \_\_\_\_\_

Face Bore: 2-1/8" (Std) \_\_\_\_\_ No Bore \_\_\_\_\_

Backset: 2-3/4" (Std) \_\_\_\_\_ 2-3/8" \_\_\_\_\_

Edge Bore: Drive-In (Std) \_\_\_\_\_ Mortise \_\_\_\_\_

Door Edge Prep: No \_\_\_\_\_ Yes \_\_\_\_\_ Size \_\_\_\_\_ Sq \_\_\_\_\_ RC \_\_\_\_\_

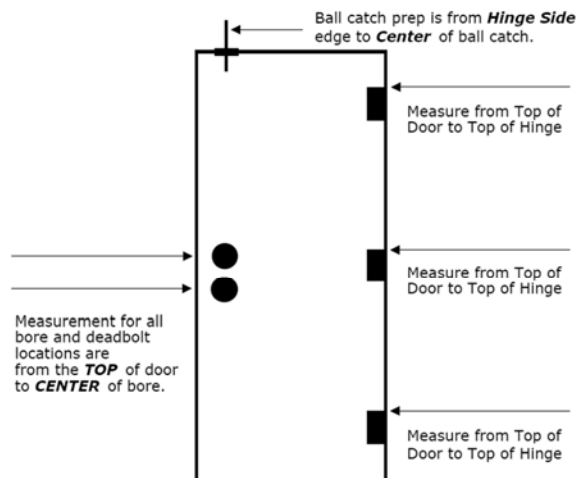
Lockset Brand: \_\_\_\_\_

Deadbolt Bore: 2-1/8" (Std) \_\_\_\_\_ Other \_\_\_\_\_

Peep Site: 190 Deg \_\_\_\_\_ 160 Deg \_\_\_\_\_

Ball Catch Prep: \_\_\_\_\_

Fire Label Rating: \_\_\_\_\_



>> Always measure from the top of door NOT the jamb. <<

# **EASY CHANGE WOOD COMBINATION STORM DOORS**









**Prices and specifications are subject to change without notice.**



## EASY CHANGE WOOD COMBINATION STORM DOORS & WOOD SCREEN DOOR








DOOR	Size	Prod. #	Door Only	Prefinished Door**
	CLASSIC "B" Door w/Design "B" Inserts			
	2/8 x 6/9	STDR0001	\$406.05	\$793.63
	3/0 x 6/9	STDR0002	\$390.53	\$778.10
	COUNTRYSIDE #55			
	2/8 x 6/9	STDR0051	\$395.64	\$783.22
	3/0 x 6/9	STDR0052	\$404.31	\$791.88
	COLONIAL "B" Door w/Design "B" Inserts			
	2/8 x 6/9	- - -	*Quick Ship	
	3/0 x 6/9	- - -	*Quick Ship	
	ULTRA-VU			
	2/8 x 6/9	STDR0100	\$388.93	\$776.50
	3/0 x 6/9	STDR0101	\$400.23	\$787.80
	TRADITIONAL #50			
	2/8 x 6/9	STDR0150	\$405.05	\$792.63
	3/0 x 6/9	STDR0151	\$426.03	\$813.60
	TRADITIONAL #11			
	2/8 x 6/9	- - -	*Quick Ship	
	3/0 x 6/9	- - -	*Quick Ship	
	WOOD SCREEN DOOR - STYLE #52			
	2/8 x 6/9	STDR0221	\$136.47	\$524.05
	3/0 x 6/9	STDR0222	\$147.84	\$535.41
Prod. #	Prefinishing Charges for Wood Storm Doors			Per Each
XDLPF100	Basic Storms with NO Grilles or Inserts <b><i>Includes the following:</i></b> Classic "B", Countryside #55, Colonial "B", Ultra-Vu & Traditional #50.			\$387.57
XDLPF102	Full Lite Storms with Grilles - <b><i>(Traditional #11)</i></b>			\$555.11

\*Quick Ship - Badger Three to Four Week Ship Program. Add One Week for Pre-finishing.

## EASY CHANGE WOOD COMBINATION STORM DOOR ACCESSORIES

### CLASSIC, COUNTRYSIDE & COLONIAL - GRILLE DESIGNS

Size	Design "A" Grille		9-Lite Grille		
2/8		*Quick Ship		*Quick Ship	
3/0		*Quick Ship		*Quick Ship	









### ULTRA-VU - GRILLE DESIGNS

Size	Victorian II		Victorian III		Chippendale		Prairie Style	
2/8		*Quick Ship		*Quick Ship		*Quick Ship		*Quick Ship
3/0		*Quick Ship		*Quick Ship		*Quick Ship		*Quick Ship

### TRADITIONAL - GRILLE DESIGNS

Size	Prairie Style		Montello	
2/8		*Quick Ship		*Quick Ship
3/0		*Quick Ship		*Quick Ship

### Designer Grilles - Available for all styles (Includes Designer Grille Surround and Corner Brackets)

	Scroll Corner				Half Moon Corner		
		2/8	*Quick Ship			2/8	*Quick Ship
		3/0	*Quick Ship			3/0	*Quick Ship
	Fan Bracket				Scroll		
		2/8	*Quick Ship			2/8	*Quick Ship
		3/0	*Quick Ship			3/0	*Quick Ship

**FOR A PREFISHED GRILLE ADD:**

**XDLPF103**

**\$222.78**

### DELUXE HARDWARE KIT

**Features:** Brass Lockset, Three (3) Hinges - Solid Brass w/zinc dichromate finish, Black heavy duty door closer, black chain guard.



Prod. #	Finish	Price
STDRO200	BRASS	\$87.02
STDRO201	BLACK	\$89.78
STDRO202	SATIN ALUMINUM	\$114.24

\*Quick Ship - Badger Three to Four Week Ship Program. Add One Week for Pre-finishing.

THIS PAGE LEFT BLANK.

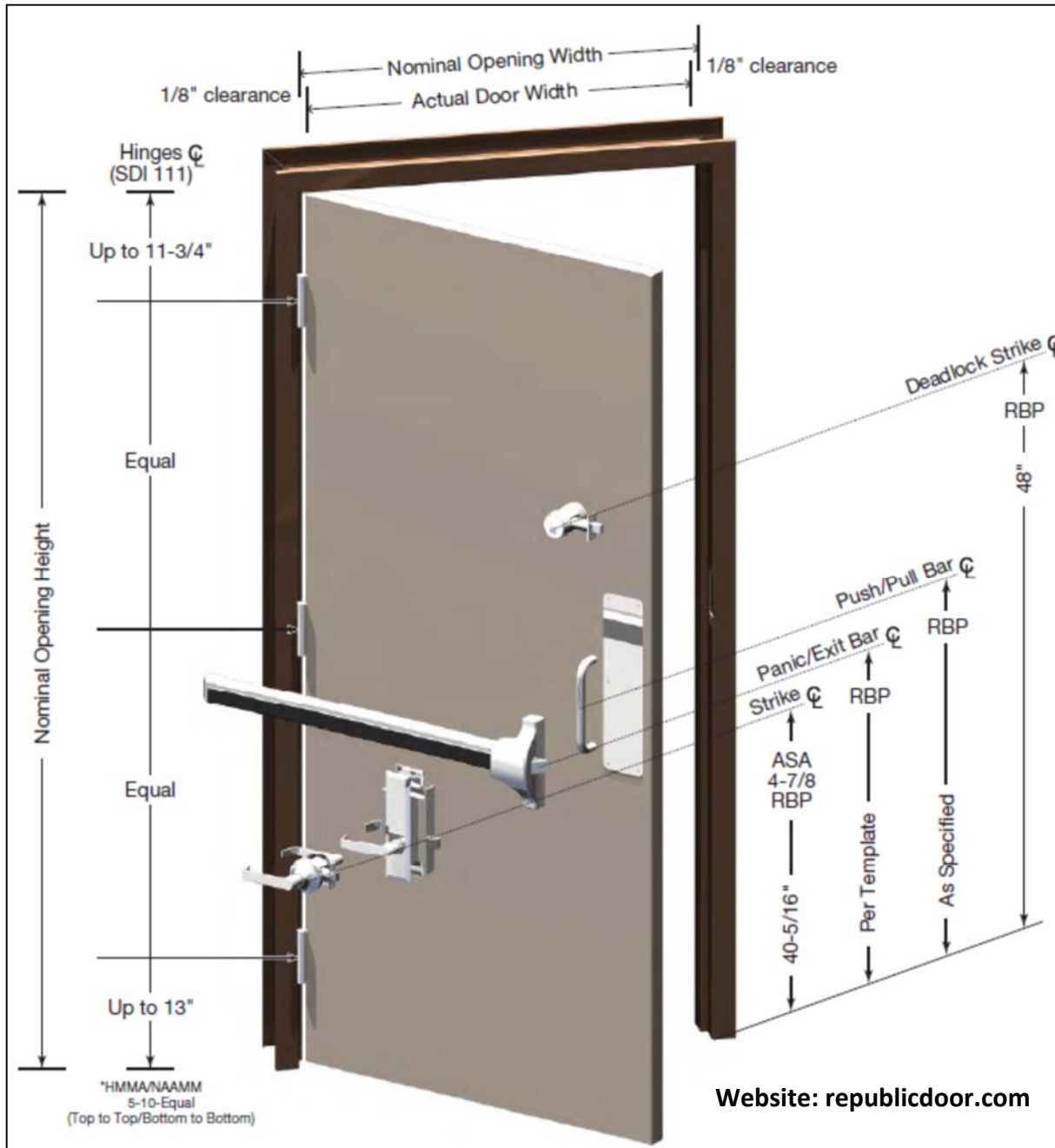
# COMMERCIAL MILLWORK

<u>Description</u>	<u>Page</u>
Information Pages	
Hardware Locations on Door	IM - Z - 2
Standard Door Features	IM - Z - 3
Universal Frames	IM - Z - 4
Frames	IM - Z - 4-5
Doors	IM - Z - 5
Anchors	IM - Z - 6
Lites & Frame Kits	IM - Z - 7
Hinges	IM - Z - 7
Lock Sets	IM - Z - 7-8
Exit Devices	IM - Z - 9-10
Closures	IM - Z - 11-12
Trims & Auxiliary	IM - Z - 13 - 16
Thresholds & Weather Stripping	IM - Z - 17
Dunbarton	
Hollow Metal Doors & Frames	IM - Z - 18
Brown Rediframe & Rediflex	IM - Z - 19 - 24
Ivory Rediframe & Rediflex	IM - Z - 25 - 29
Bright White Rediframe & Rediflex	IM - Z - 30 - 36
Accessories	IM - Z - 37

Prices and specifications are subject to change without notice.

## COMMERCIAL MILLWORK

### HARDWARD LOCATIONS



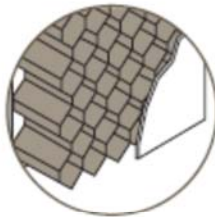
Locations	References				
	Republic Doors & Frames (RBP)	Steel Door Institute (SDI)	Americans w/Disabilities Act (ADA)	Hollow Metal MFG's Association (HMMA)	National Association of Architectural Metal MFG's (NAAMM)
Deadbolt Strike	48"	48"	48"		
Deadbolt Cyl				46"	46"
Strike	40-5/16"	38" - 42"		38"	38"
Panic/Exit Bar	Per Template			38"	38"
Push/Pull Bar	As Specified			42"	42"

\*NOTE: When Government Series 86 lock is used (ANSI A115.1) dimension to center of lock is 3/8" less.

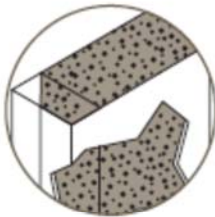
## COMMERCIAL MILLWORK

### STANDARD DOOR FEATURES

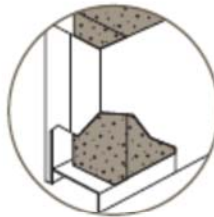
#### Cores Available



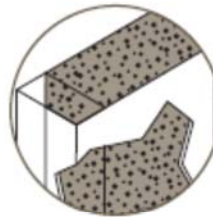
Honeycomb (Standard)



Polystyrene



Mineral Fiberboard




Polyurethane

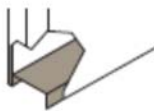


Steel Stiffened

#### Standard Construction



Flush Top  
Channel and  
Visible Seam.

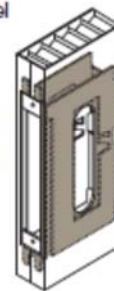


Inverted  
Bottom Channel  
(Approximate  
depth 9/16")

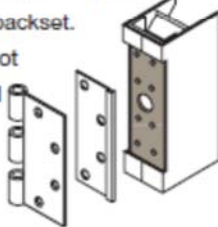
16 gage mortise  
lock reinforcement  
with provisions for  
Gov't Series 86  
mortise lockset  
and ANSI A115.1  
lock front  
(1-1/4" x 8").



Continuous 14 gage steel  
integral mortise lock  
reinforcement with  
provisions for government  
series 86 mortise lockset  
and ANSI A115.1 lock  
front (1-1/4" x 8").  
*DM Series Only.*



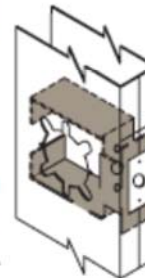
Doors have provisions for 4-1/2"  
full mortise Heavy Weight or  
Standard Weight hinges with  
1/4" hinge backset.  
Doors are not  
handed and  
use hinge  
fillers.



Continuous 14 gage steel integral  
lock channel reinforcement with  
provisions for  
government series  
160 or 161 cylindrical  
locksets (2-3/4"  
backset) and ANSI  
A115.2 lock front  
(1-1/8" x 2-1/4").



Lever Lock Prep — 161 DT  
(Modified 161 Prep)  
Conforms with ANSI  
115.18 161 Lever  
lock specs.  
**WARNING:**  
Use Rose Trim with a  
minimum diameter of  
3-5/16" to cover prep.



*Door(s) over 3'6" in width, 7'6" in height, or 250 lbs. — Republic recommends additional hinge(s) or continuous hinge application.*

#### Options Available

##### Door Thickness:

- 1-3/4" (Standard)
- 1-3/8" (Honeycomb & Styrene)
- 2" & 2-1/4" (Steel Stiffened)

##### Gages: 20, 18, 16 and 14

(Steel Stiffened not available in 20 ga.)

##### Material:

CRS (Standard) A60 & G90

##### Door Edges:

- Visible Seam (Standard)
- Seamless Bondo
- Seamless Welded

##### Sizes:

From 1'0" x 1'0" to 4'0" x 10'0" (All Cores)  
Steel Stiffened Core available up to 5'0" x 10'0"

##### Fire Ratings:

20 minutes through 3 hours  
(see fire section for options)

##### SDI Levels: 1-4

##### Physical Performance:

Level A — 1 million cycles (All Cores)



intertek



## COMMERCIAL MILLWORK

### UNIVERSAL FRAMES

#### Typical Frame Profiles



Double Rabbet



Single Rabbet



Cased Open



Double Egress

#### Typical Wall Construction



Stud

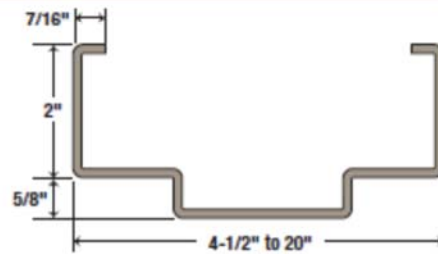


Wrap



Butted

Republic offers a complete line of single return frames. Frames are available in 16, 14 or 12 gage steel; cold rolled or A60 galvanized. Frames (16 and 14 gage) are manufactured with die-cut, mitered, tab and slot design for easier assembly and interlocking corners. Our frames are available as knock down units or welded.



#### Typical Sill and Wall Anchors



Prepared Opening



Sill Anchor



Stud



Wire



T



Strap

#### Options Available

##### Corner Conditions:

KD Mitered, Saw Mitered, Notched,  
Square Cut, Face Welded or  
Full Profile Welded

##### Frame Details:

3" to 20" (Single Rabbet)  
4-1/2" to 20" (Double Rabbet)  
4-3/4" to 20" (Double Egress)

##### Gages: 16, 14 and 12

(KD mitered not available on 12 gage)

##### Material:

CRS (Standard), A60 and G90

##### Fire Ratings:

20 minutes through 3 hours  
(see fire section for options)

##### Available as:

3-Sided Frames  
Stick Sections  
Elevations

Frames are manufactured for various wall conditions, from new construction to existing. Conformance to SDI standards, and ANSI A250.8.



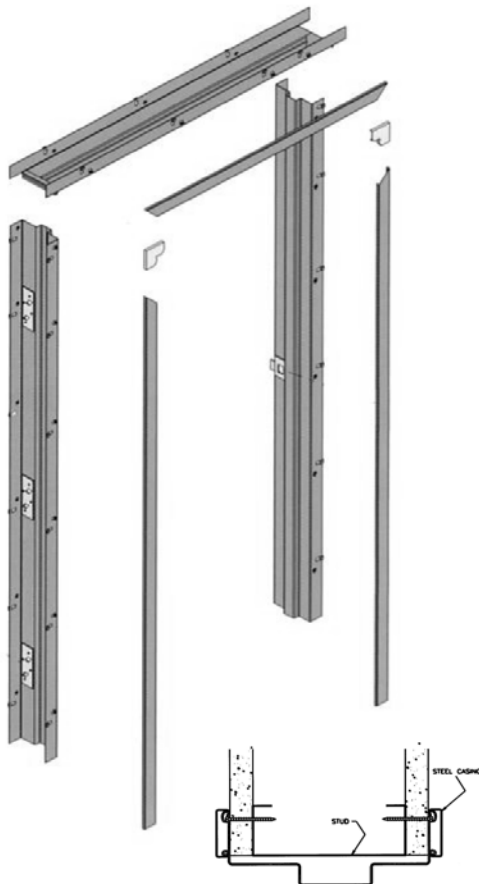
COMMERCIAL MILLWORK

**90 MIN. FIRE RATED STEEL FRAMES**  
**18 ga. - REDIFRAME**

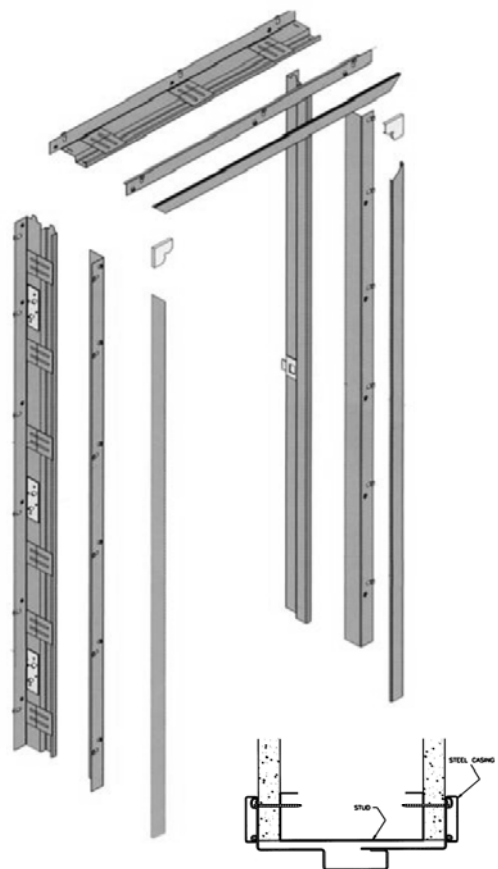
**STOCKING: BROWN, BRIGHT WHITE, & IVORY**  
**SEE PAGES IM - Z - 19 THRU IM - Z - 37**

**CALL THE BADGER MILLWORK OFFICE**  
**FOR NON-STOCK PRICING ON**  
**REDIFRAME & REDIFLEX FRAMES**

**1-3/4" REDIFRAME®**  
**FIXED FRAME**




**1-3/4" REDIFLEX®**  
**ADJUSTABLE FRAME**



## COMMERCIAL MILLWORK

**\* \* All Hollow Metal Frames and Hollow Metal Doors Come Standard w/90 Min Fire Label Applied \* \***

### REPUBLIC FRAMES



Item #	Size	Handing	Finish	Per Each
<b>ME Series, 16 Ga., Double Rabbet:</b>				
IMCR0021	3/0 x 6/8 x 5 3/4"	RH	Primed	*Quick Ship*
IMCR0001	3/0 x 7/0 x 5 3/4"	RH	Primed	*Quick Ship*
IMCR0022	3/0 x 6/8 x 5 3/4"	LH	Primed	*Quick Ship*
IMCR0002	3/0 x 7/0 x 5 3/4"	LH	Primed	*Quick Ship*
Prepped for: Hinges, Strike, Closers (Push & Pull).				
IMCR0023	6/0 x 6/8 x 5 3/4"	DBL	Primed	*Quick Ship*
IMCR0003	6/0 x 7/0 x 5 3/4"	DBL	Primed	*Quick Ship*
Prepped for: Hinges, Reversible Flush Bolt Strike, Closers (Push & Pull, Both Leafs).				
<b>ME Series, 16 Ga., Double Rabbet Frame with Prepared Opening Anchors:</b>				
IMCR0071	3/0 x 6/8 x 5 3/4"	RH	Primed	*Quick Ship*
IMCR0051	3/0 x 7/0 x 5 3/4"	RH	Primed	*Quick Ship*
IMCR0072	3/0 x 6/8 x 5 3/4"	LH	Primed	*Quick Ship*
IMCR0052	3/0 x 7/0 x 5 3/4"	LH	Primed	*Quick Ship*
Prepped for: Hinges, Strike, Closers (Push & Pull).				
IMCR0073	6/0 x 6/8 x 5 3/4"	DBL	Primed	*Quick Ship*
IMCR0053	6/0 x 7/0 x 5 3/4"	DBL	Primed	*Quick Ship*
Prepped for: Hinges, Reversible Flush Bolt Strike, Closers (Push & Pull, Both Leafs).				

### REPUBLIC DOORS








Item #	Size	Handing	Finish	Per Each
<b>Commercial Flush, 18 Ga., Polystyrene Core Door:</b>				
IMCR0221	3/0 X 6/8 Flush HMD	No Handing	Primed	*Quick Ship*
IMCR0201	3/0 X 7/0 Flush HMD	No Handing	Primed	*Quick Ship*
Prepped for: Cylindrical Lock, Hinges and Closer.				
IMCR0222	3/0 X 6/8 Flush HMD	No Handing	Primed	*Quick Ship*
IMCR0202	3/0 X 7/0 Flush HMD	No Handing	Primed	*Quick Ship*
Prepped for: Rim Exit Reinforcement, Hinges and Closer.				
IMCR0223	3/0 X 6/8 Flush HMD	No Handing	Primed	*Quick Ship*
IMCR0203	3/0 X 7/0 Flush HMD	No Handing	Primed	*Quick Ship*
Prepped for: Hinges, Flush Bolts, ASA Strike-No Lip Cutout and Closer. Astragal Shipped Loose.				

### REPUBLIC ANCHORS

Item #	Description	Mfg. #	Per Each
IMCR0401	Universal Anchor	3933907	\$4.90
IMCR0402	Prepared Opening Anchor	3832001	\$4.39
IMCR0403	Sleeve Anchor	3981088	\$6.30
IMCG0001	5" Wood Lag Bolt	----	\$6.50


## COMMERCIAL MILLWORK

### LAKE HOUSE GLASS CENTER LITES





  	Item #	Description	Size	Mfg. #	Per Each
	Lites				
	IMCG1000	1/4" Clear Tempered	5-3/4" x 20-3/4"	CLTEMPERED-1/4"	\$29.18
	IMCG1001	1" OA 1/8" Clear Tempered Insulated	5-3/4" x 20-3/4"	1/8INSCLTEMP-1"OA	\$86.84
	IMCG1006	1/4" Clear Tempered	22-3/4" x 29-3/4"	CLTEMPERED-1/4"	\$48.63
	IMCG1007	1" OA 1/8" Clear Tempered Insulated	22-3/4" x 29-3/4"	1/8INSCLTEMP-1"OA	\$144.74
	IMCG1002	1/4" Clear Tempered	22-3/4" x 33-3/4"	CLTEMPERED-1/4"	\$55.16
	IMCG1003	1" OA 1/8" Clear Tempered Insulated	22-3/4" x 33-3/4"	1/8INSCLTEMP-1"OA	\$164.14
	IMCG1004	1/4" Clear Tempered	22-3/4" x 63-3/4"	CLTEMPERED-1/4"	\$103.79
	IMCG1005	1" OA 1/8" Clear Tempered Insulated	22-3/4" x 63-3/4"	1/8INSCLTEMP-1"OA	\$308.88
	LITE INSTALLATION CHARGES				
	Item #	Description	Per Each		
	XDCLBR1	1/2 Lite or Smaller	\$106.82		
	XDCLBR2	Full Lite	\$213.67		
	ALL METAL STAMPING HOLLOW METAL LITE KIT FRAMES				
	Item #	Description	Size	Series	Per Each
	Hollow Metal Lite Kits				
	IMCR1000	Narrow Glass Lite Kit Frame	5"x 20" x ¼"	Model 110	\$59.34
	IMCR1001	Narrow Glass Lite Kit Frame	5"x 20" x 1"	Model 110	\$214.14
	IMCR1006	Half Glass Lite Kit Frame	22"x 29"x ¼"	Model 110	\$90.30
IMCR1007	Half Glass Lite Kit Frame	22"x 29"x 1"	Model 110	\$206.40	
IMCR1002	Half Glass Lite Kit Frame	22"x 33"x ¼"	Model 110	\$162.54	
IMCR1003	Half Glass Lite Kit Frame	22"x 33"x 1"	Model 110	\$286.38	
IMCR1004	Full Glass Lite Kit Frame	22"x 63"x ¼"	Model 110	\$263.16	
IMCR1005	Full Glass Lite Kit Frame	22"x 63"x 1"	Model 110	\$381.84	
HAGAR HINGES					
	Item #	Series	Size	Finish	Per Each
	<b>Ball Bearing</b> - Standard Weight, Steel with steel pin (ANSI A8112) • Two ball bearings • Non-rising removable pin with button tip and plug • 5" x 5" (127 mm x 127 mm) and 4-1/2"x 4-1/2" (114 mm x 114 mm) BB1279 available with two different leaf sizes • 3-1/2" x 3-1/2" (89 x 89 mm) BB1279 available with reversible hole pattern • For use on medium weight doors or doors requiring medium frequency service.				
	IMCH0400	BB1279	4.5" x 4.5"	Satin Chrome	\$10.45
	IMCH0401	BB1279 NRP	4.5" x 4.5"	Satin Chrome	\$14.50
	<b>Spring Hinge</b> - Square corner, steel, for automatic closing of door. It meets codes for hotels, motels, institutions, and commercial buildings. <b>Please note:</b> • For use on 1-3/4" (45 mm) doors • For maximum versatility, use all spring hinges or a combination of spring and ball bearing hinges. Do not use plain bearing hinges. • Full spring tension may not be required on all hinges • Strong wind conditions, drafts, carpeting drag, twisted/misaligned frames, or weather stripping on doors may require additional spring hinges.				
	IMCH0402	EC1105	4.5" x 4.5"	Satin Chrome	\$21.52

## COMMERCIAL MILLWORK

### SCHLAGE LOCK SETS



	Prod. #	Mfg. #	Size	Latch / Strike / Finish	Each
	<b>SATURN</b>				
	B8854	AL10S SAT 626 SC Passage	2-3/4" BS	11-116 / 10-025 Satin Chrome	\$156.06
	B8855	AL40S SAT 626 SC Privacy	2-3/4" BS	11-116 / 10-025 Satin Chrome	*Quick Ship*
	B8856	AL53PD SAT 626 SC Entry	2-3/4" BS	11-096 / 10-025 Satin Chrome	\$226.07
	B8858	AL80PD SAT 626 SC Storeroom	2-3/4" BS	11-096 / 10-025 Satin Chrome	*Quick Ship*

### HAGAR LOCK SETS

 <b>WITHNELL LEVER</b>	Item #	Series	Size	Finish	Per Each
	<b>Hager 2500 Series</b> Grade 2 lock is a perfect combination of value and performance and is the ideal choice of lock for typical commercial applications. The inherent value of this lock and the product offering make our 2500 Series lock a perfect choice for a stocking program. As an economical alternative to other Grade 2 cylindrical locks, it offers both dependability and affordability.				
	IMCH0606	2510 - Passage	2-3/4" BS	Withnell Lever w/Strike Satin Chrome	\$87.18
	IMCH0607	2540 - Privacy	2-3/4" BS	Withnell Lever w/Strike Satin Chrome	\$89.04
	IMCH0608	2553 - Entry, II Locking	2-3/4" BS	Withnell Lever w/Strike Satin Chrome	\$99.35
	IMCH0609	2570 - Classroom	2-3/4" BS	Withnell Lever w/Strike Satin Chrome	\$99.35
	IMCH0610	2580 - Storeroom	2-3/4" BS	Withnell Lever w/Strike Satin Chrome	\$99.35
	<b>Hager 3200 Series</b> Grade 2 deadlock provides a perfect combination of value and performance and is the ideal choice of lock for typical commercial applications. Our 3200 Series is an economical alternative to Grade 1 when Grade 1 is not required. It is a perfect complement to our 3500 Series for extra protection against break-in and is backed by a lifetime warranty.				
	IMCH0605	3215 - Single Cylinder	2-3/4" BS	Satin Chrome	\$75.64
 <b>WITHNELL LEVER</b>	<b>Hager 3500 Series</b> Grade 2 lock provides a perfect combination of value and performance and is the ideal choice of lock for typical commercial applications. It is an economical alternative to Grade 1 when Grade 1 is not required. Our 3500 Series lock offers superior dependability and is backed by a lifetime warranty.				
	IMCH0600	3510 - Passage	2-3/4" BS	Withnell Lever w/Strike Satin Chrome	\$143.00
	IMCH0601	3540 - Privacy	2-3/4" BS	Withnell Lever w/Strike Satin Chrome	\$162.39
	IMCH0602	3553 - Entry II Locking	2-3/4" BS	Withnell Lever w/Strike Satin Chrome	\$180.16
	IMCH0603	3570 - Classroom	2-3/4" BS	Withnell Lever w/Strike Satin Chrome	\$180.16
	IMCH0604	3580 - Storeroom	2-3/4" BS	Withnell Lever w/Strike Satin Chrome	\$180.16
	<b>Mortise Cylinder</b> - •If cylinder is ordered separately from the mortise lock, please specify Schlage "L" Cam •Conventional cylinder or Small Format Interchangeable Core housing available •SFIC core sold separately •For more cylinder information, please refer to cylinder, core, and keying section.				
	IMCH0611	3902	MORT CYL 1-1/8"	Satin Chrome	\$43.53

## COMMERCIAL MILLWORK



### HAGAR EXIT DEVICES

	Item #	Series	Size	Finish	Per Each
	<p><b>Exit Device:</b> Rim Device, Ideal for heavy duty commercial applications.  • Lifetime warranty • Thru-bolts supplied standard  <b>Applications:</b> Heavy duty commercial. <b>Certifications:</b> • BHMA Certified ANSI A156.3 • UL/cUL Listed for up to 3 hours for "A" label doors • UL10C/UBC 7-2 (1997) Positive Pressure Rated • UL10B Neutral Pressure Rated • UL305 Listed for panic hardware • ANSI A250.13 Severe Wind-storm Resistant Component (requires use of windstorm reinforcing bracket, 2-649-0154, on Rim device) • Complies with ANSI 117.1 for accessible buildings and facilities • Hex dogging feature standard on non-fire labeled doors. <b>Trim:</b> • Archer, August, or Withnell Lever with escutcheon • Pull plate trim • Rim cylinder x optional pull. <b>Covers:</b> Stainless steel, zinc. <b>Chassis:</b> Aluminum. <b>End Caps:</b> Zinc. Door <b>Width:</b> • 36" (914 mm) field sizeable to 30" (762 mm) door (Exceptions: ELR, ED, DE minimum is 36") • 48" (1219 mm) field sizeable to 36" (914 mm) door. <b>Door Thickness:</b> 1-3/4" (44 mm) - Standard. <b>Projection:</b> • 3" (76 mm) in undogged position • 2-5/8" (67 mm) in dogged position. <b>Stile Width:</b> • 5-3/8" (137 mm) - Minimum stile width required for single door and 5/8" (16 mm) stop • 4-7/8" (124 mm) - Minimum stile width required for double door x surface vertical rod with double door strike • 5-3/4" (146 mm) - Minimum stile width required for double doors with 2" (51 mm) mullion • All stile widths are measured from door edge. <b>Fasteners:</b> • Wood and machine screws • Thru-bolts. <b>Latchbolt:</b> 3/4" (19 mm) throw, pullman type with automatic dead-latching, stainless steel. <b>Strikes:</b> • Stainless steel with plated rollers - Included standard with panic devices • Solid stainless steel - Included standard with fire rated devices • Surface applied to frame with slotted holes for easy adjustment • Double door strike for use with surface vertical rod and rim device available. <b>Notes:</b> • Cylinder dogging available on non-fire rated devices, specify CD • 3902 1-1/8" (29 mm) mortise cylinder sold separately • Recommended to be used on appropriately reinforced doors.</p>				
	IMCH0200	4501	RIM 36" (REV 2)	Satin Chrome	\$863.66
	IMCH0201	4501	RIM FR 36" (REV 2)	Satin Chrome	\$989.34
	IMCH0202	4501	RIM 48" EO (REV 2)	Satin Chrome	\$904.12
	<p><b>Cylinder Escutcheon:</b> <b>Function:</b> 08 - Key locks or unlocks lever <b>Levers:</b> Archer, August, Withnell (clutching lever) <b>Projection:</b> 2-13/16" (71 mm) for Archer; 2-7/8" (73 mm) for August; 2-11/16" (68 mm) for Withnell <b>Escutcheon:</b> 2-7/8" x 10-3/4" (73 mm x 273 mm) <b>Finishes:</b> US3, US4, US10, US10B, US26, US26D <b>Cylinder:</b> Mortise cylinder, 3902, sold separately.</p>				
	IMCH0204	45CE	(REV 2)	Withnell Lever Satin Chrome	\$439.72




## COMMERCIAL MILLWORK

### HAGAR EXIT DEVICES

	Item #	Series	Size	Finish	Per Each
	<p><b>Exit Device:</b> Standard Duty Rim Device, Ideal for light commercial and standard duty applications. • Five-year warranty • Thru-bolts supplied standard.</p> <p><b>Applications:</b> • Light commercial • Standard duty commercial. <b>Certifications:</b> • UL305 Listed for panic hardware • UL/cUL Listed for up to 3 hours for "A" label fire doors • UL10C/UBC 7-2 (1997) Positive Pressure Rated • UL10B Neutral Pressure Rated • ANSI A250.13 Severe Wind-storm Resistant Component (Rim device only) • Complies with ANSI 117.1 for accessible buildings and facilities • Hex dogging feature standard on non-fire rated panic doors. <b>Trim:</b> • Archer, August, or Withnell lever with escutcheon • Archer, August, Withnell lever with key-in-lever trim • Raised lip pull • Pull plate trim • Rim cylinder x optional pull. <b>Covers:</b> Casted brass, bronze, stainless steel, zinc. <b>Chassis:</b> Painted steel, plated steel, stainless steel. <b>End Caps:</b> Painted steel, plated steel, stainless steel. <b>Door Width:</b> • 36" (914 mm) field sizeable to 30" (762 mm) door • 48" (1219 mm) field sizeable to 36" (914 mm) door. <b>Door Thickness:</b> 1-3/4" (44 mm) - Standard. Projection: • 2-7/16" (62 mm) in undogged position • 1-3/16" (30 mm) in dogged position. <b>Stile Width:</b> • 4-1/2" (114 mm) - Minimum stile width required for single door and 5/8" (16 mm) stop • 4-1/2" (114 mm) - Minimum stile width required for double door x surface vertical rod device with double door strike • 5" (127 mm) - Minimum stile width required for double doors with 2" (51 mm) mullion • All stile widths are measured from door edge. <b>Fasteners:</b> • Wood and machine screws • Thru-bolts. Latchbolt: 3/4" (19 mm) throw, pullman type with automatic dead-latching, stainless steel. <b>Strikes:</b> • Stainless steel with roller - Included standard with panic and fire rated devices • Surface applied to frame with slotted holes for easy adjustment • Optional double door strike for use with surface vertical rod and rim devices. <b>Finishes:</b> US3, ALM, DBZ, US32D. <b>Notes:</b> • Cylinders sold separately • Recommended to be used on appropriately reinforced doors.</p>				
	IMCH0205	4701	RIM 36" (REV)	Withnell Lever Sprayed Aluminum	\$272.23
	IMCH0206	4701	RIM 48" (REV 1)	Withnell Lever Sprayed Aluminum	\$306.50
	<p><b>Key in Lever Entrance:</b></p> <p><b>Function:</b> 08 - Entrance by trim; key locks or unlocks trim. <b>Levers:</b> Archer, August, Withnell. Knob: Apollo. Projection: 3-1/16" (78 mm) for Archer; 3-1/8" (79 mm) for August; 3-1/16" (78 mm) for Withnell; 3-1/8" (79 mm) for Apollo. Rose Diameter: 3-3/8" (86 mm). <b>Finishes:</b> ALM, DBZ, US3, US32D for levers; US32D for knob. <b>Cylinder:</b> • Standard core, C keyway - Standard • Small Format Interchangeable Core housing available for levers only, cylinder sold separately, 3981. <b>Keys:</b> Two (2) brass keys per lock</p>				
	IMCH0207	47KE	(REV 2)	Withnell Lever Sprayed Aluminum	\$216.53

### ADVANTAGE EXIT DEVICES

	Item #	Series	Description	Finish	Per Each
	<p><b>2500 Series Exit Device:</b></p> <p><b>Certifications:</b> *ANSI Grade 1 approved, exceeds 500,000 cycles *UL305 Listed for Panic Hardware *UL Listed for up to 3 hrs. on "A" label Fire doors *UL10B Neutral Pressure rated *UL10C/UBC7-2 (1997) Positive Pressure rated *Complies with ANSI 117.1 for accessible and usable Buildings and Facilities Standards. <b>Door Fitting:</b> *1-3/4" thick standard *Rim - 4-1/2" min. stile width for single door and 5/8" stop *V/R - 4-1/2" min. stile with outside trim *3-1/2" min. stile without outside trim *Mounting Height - 41" from CL to finished door. <b>Door Width:</b> *36", rail can be cut from the end to fit door size down to 30".</p>				
	B0778	ADV2500	Exit Device 36"	Aluminum	\$154.65

## COMMERCIAL MILLWORK

### ADVANTAGE CLOSURES



**Series 4400 Door Closure:**

**Features:** ANSI Grade 1, UL-Listed \*BHMA Certified \*Meets ADA requirements  
\*Heavy duty commercial •Adjustable power size 1-6 \*Non-handed, Tri-Pack for all applications.

B0773

ADV4400

Door Closure

Aluminum

\$99.93



**Series 4000 Door Closure:**

\*Medium Duty \*Universal mounting hole pattern \*Size 4: CTC 9-1/16" x 3/4"

B0777

ADV4000

Door Closure


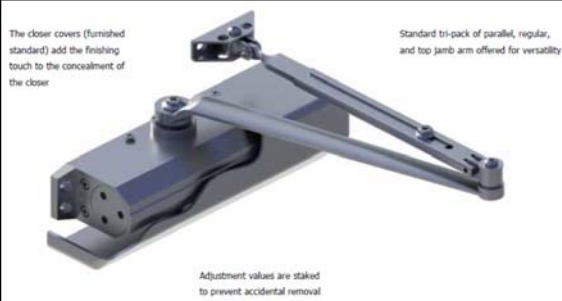

Duronotic

\$83.28



## COMMERCIAL MILLWORK

### HAGAR CLOSURES

	Item #	Series	Size	Finish	Per Each
 <p>Tempered springs made of double heat treated steel for durability</p> <p>Standard tri-pack of parallel, regular, and top jamb arm offered for versatility</p> <p>Adjustment valves are staked to prevent accidental removal</p>	IMCH0001	5100	24" - 60"	Multi-Mount Sprayed Aluminum	\$235.08
 <p>The closer covers (furnished standard) add the finishing touch to the concealment of the closer</p> <p>Standard tri-pack of parallel, regular, and top jamb arm offered for versatility</p> <p>Adjustment valves are staked to prevent accidental removal</p>	IMCH0002	5300	24" - 60"	Multi-Mount Sprayed Aluminum	\$142.97
	IMCH0003	6016	33" - 51"	Surface Mount Satin Chrome	\$148.33

**Door Closure:** Hager 5100 Series Grade 1 door closer is constructed of cast iron, which makes it ideal for heavy duty, high use and abusive environments. Hager door closers are the only closers in the industry that are both BHMA certified and backed by a lifetime warranty.

**Door Closure:** Hager 5300 Series Grade 1 door closer is ideal for schools, hospitals, and other high abuse and high traffic environments. It is constructed of an aluminum alloy and provides smooth door control. The 5300 Series door closer is easy to install and maintain--keeping your building safe and secure.

**Medium Duty Overhead Door Stop:**

For use on exterior and interior doors. Ideal for office buildings and other medium duty commercial applications.






- Adjustable arm to combine door ranges into two sizes
- Five-year warranty
- Standard screw pack

**Certifications:** • BHMA Certified ANSI A156.8 - 2005 • UL/cUL Listed for up to 3 hours (stop only) • UL10C Positive Pressure Rated (stop only) • UL10B Neutral Pressure Rated (stop only). **Mounting Style:** • Concealed (CON) • Surface (SRF). **Doors:** • Single acting doors for concealed and surface mounted • Double acting doors for concealed mounted only. **Door Thickness:** • 1-3/4" (44 mm) thick door - Standard • 1-3/8" - 2-1/4" (36 mm - 57 mm) thick door - Optional. **Functions:** • Stop Only (16) • Hold Open (17) • Friction (15). **Handing:** Non-handed. **Openings:** Degree of opening is fully adjustable and can be adapted to changing needs between 85° to 110°.

**Materials:** • Steel • Stainless steel. Finishes: • US26D, US10B, US3 (for steel) • US32D (for stainless steel). **Fasteners:** Standard screw packet included for wood or metal door and frame applications. **Notes:** • Adjustable arms provide easy installation • Slide track design • Adjustable in the field • Heavy shock absorber spring provides 5° to 7° compression before dead-stop • Special templating upon request.






## COMMERCIAL MILLWORK

### HAGAR TRIMS & AUXILIARY

	Item #	Part #	Size	Finish	Per Each
	<b>Kick Plate:</b> Supplied with #6 x 5/8" truss head screws.				
	IMCH0822	190S	8" X 30"	Satin Stainless Steel	\$26.44
	IMCH0800	190S	8" X 34"	Satin Stainless Steel	\$29.97
	<b>Manual Flush Bolt:</b> <b>Certifications:</b> Fits ANSI A115 door and frame prep, Meets ANSI A156.16 for L14251. <b>Face Plate:</b> 1" x 6-3/4" (25 mm x 172 mm). <b>Bolt Head:</b> 1/2" (13 mm) square. <b>Bolt Throw:</b> 3/4" (19 mm). <b>Standard Rod Length:</b> 12" (305 mm) (center of face to corner of door). <b>Bolt Backset:</b> 3/4" (19 mm). <b>Mortise Strike:</b> 15/16" x 2-1/4" (24 mm x 57 mm). <b>Materials:</b> Brass faceplate with steel components. <b>Fasteners:</b> Eight (8) #8 x 3/4" combo screws; eight (8) #8 x 1-1/2" combo screws. <b>Notes:</b> • For use on hollow metal/fire rated doors • Non-handed • Bolt head rods are adjustable • Sold in increments of two. • 3-Hr fire rating for metal doors up to 4 feet wide by 10 feet tall. • 282S strike plate bag and 282P bolt head available • Specify 282R for optional rod length of 18" (457 mm), 25" (635 mm), or 30" (762 mm) (bolt head not included).				
	IMCH0801	282D	Satin Chrome		\$23.48
	<b>Manual Flush Bolt:</b> <b>Certifications:</b> Meets ANSI A156.16 for L14261. <b>Face Plate:</b> 1" x 6-25/32" (25 mm x 172 mm). <b>Bolt Head:</b> 1/2" (13 mm) square. <b>Bolt Throw:</b> 3/4" (19 mm). <b>Bolt Backset:</b> 3/4" (19 mm) <b>Mortise Strike:</b> 15/16" x 2-1/4" (24 mm x 57 mm). <b>Materials:</b> Brass faceplate with steel components. <b>Fasteners:</b> Eight (8) #8 x 3/4" combo screws and eight (8) #8 x 1-1/2" combo screws. <b>Notes:</b> • For use on wood composite/ fire rated doors • Non-handed • Bolt head rods are adjustable • 1-1/2 hour fire rating for wood doors up to 4 feet wide by 10 feet tall.				
	IMCH0802	283D	Satin Chrome		\$37.15
	<b>Dust Proof Strike:</b> <b>Certifications:</b> Meets ANSI A156.16 for L04021. <b>Face Plate:</b> 1-7/16" x 2-29/32" x 1/8" depth (37 mm x 74 mm x 3 mm). <b>Barrel Diameter:</b> 1" (25 mm). Barrel Depth: 2-3/16" (56 mm). <b>Plunger Diameter:</b> 3/4" (19 mm). <b>Materials:</b> Brass. <b>Fasteners:</b> Two (2) #8 x 1" FPHWS, two (2) plastic anchors, and spanner wrench. <b>Notes:</b> • Packed unassembled with plate, strike, fasteners, and spanner wrench • May be used with carpet or threshold application by omitting face plate • Designed for use with the bottom bolt of a flush bolt set • Spring loaded plunger returns to floor or threshold level anytime flush bolt is retracted, eliminating the need to clean out the bottom strike				
	IMCH0803	280X	Satin Chrome		\$21.42
	<b>Coordinating Device:</b> <b>Certifications:</b> ANSI/BHMA A156.3 Type #21A. Base: 1-3/4" x 2-1/4" (45 mm x 57 mm). <b>Materials:</b> Steel. <b>Finishes:</b> Black Prime Coat. <b>Maximum Astragal Overlap:</b> 1" (25 mm). <b>Stop Height:</b> 5/8" (16 mm). <b>Fasteners:</b> Seven (7) 12-24 x 1-1/4" TPHMS and four (4) #8 x 1" FPH. combo screws. <b>Notes:</b> • For use with overall frame widths 60" (1524 mm), 72"(1829 mm), or 96" (2438 mm), consult Hager customer service if overall frame width is different than our stock sizes • Coordinating device is 52" (1321 mm) long for all stock sizes 60" (1524 mm), 72" (1829 mm), or 96" (2438 mm) • Filler bar is cut to length in field to match customers overall frame width • Non-handed • Designed for use on pairs of doors when one door needs to close before the other • Active door lever, located nearest to the active stop, holds the active door open until the trigger mechanism is released by the closing of the inactive leaf • Coordinator may not span the entire length of stop, 297F filler bar may be needed to fill up the extra space • Compatible with flush bolts • Optional mounting brackets 297M and 297N may be used when mounting other stop applied hardware • For use with active door widths 30" (762 mm) – 48" (1219 mm) • If active and inactive doors are unequal in length, consult Hager customer service for proper sizing.				
	IMCH0804	297D	72"	Black Prime Coat	\$155.33








## COMMERCIAL MILLWORK

### HAGAR TRIMS & AUXILIARY


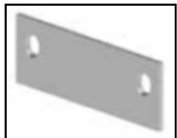




	Item #	Part #	Size	Finish	Per Each
	<b>Mounting Brackets:</b> <b>Jamb Depth:</b> 4-3/4" (121 mm). <b>Stop Height:</b> 5/8" (16 mm). <b>Finishes:</b> Black prime coat. <b>Fasteners:</b> Four (4) 12-24 x 2" FPHMS and four (4) 1/4-20 x 1/2" FPHMS. <b>Notes:</b> • For use with 297D coordinator • For soffit width 7/8" - 2-1/4" (22 mm - 57 mm) • Allows stop mounted hardware to be properly installed without damaging the coordinator, such as a parallel arm closer or a				
	IMCH0805	297M	Black Prime Coating		\$25.39
	<b>Concave Wall Stop:</b> <b>Certification:</b> Meets ANSI A156.16 for L02251. <b>Diameter:</b> 2-7/16" (75 mm). <b>Projection:</b> 1" (25 mm). <b>Materials:</b> Wrought brass, bronze, stainless steel with grey rubber bumper. <b>Fasteners:</b> One (1) #10 x 1-1/2" PPHWS w/ plastic and toggle anchor. <b>Notes:</b> • Easy installation by inserting screwdriver through small hole in rubber bumper • Concealed tamper proof mounting • Concave rubber bumper prevents damage to locksets with projecting buttons • Specify 230T for machine screw and toggle nut screw pack (10 Pk) • BL236W is 236W case quantity 50.				
	IMCH0806	236W	Satin Stainless Steel		\$3.41
	<b>Latch Protection Plate with Lock Cut Out:</b> <b>Size:</b> 3" x 11" (76 mm x 279 mm). <b>Materials:</b> 12GA steel, stainless steel. <b>Finishes:</b> US2C, US32D. <b>Fasteners:</b> Two (2) 5/16-18 x 1-1/2" carriage bolts with sex nuts. <b>Notes:</b> • For use with 1-3/4" (45 mm) doors • Non-handed • Frame pin prevents prying of door • For use with cylindrical locksets with a 2-3/4" (70 mm) backset.				
	IMCH0807	341D	Zinc Plated		\$17.34
	<b>Square Corner - Beveled Push Plate:</b> <b>Certification:</b> Meets ANSI A156.6 for J301 Push Plate. <b>Gauge:</b> • 30S - 0.050" (1.3 mm) • A30S - 0.062" (1.6 mm). <b>Materials:</b> Aluminum, brass, bronze, stainless steel. <b>Fasteners:</b> Six (6) #6 x 5/8" OPH tapping screws. <b>Options:</b> May be ordered cut for cylinder (CFC) or engraved "PUSH". <b>Notes:</b> For sizes or finishes not listed in this catalog, contact Hager Customer Service for availability.				
	IMCH0808	30S	4X16	Satin Stainless Steel	\$13.68
	IMCH0821	30S	4X16	Bright Brass	\$33.44
	<b>Square Corner - Pull Plate:</b> <b>Certification:</b> Meets ANSI A156.6 for J301 Push Plate. <b>Gauge:</b> • 30S - 0.050" (1.3 mm) • A30S - 0.062" (1.6 mm). <b>Materials:</b> Aluminum, brass, bronze, stainless steel. <b>Fasteners:</b> Six (6) #6 x 5/8" OPH tapping screws. <b>Options:</b> May be ordered cut for cylinder (CFC) or engraved "PUSH".				
	IMCH0809	33G	4X16	Satin Stainless Steel	\$39.58
	IMCH0820	33G	4X16	Bright Brass	\$99.20

## COMMERCIAL MILLWORK

### HAGAR TRIMS & AUXILIARY

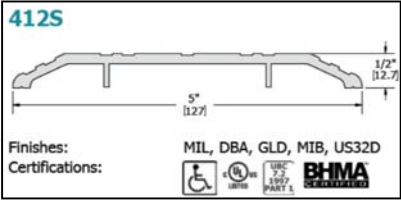

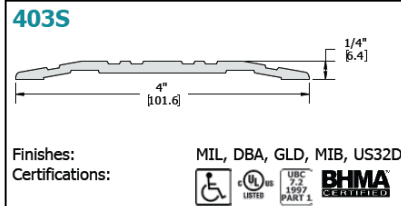

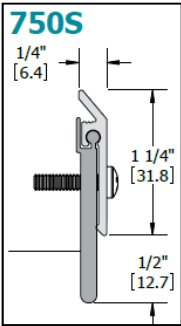
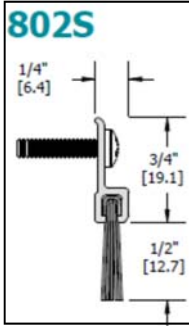
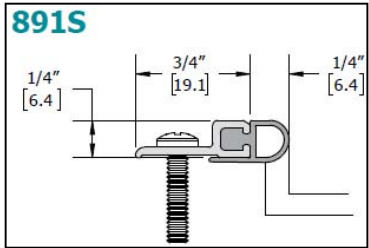
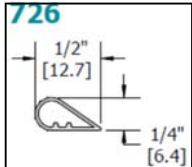
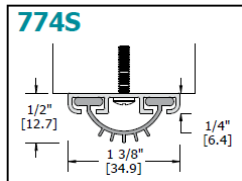
	Item #	Part #	Size	Finish	Per Each
	<b>Automatic Flush Bolt Set for Metal Doors:</b> <b>Certifications:</b> A, B, C, D, and E Label ANSI A156.3 Type #25 <b>Face Plate:</b> 1" x 6-3/4" (27 mm x 172 mm) <b>Bolt Head:</b> 1/2" (13 mm) square <b>Bolt Throw:</b> 3/4" (19 mm) <b>Bolt Backset:</b> 3/4" (19 mm) <b>Mortise Strike:</b> 15/16" x 2-1/4" (24 mm x 57 mm) <b>Materials:</b> Stainless steel and brass with steel components <b>Finishes:</b> US3, US4, US10, US10B, US15, US32, US32D <b>Fasteners:</b> Ten (10) #8 x 1" combo screws <b>Notes:</b> • Thermal lock automatically locks inactive door under high fire/heat conditions • 280X dust proof strikes are recommended for use with these sets • Used in pairs at top and bottom of inactive door • Fully automatic – bolts retract when active door is opened; bolts extend when active door is closed • Non-handed • Bolt head rods are adjustable • 3-hour fire rating for metal doors up to 4 feet wide by 9 feet tall.				
	IMCH0811	292D	1X6-3/4	Stainless Steel Metal, Satin	\$201.12
	<b>Door Silencer:</b> <b>Certifications:</b> Meets ANSI A156.16 for L03011 <b>Diameter:</b> 1/2" (13 mm) <b>Projection:</b> 1/8" (3 mm) <b>Materials:</b> Rubber <b>Notes:</b> • For use with metal frames • Proper installation eliminates door rattle and provides constant tension for door latches or locks.				
	IMCH0812	307D	1/2"	Rubber	\$0.34
	<b>Door Edge Filler Plate - 161 Prep</b>				
	IMCH0813	336A	1-1/8" x 2-1/4"	Primed Steel	\$3.13
	<b>Cylindrical Lock Strike Filler Plate - Frame</b>				
	IMCH0814	336R	1-1/8" x 2-3/4"	Primed Steel	\$2.80
	<b>Template Hinge Shim - 0.028" Thick</b>				
	IMCH0815	337A	1-7/16" x 4-1/2"	Primed Steel	\$1.49
	<b>Template Hinge Shim - 0.065" Thick</b>				
	IMCH0816	337B	1-7/16" x 4-1/2"	Primed Steel	\$1.98
	<b>Full Lip Strike with Round Corner</b>				
	IMCH0825	3958	1-5/8" x 2-1/4", 1/4" radius	US26D - Dull Chrome	\$7.89

## COMMERCIAL MILLWORK

HAGAR TRIMS & AUXILIARY					
	Item #	Part #	Size	Finish	Per Each
	<b><u>Door Face Filler Plate - 161 Prep - 0.055" Thick</u></b>				
	IMCH0817	336D	2-5/8" Diameter	Primed Steel	\$4.71
	<b><u>Hinge Filler Plate Frame - 0.134" Thick</u></b>				
	IMCH0818	336L	1-5/8" x 4-1/2"	Primed Steel	\$3.65
	<b><u>ASA Strike Filler Plate Frame 0.093" Thick</u></b>				
	IMCH0819	336Q	1-1/4" x 4-7/8"	Primed Steel	\$3.25
	<b><u>160 Degree Viewer</u></b>				
	IMCH0823	1755	For doors up to 2-1/8"	Satin Chrome	\$7.31
	<b><u>200 Degree Viewer</u></b>				
	IMCH0824	1756	For doors up to 2-1/8"	Satin Chrome	\$11.83
	<b><u>Thimble Strike</u></b>				
	IMCT0001	TS100BP	1" Diameter	Bright Brass	\$8.28
	IMCT0002	TS100CP	1" Diameter	Satin Chrome	\$8.28

## COMMERCIAL MILLWORK

### HAGAR THRESHOLDS & WEATHERSTRIPS

	Item #	Part #	Size	Finish	Per Each
<div data-bbox="131 369 529 569"> <p><b>412S</b></p>  <p>Finishes: MIL, DBA, GLD, MIB, US32D Certifications: </p> </div> <div data-bbox="131 596 529 800"> <p><b>403S</b></p>  <p>Finishes: MIL, DBA, GLD, MIB, US32D Certifications: </p> </div>	<p><b>Saddle Threshold:</b> To effectively seal out the elements, use in conjunction with a door bottom, sweep, shoe, or bumper strip. <b>Fasteners:</b> #10 x 1-1/2" sheet metal screws, other screw types and anchors available upon request <b>Options:</b> Available with Sure Step Non-Slip Abrasive Coating <b>Notes:</b> • MIL finish thresholds are supplied with zinc plated screws • Brass thresholds are supplied with brass screws • Color anodized thresholds are supplied with screws plated to match • Stainless steel thresholds are supplied with stainless steel screws.</p>				
	IMCH1000	412S	36"	MIL Finish	\$38.39
	IMCH1001	412S	48"	MIL Finish	\$51.21
	IMCH1002	412S	72"	MIL Finish	\$76.78
	IMCH1003	403S	36"	MIL Finish	\$25.36
	IMCH1014	403S	36"	Dark Bronze	\$42.76
	IMCH1004	403S	48"	MIL Finish	\$33.81
	IMCH1005	403S	72"	MIL Finish	\$50.71
	IMCH1015	403S	72"	Dark Bronze	\$85.48
<div data-bbox="131 869 310 1192"> <p><b>750S</b></p>  </div> <div data-bbox="342 926 529 1249"> <p><b>802S</b></p>  </div>	<p><b>Door Bottom Sweeps:</b> Typically door bottom sweeps are used on the exterior of an outswing door. <b>Fasteners:</b> #6 x 5/8" pan head sheet metal screws furnished with mortise types. <b>Notes:</b> • MIL finish weather stripping is supplied with zinc plated screws • Brass weather stripping is supplied with brass screws • Color anodized weather stripping is supplied with screws plated to match • Stainless steel weather stripping is supplied with stainless steel screws.</p>				
	IMCH1006	750S	36"	Clear Neoprene	\$16.32
	IMCH1016	750S	36"	Dark Bronze	\$21.36
	IMCH1007	750S	48"	Clear Neoprene	\$21.73
	IMCH1008	802S	36"	Mil Brush	\$14.86
	IMCH1009	802S	48"	Mil Brush	\$19.89
<div data-bbox="147 1289 513 1535"> <p><b>891S</b></p>  </div>	<p><b>Jamb Weather Stripping:</b> <b>Fasteners:</b> #6 x 5/8" Pan head sheet metal screws. <b>Notes:</b> • MIL finish weather stripping is supplied with zinc plated screws • Brass weather stripping is supplied with brass screws • Color anodized weather stripping is supplied with screws plated to match • Stainless steel weather stripping is supplied with stainless steel screws.</p>				
	IMCH1010	891S	36" x 84"	MIL Vinyl	\$32.85
	IMCH1011	891S	48" x 84"	MIL Vinyl	\$34.77
	IMCH1013	891S	72" x 84"	MIL Vinyl	\$38.64
<div data-bbox="237 1575 427 1740"> <p><b>726</b></p>  </div>	<p><b>Press-On Weather Stripping:</b> <b>Smoke Seal Systems:</b> Add to the frame of a smoke rated opening to comply with the requirements of UBC 7-2 1997 Part II, NFPA 105 and UL1784. The addition of a smoke seal is necessary to complete installation instructions and validate the "S" label of a smoke control door.</p>				
	IMCH1012	726S	204"	Charcoal	\$29.35
<div data-bbox="204 1797 443 1976"> <p><b>774S</b></p>  </div>	<p><b>Door Bottoms:</b> Provides a seal against weather. For best results, use in conjunction with a threshold. <b>Fasteners:</b> #6 x 5/8" Pan head sheet metal screws <b>Notes:</b> • Lengths up to 48" are supplied 1/2" over the stated size to allow for fitting • Lengths over 48" are supplied 1" over size • "Cut to exact length" may be specified • Constructed of strong extruded 6063-T5 aluminum.</p>				
	IMCH1017	774S	36"	MIL Finish	\$12.67

## COMMERCIAL MILLWORK

Badger #	Style	MFG #	Description	UOM	Per UOM
<b>DUNBARTON 4-5.25" WALL - BROWN WO/CASING (MASONITE HINGE LOCATIONS)</b>					
IMCDF1301L	STD REDIFLEX SET	(5FXS4-5.25LH 36X80 BR NC)	4-5.25" WALL - BROWN WOOD CASING 3068 LEFT HANDED MASONITE HINGE LOCATIONS PREP FOR 4"X4" 5/8" RADIUS HINGES & REDIFRAME 2-3/4" T-STRIKE DULL CHROME (RO: 37" x 80-11/16")	SET	\$252.56
IMCDF1301R	STD REDIFLEX SET	[5FXS4-5.25RH 36X80 BR NC]	4-5.25" WALL - BROWN WOOD CASING 3068 RIGHT HANDED MASONITE HINGE LOCATIONS PREP FOR 4"X4" 5/8" RADIUS HINGES & REDIFRAME 2-3/4" T-STRIKE DULL CHROME (RO: 37" x 80-11/16")	SET	\$252.56
<b>DUNBARTON 4-5.25" WALL - BRIGHT WHITE WO/CASING (MASONITE HINGE LOCATIONS)</b>					
IMCDF3301L	STD REDIFLEX SET	[5FXS4-5.25LH 36X80 BW NC]	4-5.25" WALL - BRIGHT WHITE WOOD CASING 3068 LEFT HANDED MASONITE HINGE LOCATIONS PREP FOR 4"X4" 5/8" RADIUS HINGES & REDIFRAME 2-3/4" T-STRIKE DULL CHROME (RO: 37" x 80-11/16")	SET	\$252.56
IMCDF3301R	STD REDIFLEX SET	(5FXS4-5.25RH 36X80 BW NC)	4-5.25" WALL - BRIGHT WHITE WOOD CASING 3068 RIGHT HANDED MASONITE HINGE LOCATIONS PREP FOR 4"X4" 5/8" RADIUS HINGES & REDIFRAME 2-3/4" T-STRIKE DULL CHROME (RO: 37" x 80-11/16")	SET	\$252.56
<b>DUNBARTON 6-7.25" WALL - BROWN WO/CASING (MASONITE HINGE LOCATIONS)</b>					
IMCDF1341L	STD REDIFLEX SET	[5FXS6-7.25LH 36X80 BR NC]	6-7.25" WALL - BROWN WOOD CASING 3068 LEFT HANDED MASONITE HINGE LOCATIONS PREP FOR 4"X4" 5/8" RADIUS HINGES & REDIFRAME 2-3/4" T-STRIKE DULL CHROME (RO: 37" x 80-11/16")	SET	\$267.73
IMCDF1341R	STD REDIFLEX SET	(5FXS6-7.25RH 36X80 BR NC)	6-7.25" WALL - BROWN WOOD CASING 3068 RIGHT HANDED MASONITE HINGE LOCATIONS PREP FOR 4"X4" 5/8" RADIUS HINGES & REDIFRAME 2-3/4" T-STRIKE DULL CHROME (RO: 37" x 80-11/16")	SET	\$267.73
<b>DUNBARTON 6-7.25" WALL - BRIGHT WHITE WO/CASING (MASONITE HINGE LOCATIONS)</b>					
IMCDF3341L	STD REDIFLEX SET	[5FXS6-7.25LH 36X80 BW NC]	6-7.25" WALL - BRIGHT WHITE WOOD CASING 3068 LEFT HANDED MASONITE HINGE LOCATIONS PREP FOR 4"X4" 5/8" RADIUS HINGES & REDIFRAME 2-3/4" T-STRIKE DULL CHROME (RO: 37" x 80-11/16")	SET	\$267.73
IMCDF3341R	STD REDIFLEX SET	[5FXS6-7.25RH 36X80 BW NC]	6-7.25" WALL - BRIGHT WHITE WOOD CASING 3068 RIGHT HANDED MASONITE HINGE LOCATIONS PREP FOR 4"X4" 5/8" RADIUS HINGES & REDIFRAME 2-3/4" T-STRIKE DULL CHROME (RO: 37" x 80-11/16")	SET	\$267.73



## COMMERCIAL MILLWORK

Badger #	Style	MFG #	Description	UOM	Per UOM
<b>DUNBARTON 4-5.25" WALL - BROWN REDIFLEX W/O CASING</b>					
IMCDF1102R	STD REDIFLEX SET	31FXS4-5.25RH 36X84 3/16 BR NC	WOOD CASING 3070 RIGHT HANDED T-STK D.CHROME 4 1/2" SQ 90 EMBOSS FRAME (RO: 37" x 84-11/16")	SET	\$262.05
IMCDF1102L	STD REDIFLEX SET	31FXS4-5.25LH 36X84 3/16 BR NC	WOOD CASING 3070 LEFT HANDED T-STK D.CHROME 4 1/2" SQ 90 EMBOSS FRAME (RO: 37" x 84-11/16")	SET	\$262.05
<b>DUNBARTON 4-5.25" WALL - BRIGHT WHITE REDIFLEX W/O CASING</b>					
IMCDF3102R	STD REDIFLEX SET	31FXS4-5.25RH 36X84 3/16 BW NC	WOOD CASING 3070 RIGHT HANDED T-STK D.CHROME 4 1/2" SQ 90 EMBOSS FRAME (RO: 37" x 84-11/16")	SET	\$262.05
IMCDF3102L	STD REDIFLEX SET	31FXS4-5.25LH 36X84 3/16 BW NC	WOOD CASING 3070 LEFT HANDED T-STK D.CHROME 4 1/2" SQ 90 EMBOSS FRAME (RO: 37" x 84-11/16")	SET	\$262.05
<b>DUNBARTON REDIFRAME AND REDIFLEX ACCESSORIES</b>					
Badger #	Cross Ref	Size	EXT DESCRIPTION	UOM	Per UOM
IMCD0001	8280910	12oz CAN	TOUCH UP PAINT - BRIGHT WHITE	CAN	\$29.98
IMCD0003	61280025	12oz CAN	TOUCH UP PAINT - REDI-FRAME BROWN	CAN	\$29.98
IMCD0021	61260203	DR CLOSER BRACKET	CLSR STD ARM UL BAR W/HOLES	EACH	\$23.33
IMCD0022	61360204	DR CLOSER BRACKET	PARALLEL ARM CLSR BRKT W/TAPE	EACH	\$23.33
IMCD0041	61450003		STD CASING CORNER CLIPS 4PK BK	PKG	\$18.59
IMCD0061	61250005	T STK PKG DC FIN	ADJ T STRIKES w/SCREWS	PKG	\$16.69
IMCD0081	61250017	DB STK PKG DC FIN	DEADBOLT STRIKES w/SCREWS	PKG	\$15.74
IMCD0120	HDR CASING STL 36 BR	HEAD CASING - FLAT CASING 36"	HDR STEEL 36 STD PACK BR CRS	EACH	\$16.29
IMCD0121	HDR CASING STL 36 BW	HEAD CASING - FLAT CASING 36"	HDR STEEL 36 STD PACK BW CRS	EACH	\$16.29
IMCD0140		CASING RETAINER BAG	BAG=18 RETAINERS, SCREWS & 2 CASING CORNERS (NEED 2 BAGS TO DO BOTH SIDES OF A FRAME)	BAG	\$25.91
IMCD0200	RH UPRT CASING STL 80 3/16 BR	80-3/16" UR CASING	RH UP STEEL 80 3/16 STD PACK BR CRS	EACH	\$18.59
IMCD0201	LH UPRT CASING STL 80 3/16 BR	80-3/16" UR CASING	LH UP STEEL 80 3/16 STD PACK BR CRS	EACH	\$18.59
IMCD0204	RH UPRT CASING STL 84 3/16 BR	84-3/16" UR CASING	RH UP STEEL 84 3/16 STD PACK BR CRS	EACH	\$18.59
IMCD0205	LH UPRT CASING STL 84 3/16 BR	84-3/16" UR CASING	LH UP STEEL 84 3/16 STD PACK BR CRS	EACH	\$18.59
IMCD0206	RH UPRT CASING STL 84 3/16 BW	84-3/16" UR CASING	RH UP STEEL 84 3/16 STD PACK BW CRS	EACH	\$18.59
IMCD0207	LH UPRT CASING STL 84 3/16 BW	84-3/16" UR CASING	LH UP STEEL 84 3/16 STD PACK BW CRS	EACH	\$18.59
IMCD0210	RH UPRT CASING STL 80 3/16 BW	80-3/16" UR CASING	RH UP STEEL 80 3/16 STD PACK BW CRS	EACH	\$18.59
IMCD0211	LH UPRT CASING STL 80 3/16 BW	80-3/16" UR CASING	LH UP STEEL 80 3/16 STD PACK BW CRS	EACH	\$18.59



THIS PAGE LEFT BLANK