



BADGER

INTERIOR MILLWORK PRICE CATALOG

608.788.0100 • badgerlax.com



608.788.0100 • badgerlax.com

WHY USE YOUR
ONLINE ACCOUNT?

order online, check order status,
make a payment, reprint invoices &
more at your fingertips 24/7



INTERIOR MILLWORK

Masonite Interior Doors
Koch & Company Interior Doors
Woodport Interior Doors
Woodfold Doors
Preferred Hardwoods
Menzner Hardwoods Mouldings
Ferche Mouldings
Metrie Mouldings
Crown Heritage Stair Parts
Ascension Stair Parts
CDC / L.C. Schmidt Doors
Dunbarton RediFrame & Rediflex
Republic Doors & Frames
Oshkosh Doors
Strek-O Doors
Schlage & Dexter Locks
Fusion Hardware
Emtek / Penrod Hardware
Johnson Hardware
Fastener Unlimited
Hager Hardware

ROOFING PRODUCTS

TAMKO Shingles
Weatherbond
FelTex Synthetic Underlayment
HomeGuard
Synthetic Underlayment
EDCO Arrowline Shingles
Central States Steel

SIDING PRODUCTS

Royal Vinyl Siding
Royal Select PVC Siding
EDCO Siding & Soffit
Central States Siding
LP SmartSide
Foundry Siding
Klauer Manufacturing
TriLite Stone
Silvermine Stone
Atlas R-Board
Pactiv Fan Fold

EXTERIOR MILLWORK

Masonite Exterior Doors
Tru-Tech Exterior Doors
Plastpro Exterior Doors
WoodMax Wood Exterior Doors
Rockwell Security Door Hardware
Western Reflections
Frontline Door Cladding
Endura
GM Wood Products
Weather Shield Windows
Lincoln Windows
Lindsay Windows
Quaker Windows
Trac-Rite Roll-Up Doors
Chamberlain Openers
Screen Tight Systems
Park-Vue Patio Doors
C.H.I. Overhead Doors
Pella/Larson Storm Doors
Wasco Skylights
Solatube Tubular Skylights
AFCO Columns
FYRON
Royal Trim Boards

LUMBER PRODUCTS

Engineered Wood Products
Plywoods (CDX, Sanded, Underlayments)
Gorman Boards
OSB
Treated (ACQ Deck & CCA Timbers)
Dimension MSR - High Quality
Premium #2
Timber Technologies Glulams
Particle Board Stair Treads

CABINET PRODUCTS

Countryside Cabinets
Diamond Cabinets
Badger Builder Series Cabinets
Quest Cabinets & CLOzX Closets
Viking Sink
Sink Factory
Counter-Form Laminate Counter Tops

CABINET PRODUCTS (CONT.)


Counter Tops by Design
Berkshire Flooring
Trends Laminate Flooring
Trends in Rigid Core Flooring

AG PRODUCTS

Central States Manufacturing
PLYCO Doors, Tracks, Cupolas & Vents
AmeriLux CoverLite & Agrilite
MSW Trusscore PVC Liner Panel
USP Structural Connectors
Bay Insulation Systems
Titan Timbers Laminated Poles
Marco Industries
Nudo Glassboard
MWI Components

MISC PRODUCTS

Sylvanix Decking
AFCO Railing
Fairway Railing
LMT Lighting
Homeguard Housewrap
Knauf Insulation
Owens Corning Foamular
Benjamin Obdyke
Starborn Fasteners
Western Screws
Anchor Fasteners
TCC Concrete, Sand & Mortar Mix
Unimin Silica Sand
Rebar
Titebond / Franklin International
Maze Nails
Nelson Shims
Wellcraft Egress Systems
Power Fastening
Poly-America
Timewell Drain Tile
Malco
USP Connectors
Diamond Piers
Midwest Snips



BRIAN MLSNA
President / CEO
x219 // bmlsna@badgerlax.com



JOHN RITTER
Director of Sales
x230 // jritter@badgerlax.com


OUTSIDE DEALER SALES




DAVE NADOLSKI
Territory Manager
608.317.3330
dnadolski@badgerlax.com




JEFF ROMNEK
Territory Manager
608.386.0506
jromnek@badgerlax.com



JON RINGUET
Territory Manager
715.573.8586
jringuet@badgerlax.com



CHAD BLUMENSTEIN
Territory Manager
608.792.0361
cblumenstein@badgerlax.com



ALLEN STODDARD
Territory Manager
608.386.9657
astoddard@badgerlax.com



TODD GRELL
Territory Manager
608.792.2323
tgrell@badgerlax.com



BILL NETTLETON
Territory Manager
612.834.4292
wnettleton@badgerlax.com



MILLWORK INSIDE SALES



JASON BETZ
Millwork Manager
x307 // jbetz@badgerfax.com



JOE MALISZEWSKI
Millwork Specialist
x243 // jmaliszewski@badgerfax.com




MICHELLE CARTER
Millwork Specialist
x272 // mcarter@badgerfax.com



GARRET PRINCE
Millwork Specialist
x234 // gprince@badgerfax.com



STEVE BORCHARDT
Millwork Specialist
x312 // sborchardt@badgerfax.com



MATT WILTGEN
Millwork Specialist
x242 // mwiltgen@badgerfax.com



MAT HESSE
Millwork Specialist
x249 // mwhesse@badgerfax.com



BRIAN DOERMANN
Millwork Specialist
x274 // bdoermann@badgerfax.com



CHAD TRIPP
Millwork Specialist
x340 // ctripp@badgerfax.com



CRAIG WEDWICK
Millwork Specialist
x305 // cwedwick@badgerfax.com



JOHN LEQUESNE
Commercial Millwork Specialist
x267 // jlequesne@badgerfax.com



CABINET SALES & DESIGN



LYNN CADE
Cabinet Division Manager
x204 // lcade@badgerjax.com



MELISSA SEXAUER-MLSNA
Cabinet Sales & Design
x323 // msexauer@badgerjax.com



KIM DOOLITTLE
Cabinet Sales & Design
x229 // kdoolittle@badgerjax.com



SELINA STANEK
Cabinet Sales & Design
x252 // [ssstanek@badgerjax.com](mailto:sstanek@badgerjax.com)

INSIDE DEALER SALES



DAN MUELLER
Inside Dealer Sales
x206 // dmueller@badgerjax.com



SLADE HENDRIKSON
Inside Dealer Sales
x218 // shendrikson@badgerjax.com



KELLY KONRARDY
Inside Dealer Sales
x220 // kkonrardy@badgerjax.com

LUMBER SALES



JIM KARR
Lumber Sales Manager
x239 // jkarr@badgerjax.com



RYAN WALSH
Lumber Sales
x244 // rwalsh@badgerjax.com



LOCAL CONTRACTOR SALES



STEVE BELL
Contractor Sales/Estimating
608.790.2178
sbell@badgerfax.com



MARV HESSE
Contractor Sales
608.792.0914
mhesse@badgerfax.com



ROY ERICKSON
Contractor Sales
608.792.1898
rerickson@badgerfax.com



ADAM ROACH
Contractor Sales
608.792.5869
aroach@badgerfax.com




JESS COOK
Local Inside Contractor Sales
608.518.3453
jcook@badgerfax.com



BILL STAGE
Local Inside Contractor Sales
608.790.9580
bstage@badgerfax.com



TIM HALLUM
Local Inside Contractor Sales
608.518.3453
thallum@badgerfax.com



MATT MOYER
Draftsman/Estimator
608.790.9568
mmoyer@badgerfax.com



MILLWORK & OPERATIONS



SCOTT FLATTEN
Director of Operations
& Purchasing



DEB GREENO
Pre-finish Supervisor &
Environmental Compliance
Officer



CHRIS CHEEVER
Interior Millwork Shop Manager



JEFF LINDLEY
Exterior Door Shop Manager



BRIAN ARNESON
Interior Millwork Purchasing



RYAN BURG
Production Control Supervisor
& Software Business Analyst



JEFF SEXAUER
Service, Warranty
& Credit Specialist



DAN SCHLEIFER
Service Technician



MARK NUTT
Operations Manager



KEVIN HANSON
Logistics Manager



CORPORATE ADMIN STAFF



BRIAN THOMPSON
Director of Finance



BECKY GRAPES
Director of HR, Compliance
& Safety



JESSICA STOHR
Employee Experience Leader



TARA HEISZ
Accounts Payable Manager /
Payroll



DIANE BRANSON
Accounts Payable Specialist



CHANTELLE GOBEIL
AR/Credit Specialist



ASHLEY DOOYEN
Accounting Assistant



CONNIE PRICE
Administrative Assistant



BRUCE ARENZ
IT Support Specialist



KRISTIE JORSTAD
Purchasing



JULIA QUANDT
Marketing Manager

**ASK YOUR SALES AGENT TO INSERT
YOUR LIST MULTIPLIER PAGE HERE**

THIS PAGE LEFT BLANK.



BADGER

1801 West Avenue South
La Crosse, WI 54601

PHONE

Office: (608) 788-0100
Interior / Exterior Millwork : (608) 519-3185
Commercial Millwork: (608) 406-2457
Building Materials: (608) 406-2457
Lumber: (608) 518-3184

FAX

Interior / Exterior Millwork FAX: (608) 788-4251
Building Materials / Office FAX: (608) 788-1510
Lumber FAX: (608) 788-6416

HOURS OF OPERATION

Sales Office Hours: Mon-Fri 7:00am - 5:00pm
Design Center Hours: Mon-Fri 7:00am - 5:00pm & Sat by Appointment

Website: <http://www.badgerlax.com> General Email: badger@badgerlax.com

STANDARD TERMS: 3/4% 10 Days, Net 30

Prices and specifications are subject to change without notice.

CREDIT POLICY

STANDARD TERMS

A 3/4% discount will be allowed on invoices paid within 10 days of the invoice date.
ACH is an accepted form of payment. Accounts with past due balances will be subject to a monthly service charge of 2% per month (24% per annum). The net minimum service charge is \$10.00. No additional credit will be extended when an account has reached its credit limit or the account shows items which are 30 days beyond invoice date, whichever comes first. An NSF check will immediately put a customer on a cash basis. A \$50.00 net service fee will be charged for any NSF check.

MILLWORK NEXT DAY DELIVERY CUT OFF TIME

Badger has a 3:30 cut off for all next day deliveries.
If you have emergency next day needs after the 3:30 cut off time please discuss with a Badger associate and every attempt will be made to meet your needs. This cut off time is to insure we have room for all product on designated routes.

FREIGHT POLICY

There are no Delivery or Stop Charges on regular route deliveries, delivered to your yard.
A Flat Rate Charge of **\$15.00** per package will apply on all orders shipped via UPS/Speedy out of Badger Warehouse.

ROUTE TRUCK, JOBSITE DELIVERY CHARGE

Residential and Commercial Jobsite Delivery Charge in our Delivery Area is **\$200.00**.
Jobsite Delivery Charge out of our Delivery Area is **\$200.00 plus Mileage (\$1.75 per mile, out of route area, round trip)**.
Jobsite Delivery Charge on a non-route day, is **\$200.00 plus Mileage (\$1.75 per mile, round trip)**.
Delay at Jobsite Charge (over 1/2 hour) is **\$75.00 per hour**.

MILLWORK

> > > > GENERAL INFORMATION < < < <

SPECIFY "RH" or "LH" WHEN PLACING DOOR ORDER

--- Single Units ---

----- Double Units -----



RH



LH



RH Active



LH Active

| Interior Door Hinge Locations | | | | | | | | |
|-------------------------------|------------|-----------|-----------|-----------|-----------|---------------------------|---------------------------|-----------------------------|
| Door Size | Hinge Size | Top Hinge | 2nd Hinge | 3rd hinge | 4th Hinge | Hinge Backset 5/8" Radius | Hinge Backset 1/4" Radius | Hinge Backset Square Corner |
| 6' 8" | 3 1/2 | 7 | 36 1/4 | 65 1/2 | | 1 1/8 | 1 1/8 | 1 1/8 |
| 6' 8" | 4 | 6.75 | 36 | 65 1/4 | | 1 1/2 | 1 1/2 | 1 1/2 |
| 6' 8" | 4 1/2 | 6.5 | 35 3/4 | 65 | | 1 1/2 | 1 1/2 | 1 1/2 |
| 7' 0" | 3 1/2 | 7 | 38.25 | 69.5 | | 1 1/8 | 1 1/8 | 1 1/8 |
| 7' 0" | 4 | 6.75 | 38 | 69.25 | | 1 1/2 | 1 1/2 | 1 1/2 |
| 7' 0" | 4 1/2 | 6.5 | 37.75 | 69 | | 1 1/2 | 1 1/2 | 1 1/2 |
| 8' 0" | 3 1/2 | 7 | 31.75 | 56.5 | 81.25 | 1 1/8 | 1 1/8 | 1 1/8 |
| 8' 0" | 4 | 6.75 | 31.5 | 56.25 | 81 | 1 1/2 | 1 1/2 | 1 1/2 |
| 8' 0" | 4 1/2 | 6.5 | 31.25 | 56 | 80.75 | 1 1/2 | 1 1/2 | 1 1/2 |

| Lock Bore Specifications | | | |
|--------------------------|----------|-------------|---|
| Door Size | From Top | From Bottom | |
| 6' 8" | 44" | 36" | |
| 7' 0" ** | 48" | 36" | ** unless other specifications provided |
| 8' 0" ** | 60" | 36" | ** unless other specifications provided |

PLEASE SPECIFY LOCK LOCATION ON ALL CUT DOWN DOORS

See Page IM-W-7 for more detail.

FINISH:

Interior and exterior doors, trim, stair parts, windows and fixture components are available raw (unfinished), painted or stained (prefinished). Standard stain colors are nutmeg, natural, wheat, cordovan cherry, diamond light oak, fruitwood, pecan, honey, cider, toffee or cinnamon. Standard paint colors are white, navajo, almond, eggshell, marshmallow or overcast.

All prefinished orders will be processed on a per order basis. (Allow 12 working days for delivery of custom colors and standard paint. Allow 7 working days for delivery of core stain colors.)

NOTE: Custom color samples will be shipped for color verification. The color approval sheet (sent with the sample in a 'Property of Badger' plastic bag) must be signed and received at Badger's millwork office before product goes into production/finishing. This may alter your delivery date.

STANDARD HARDWARE:

Hollow core prehung doors include 3 standard plain bearing hinges with a #4 bright finish and hinge pin (coated). 1-3/8" thick doors have 3-1/2" x 3-1/2" x 5/8" radius hinges. 1-3/4" doors have 4" x 4" x 5/8" radius hinges. Standard hinges for solid core, stile & rail, and lited doors are ball bearing #4 bright finish. Optional hinge styles and finishes are available and can be found in the millwork hardware section.

Doors are bored with a standard 2-1/8" face bore, 1" edge bore and 2-3/4" backset for drive-in latch bolt. 2-3/8" backset and edge mortises are optional. Locksets are not included.

JAMBS:

Standard jambs are veneered wrapped, 11/16" thick. Jamb height is 6'9" from underside of head dado to bottom. All species and widths are available in veneered, solid, lumber core, and MDF styles.

PALLET CHARGES:

Doors and moulding are normally shipped on returnable pallets. Credit for the steel door pallets (\$225.00 Net) and the steel moulding pallets (\$500.00 Net) will be issued when the pallets are returned. A disposable (non-returnable) pallet carries a \$20.00 Net charge.

NON-STOCK SPECIAL ORDERS:

All special orders will be quoted and a fax acknowledgment will be sent for approval. To provide accurate pricing and quality service, we require 24 hours for all special order quotes.



Prices and specifications are subject to change without notice.



MILLWORK

>>>> RETURN INFORMATION <<<<

Minimum Return Amount: \$50.00

RETURN, CANCELLATION, & CHANGE POLICY

CANCELLATION OF MILLWORK ORDERS: Raw Millwork orders may not be modified or rescinded 24 hours after order entry. Prefinished millwork orders may not be modified or rescinded 48 hours after order entry. If change request is submitted after change deadline it will require an approval signed by BADGER. If all or part of the order is terminated by such modification or revision, Buyer shall pay termination charges based upon the Company's cost of manufacture and the stage of order completion. Cost shall include an amount the Company must pay suppliers for termination of purchase order for materials, goods, and supplies used for Products intended for Buyer.

RETURNS: All returns are subject to inspection. Returned goods will not be accepted after 30 days of the original invoice date, or if the product has been "Badger Discontinued" or "Factory Discontinued". We reserve the right to refuse the return on any item that is not a regular stock item with us. All items must be returned in their original carton, and be in good saleable condition.

Return Procedure: Customers may call customer service to schedule a pick up for returned material. Once approved, a Return Material Authorization (RMA) will be issued for our driver to pick up and return the material. Drivers are not allowed to return material without an RMA.

Special Orders:

All special orders are (NCNR) non-cancelable , non-returnable unless prior approval from Sales Management. Any non-stock product returned without prior approval will be disposed of within seven days of Badger receipt and no credit will be issued.

Prefinished Materials:

--- All prefinished materials (doors, trim, stair parts, etc.) are not returnable.

DOORS (Raw/unfinished stock doors only)

- Any raw single prehung or slab only stock door in the following styles:
Flush, Stile & Rail, Hardboard and Bifolds (in original box) are returnable **with 25% restocking charge** subject to the following restrictions.
- Lited doors are **not returnable**.
- Single Prehung units: The slab must be 1-3/8" thick, 3-1/2" 5/8 radius hinge spec & 2-3/4" backset with drive-in latch only. **Credit will be issued for the slab portion only with a 25% restock charge.**
- Any and all double door units (raw or prefinished) are **not returnable**.
- All prefinished doors are **not returnable**.

TRIM (Stock items only)

- Raw (unfinished) trim is returnable with a 25% restocking charge.
- All prefinished trim is **not returnable**.

STAIR PARTS (Stock items only)

- Raw (unfinished) stair parts are returnable with a 25% restocking charge and must be in their original box and in saleable condition.
- Prefinished stair parts are **not returnable**.
- All METAL stair parts are returnable but must be wrapped in their original packaging. Loose or unwrapped product not in the original carton or box is **not returnable**

BUILDERS HARDWARE (Stock items only) will be returnable with a 25% restocking charge. Anything that is keyed or modified is **not returnable**.



Prices and specifications are subject to change without notice.



MILLWORK

RETURN INFORMATION *(Continued)*

ENTRY SYSTEM ITEMS:

Any exterior items, returnable to Badger, are subject to inspection and a 25% restocking charge. Product must be in resalable condition and free of dents and imperfections. Badger reserves the right to issue credit only for the value of product that is returned.

ENTRY DOORS

Steel Slabs and Steel Prehung doors, 24ga. Wood edge with 4-9/16" Primed Jambs, single 2-1/8" face bore factory primed only are returnable with a 25% restocking charge with the following conditions: No light cut outs or size modifications made to the door or any machining modifications other than that of factory spec.

Prefinished doors whether prehung or slab only are **not returnable**.

Prehung doors other than the model's listed above raw or unfinished, are **not returnable**. This includes single & double doors, with or without sidelites and/or transoms.

Any and all FIBERGLASS AND WOOD ENTRY DOORS whether stock or special order are **not returnable**.

Door Lites whether stock or special order are **not returnable**.

Any other Special order entry door items are **not returnable**.

COLUMNS & POSTS

Badger stock Composite columns & posts factory primed only are returnable with a 25% restock if they are packaged in the original box and are in resalable condition. Special order Columns and/or Prefinished Columns are **not returnable**.

All Wood Columns and Post are **not returnable**.

WOOD COMBINATION STORM & SCREEN DOORS, stock or special order, are **not returnable**.

Warranty Claims and Field Service Work:

Badger will Service or Warranty any product within the product's warranty period due to finish or machining defects from Badger's workmanship or Manufacturer defects. Service work must be authorized through Badger's Millwork office and Badger will not be liable for any service work completed prior to written approval.

It is the end user/installers responsibility to do a final inspection of material prior to installation. Defective material or material requiring replacement must be addressed with Badger service and warranty department prior to installation. Badger will not be responsible for the labor portion of any costs incurred, to replace defective material once inspected and installed.

Due to our unique packaging & palletizing system, Badger does not require product inspection at time of delivery. However, in the event there is visible damage or shortages, please note on the delivery ticket and call Badger's millwork office immediately.

Warranty claims for color, scratches, etc... other than manufacture defects must be documented to Badger within 30 days of product delivery date.



Prices and specifications are subject to change without notice.



| INTERIOR MILLWORK INDEX | | | |
|---------------------------------------|------------------|--|---------------|
| Description | Page | Description | Page |
| BARN DOOR TRACK | IM-V-8 | DOORS (Continued) | |
| BUILDER'S HARDWARE | IM-V-9-14 | Oak Doors | Sec. B |
| COMMERCIAL MILLWORK | Sec. Z | Hollow Core Flush (1-3/8") | IM-B-2 |
| DOORS | | Solid Core Flush (1-3/8") | IM-B-3 |
| Birch Doors | Sec. I | Hollow Core Flush (1-3/4") | IM-B-4 |
| Hollow Core Flush (1-3/8") | IM-I-2 | Solid Core Flush (1-3/4") | IM-B-5 |
| Solid Core Flush (1-3/8") | IM-I-3 | Solid Core Flush – OEB (1-3/4") | IM-B-6 |
| Solid Core Flush (1-3/4") | IM-I-4 | Raised 6-Panel | IM-B-7 |
| Factory Finish Hardboard Doors | Sec. L | Raised 6-Panel Commodity | IM-B-8 |
| Chesapeake Oak | | Raised 5-Panel | IM-B-9 |
| Hollow Core Flush (1-3/8") | IM-L-2 | Raised 4-Panel | IM-B-10 |
| Solid Core Flush (1-3/4") | IM-L-3 | Round Top Raised 2-Panel | IM-B-11 |
| Fire Rated Doors | Sec. M | Flat 3-Panel C | IM-B-12 |
| Flush | IM-M-2 | Rustic Shaker Flat 3-Panel C | IM-B-13 |
| Raised Molded Panels | IM-M-2 | Flat 2-Panel B | IM-B-14 |
| SC Panel Doors | IM-M-3 | Flat 3-Panel B | IM-B-15 |
| Labels—Fire Rated | IM-M-3 | Louver (Full) | IM-B-16 |
| Redi Frames | IM-M-4 | TDL Beveled Glass | IM-B-17 |
| Fire Rated Door Accessories | IM-M-4 | TDL Flat Glass | IM-B-17 |
| Knotty Alder Doors | Sec. G | Prairieview Glass | IM-B-18 |
| Round Top Raised 2-Panel | IM-G-2 | V-Groove Glass | IM-B-18 |
| Flat Shaker 3-Panel | IM-G-3 | Full Lite – Flat Glass | IM-B-19 |
| V-Groove Panel – Arch Top Flat | IM-G-4 | Full Lite – Satin Glass | IM-B-19 |
| Knotty Pine Doors | Sec. F | Pantry 1-Lite Satin Glass | IM-B-20 |
| Commodity Raised 6-Panel | (KP6P) | Pine Doors | Sec. E |
| Commodity 2-Panel V-Grooved | (KP2PAV) | Double Hip 6-Panel - Radiata | IM-E-2 |
| Commodity Flat Shaker 3-Panel | (KP3C) | Louver (Full) | IM-E-3 |
| TDL Flat Glass | (KST) | Louver/Panel | IM-E-4 |
| Prairieview TDL Glass | (KSW) | TDL Flat Glass | IM-E-5 |
| Hickory Doors | Sec. H | V-Groove Glass | IM-E-5 |
| Raised 6-Panel | IM-H-2 | Prairieview 9-Lite | IM-E-6 |
| Flat Shaker 3-Panel | IM-H-3 | Pantry 1-Lite Satin Glass | IM-E-6 |
| Pantry 1-Lt Satin Glass | IM-H-4 | Primed Hardboard Doors | Sec. K |
| Lauan Doors | Sec. J | Molded Flush 1-3/8" | |
| Hollow Core Flush (1-3/8") | IM-J-2 | Hollow Core | IM-K-2 |
| Maple Doors | Sec. C | Solid Core | IM-K-3 |
| Hollow Core Flush | IM-C-2 | Molded Panel Hollow Core 1-3/8" | |
| Solid Core Flush | IM-C-3 | 6-Panel Smooth | IM-K-4 |
| Raised 6-Panel | IM-C-4 | 2-Panel Smooth | IM-K-5 |
| Raised 4-Panel | IM-C-5 | 2-Panel Roman Top (sm) | IM-K-6 |
| Round Top Raised 2-Panel | IM-C-6 | 2-Panel Arch Top Plank (sm) | IM-K-7 |
| Flat 3-Panel | IM-C-7 | Riverside Raised 5-Panel (sm) | IM-K-8 |
| Flat 2-Panel | IM-C-8 | 3-Equal Panel Livingston SM HC | IM-K-11 |
| TDL Flat Glass | IM-C-9 | 2-Panel Logan SM HC | IM-K-12 |
| Prairieview Glass | IM-C-9 | 1-Panel Lincoln Park SM HC | IM-K-13 |
| Full Lite – Flat Glass | IM-C-10 | | |
| Pantry 1-Lite Satin Glass | IM-C-10 | | |

| INTERIOR MILLWORK INDEX | | | |
|---------------------------------------|---------------|--|---------------|
| Description | Page | Description | Page |
| DOORS <i>(Continued)</i> | | FINISH OPTIONS/CHARGES | Sec. U |
| Primed Hardboard Doors (Cont.) | Sec. K | Interior Millwork Color Options | IM-U-3 |
| Molded Panel Solid Core 1-3/8" | | Prefinishing Charges | |
| 6-Panel Smooth | IM-K-14 | Interior Millwork Color Options | IM-U-2,3 |
| 4-Panel Smooth | IM-K-15 | Door Slabs | IM-U-4 |
| 2-Panel Smooth | IM-K-16 | Raw Door Prep Charges | IM-U-4 |
| 2-Panel Roman Top (sm) | IM-K-17 | Moulding | IM-U-5 |
| 2-Panel Arch Top Plank (sm) | IM-K-18 | Specialty Products | IM-U-5 |
| Riverside Raised 5-Panel (sm) | IM-K-19 | Stair Parts | IM-U-5 |
| 3-Panel Winslow SM SC | IM-K-20 | Clad Garage Door Frame | IM-U-6 |
| 2-Panel Winslow SM SC | IM-K-21 | Fireplace Mantels | IM-U-6 |
| 3-Equal Panel Livingston SM SC | IM-K-22 | Garage Doors (Metal Only) | IM-U-6 |
| 1-Panel Lincoln SM SC | IM-K-23 | Lite Kits | IM-U-6 |
| Conmore - SC Flat 5-Panel | IM-K-24 | Plywood | IM-U-6 |
| MDF Primed Doors 1-3/8" | | S4S Boards | IM-U-6 |
| 1-Panel Shaker Import | IM-K-25 | Columns & Posts | IM-U-7 |
| 2-Panel Shaker Import | IM-K-26 | Customer Supplied Material | IM-U-7 |
| 3-Panel Shaker Import | IM-K-27 | Wheeling Steel Sheets | IM-U-7 |
| 3-Panel Shaker Equal Import | IM-K-28 | XO Board | IM-U-7 |
| 5-Panel Shaker Equal Import | IM-K-29 | Exterior Color Options | IM-U-8 |
| 1-Panel Shaker | IM-K-30 | Windows & Patio Doors | IM-U-9-11 |
| 2-Panel Shaker | IM-K-31 | | |
| 3-Panel Shaker | IM-K-32 | HARDWARE | Sec. V |
| 3-Panel Shaker Equal | IM-K-33 | Barn Door Track | IM-V-8 |
| 5-Panel Shaker Equal | IM-K-34 | Bifold Hdwe & Track | IM-V-2-3 |
| TDL Flat Glass | IM-K-35 | Bi-Pass Hdwe | IM-V-4 |
| | | Pocket Door Hdwe | IM-V-5 |
| Poplar Doors | Sec. D | Hinges | IM-V-6-8 |
| Raised 6-Panel | IM-D-2 | Dutch Door Bolt | IM-V-10 |
| Raised 4-Panel | IM-D-3 | Flush Bolts | IM-V-10 |
| Flat 5-Panel Equal | IM-D-4 | Builder's Hardware | IM-V-9-14 |
| Flat 3-Panel C | IM-D-5 | Ball Catch & Strikes | IM-V-11 |
| Flat 2-Panel B | IM-D-6 | Push/Pull Plates | IM-V-12 |
| Round Top 2-Panel | IM-D-7 | Sliding Door Lock | IM-V-12 |
| TDL Flat Glass | IM-D-8 | Door Viewer | IM-V-14 |
| Prairieview 9-Lite | IM-D-9 | Shelf & Rod Supports | IM-V-14 |
| Full Lite Flat Glass | IM-D-9 | Door Closure | IM-V-15 |
| DOOR PARTS & LABOR OPTIONS | Sec. T | Schlage Locksets | IM-V-16-25 |
| Lites, Louvers, Grilles | IM-T-2 | Locksets | IM-V-16-28 |
| Sidelites | IM-T-2 | Dexter Locksets | IM-V-26-28 |
| Transoms | IM-T-2 | | |
| Labor Options | IM-T-3 | INSTALLATION SPECIFICATIONS | Sec. W |
| | | Installation Instructions | |
| | | Newel Post & Rail Fasteners | IM-W-2-3 |
| | | Rough Opening Specs | |
| | | Single & Double Doors | IM-W-4 |
| | | Bifold Doors | IM-W-5 |
| | | Bypass Doors | IM-W-6 |
| | | Pocket Doors | IM-W-6 |
| | | Door Hanging Specs | IM-W-7 |
| | | Badger Standard Machining | IM-W-8 |
| | | Door Care & Handling Tips | IM-W-9 |
| | | Custom Specs Order Form | IM-W-10 |

| INTERIOR MILLWORK INDEX | | | |
|--------------------------------|---------------|-----------------------------|-----------------------|
| Description | Page | Description | Page |
| IRON STAIR PARTS | Sec. S | LOCKS | Sec. V |
| Hollow Metal Balusters | | Dexter Locksets | IM-V-24-26 |
| Twist & Basket Series | IM-S-2 | Schlage Locksets | IM-V-16-23 |
| Plain & Knuckle Series | IM-S-3 | | |
| Gothic Knuckle Series | IM-S-4 | MOULDINGS | Sec. P |
| Ribbon Series | IM-S-5 | Crossheads / Toppers | |
| Taos Series | IM-S-6 | Maple | IM-P-2 |
| Tuscan Series | IM-S-7 | Oak | IM-P-2 |
| Accessories | IM-S-8 | Poplar | IM-P-2 |
| | | Moldings | |
| | | Oak | IM-P-3-10 |
| | | Maple, Hard | IM-P-11-16 |
| | | Pine | IM-P-17-20 |
| | | Primed Pine | IM-P-21 |
| | | Knotty Pine | IM-P-23 |
| | | Knotty Alder | IM-P-24-25 |
| | | Poplar | IM-P-26-28 |
| | | Primed Poplar | IM-P-29-30 |
| | | Hickory | IM-P-31-33 |
| | | Cherry | IM-P-34-35 |
| | | Lauan | IM-P-36 |
| | | MDF Primed | IM-P-37 |
| | | Chesapeake Oak | IM-P-38 |
| | | Albany Maple | IM-P-39 |
| JAMBS | Sec. O | PLYWOOD | Sec. Q |
| Oak | | | |
| Veneer | IM-O-2 | | |
| Moisture Resistant Core | IM-O-3 | | |
| Veneer Edged | IM-O-3 | | |
| Solid | IM-O-4,5 | | |
| Lumber Core | IM-O-5 | | |
| Solid Rabbetted | IM-O-6 | | |
| Maple | | | |
| Veneer | IM-O-6 | | |
| Lumber Core | IM-O-7 | | |
| Veneer Edged | IM-O-7 | | |
| Moisture Resistant Core | IM-O-8 | | |
| Solid | IM-O-8 | | |
| Pine | | | |
| Veneer | IM-O-9 | | |
| Lumber Core | IM-O-10 | | |
| Solid | IM-O-10 | | |
| Primed | IM-O-11 | | |
| Primed Veneer | IM-O-11 | | |
| Knotty Pine | | | |
| Solid | IM-O-12 | | |
| Poplar | | | |
| Lumber Core | IM-O-13 | | |
| Solid | IM-O-13 | | |
| Veneer | IM-O-13 | | |
| Primed | IM-O-14 | | |
| Cherry | | | |
| Veneer | IM-O-15 | | |
| Knotty Alder / Alder | | | |
| Solid | IM-O-16 | | |
| Veneer | IM-O-16 | | |
| Hickory | | | |
| Veneer | IM-O-17 | | |
| Solid | IM-O-17 | | |
| Birch | | | |
| Veneer | IM-O-17 | | |
| Lauan | | | |
| Veneer | IM-O-18 | | |
| Chesapeake Oak | IM-O-18 | | |
| Albany Maple | IM-O-18 | | |
| | | POCKET DOOR HDWE | IM-V-5 |
| | | S4S BOARDS | Sec. Q |
| | | SIDELITES | IM-T-2 |
| | | STAIR PARTS | Sec. R & S |
| | | WOOD STAIR PARTS | Sec. R |
| | | Oak | IM-R-2-8 |
| | | Maple | IM-R-9-13 |
| | | Primed | IM-R-14 |
| | | Poplar | IM-R-15-16 |
| | | STORM DOORS | Sec. X |
| | | TRANSOMS | IM-T-2 |

I N T E R I O R M I L L W O R K
- - - V E N D O R W E B - S I T E S - - -

Interior Doors

| | |
|------------------------------------|--|
| Algoma Doors | www.algomahardwoods.com |
| Engineered Wood Products | www.engwoodproducts.com |
| Jeld-Wen | www.jeld-wen.com |
| Koch & Co. Wood Doors | www.kochandco.com |
| L.C. Schmidt Doors by CDC | www.combinationdoor.com |
| Masonite | www.masonite.com |
| Stilechoice Doors | www.stilechoice.com |
| Strek-O Doors | www.strekodoors.com |
| Woodfold Accordion & Roll Up Doors | www.woodfold.com |

Trims & Mouldings

| | |
|----------------------------------|--|
| B & S Turning Point | bsturning@hotmail.com |
| Column & Post, Inc. | www.columnpost.com |
| Dakota Millwork | www.dakotamillwork.com |
| Elipticon Wood Products | www.elipticon.net |
| Ferche Interior Millwork | www.ferche.com |
| Glen Oak Milling | www.glenoaklumber.com/noflash/home.html |
| Menzner Hardwood Mouldings | www.menznerhardwoods.com |
| Moulding & Millwork | www.mouldingandmillwork.com |
| New England Classic Panel System | www.newenglandclassic.com/about.neci.html |
| White River | www.mouldings.com |

Stair Parts

| | |
|----------------------------------|--|
| Ascension Stair Parts | www.sourcebp.com |
| Crown Heritage Stair Parts | www.crownheritage.com |
| Old World Millwork & Stair Parts | www.oldworldmillworks.com |

Hardware

| | |
|--|--|
| Attic Ladders by Louisville Ladder | www.louisvilleladder.com |
| Beechcraft Door Lites & Louvers | www.beechcraftproducts.com |
| Dorma Architectural Hardware | www.dorma-usa.com |
| Emtek Locksets | www.emtekproducts.com |
| Fasteners Unlimited | www.fastenerunlimited.com |
| Hager Hinges | www.hagerhinge.com |
| Johnson Sliding, Bifold & Pocket Door Hardware | http://johnsonhardware.com |
| PBB Hinges | www.pbbinc.com |
| Penrod Hinges | www.thepenrodcompany.com |
| Rediframe Steel Door Frames | www.rediframe.com/rf/rediframetitle.htm |
| Reese | www.reeseusa.com |
| Rockwood | www.rockwoodmfg.com |
| Rubbermaid | www.rubbermaid.com |
| S Parker Hardware | www.sparker.com |
| Schlage and Dexter Locks | www.schlagelock.com |
| Ultra Hardware | www.ultrahardware.com |
| Von Duprin | www.vonduprin.com |
| W&F Multipoint Locks | www.wfmfg.com |

OAK INTERIOR DOORS

| Description | Badger Door Code | Page |
|---------------------------------|------------------|---------|
| Hollow Core Flush (1-3/8") | (OSH) | IM-B-2 |
| Solid Core Flush (1-3/8") | (OSX) | IM-B-3 |
| Solid Core Flush (1-3/4") | (OSS, OSV) | IM-B-4 |
| Solid Core Flush – OEB (1-3/4") | (OSE, OSM) | IM-B-5 |
| Raised 6-Panel | (OSR) | IM-B-6 |
| Raised 4-Panel | (OSO) | IM-B-7 |
| Round Top Raised 2-Panel | (OS2R) | IM-B-8 |
| Flat 3-Panel C | (OSQ3C) | IM-B-9 |
| Rustic Shaker Flat 3-Panel C | (ORSQ3C) | IM-B-10 |
| Flat 2-Panel B | (OSQ2B) | IM-B-11 |
| Flat 3-Panel B | (OSQ3B) | IM-B-12 |
| TDL Beveled Glass | (OSU) | IM-B-13 |
| TDL Flat Glass | (OST) | IM-B-13 |
| Prairieview Glass | (OSW) | IM-B-14 |
| V-Groove Glass | (OSD) | IM-B-14 |
| Full Lite – Flat Glass | (OSA) | IM-B-15 |
| Full Lite – Satin Glass | (OSAS) | IM-B-15 |
| Pantry 1-Lite Satin Glass | (OSZ) | IM-B-16 |



Prices and specifications are subject to change without notice.



OAK DOORS

1-3/8" Hollow Core Flush

(*) Door Slab stocked in two (2) heights

Standard Hinge: 3-1/2" Plain Bearing, US3/4 Brighter

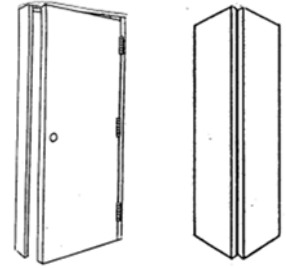
FINISH OPTIONS:

RAW: (Unfinished).

STAIN: Core Colors, see our selection guide /options on pages IM-U-2 & 3, and for a wider color pallet see our standard color fan-deck.

NOTE: CUSTOM COLOR PRICING ADD

15% TO THE CORE COLOR PREF. ADD ON BELOW.



OSH (6'8")

OBH (6'8")

(*)OSY (6'6-3/4")

| | DOOR SLABS | | PREHUNG DOORS (Must specify handing) w/Oak Veneer Jamb & Oak Colonial or Square Stops. (Casing NOT included.) | | | | | |
|--|-------------|------------------|---|--------------------------|---|-------------------------|------------------|----------|
| | Raw | Core Pref Add-On | 4-9/16" Jamb Veneer Raw | 4-13/16" Jamb Veneer Raw | 5-1/4" Jamb Veneer Raw | 6-9/16" Jamb Veneer Raw | Core Pref Add-On | |
| Single Doors | | | | | | | | |
| 1/0 x 6/8 | \$167.01 | \$76.30 | \$268.19 | \$279.41 | \$284.04 | \$313.56 | \$100.20 | |
| 1/2 x 6/8 | *Quick Ship | | | | | | | |
| 1/4 x 6/8 | \$167.01 | \$76.30 | \$268.19 | \$279.41 | \$284.04 | \$313.56 | \$100.20 | |
| 1/6 x 6/8 | \$159.06 | \$76.30 | \$260.24 | \$271.46 | \$276.09 | \$305.61 | \$100.20 | |
| 1/8 x 6/8 | \$183.66 | \$76.30 | \$284.84 | \$296.06 | \$300.69 | \$330.21 | \$100.20 | |
| 1/10 x 6/8 | *Quick Ship | | | | | | | |
| 2/0 x 6/8 | \$174.92 | \$76.30 | \$276.09 | \$287.31 | \$291.95 | \$321.47 | \$100.20 | |
| 2/2 x 6/8 | \$205.44 | \$76.30 | \$306.62 | \$317.84 | \$322.47 | \$351.99 | \$100.20 | |
| 2/4 x 6/8 | \$195.66 | \$76.30 | \$296.84 | \$308.06 | \$312.69 | \$342.21 | \$100.20 | |
| 2/6 x 6/8 | \$195.66 | \$76.30 | \$296.84 | \$308.06 | \$312.69 | \$342.21 | \$100.20 | |
| 2/8 x 6/8 | \$199.41 | \$76.30 | \$300.59 | \$311.81 | \$316.44 | \$345.96 | \$100.20 | |
| 2/10 x 6/8 | \$213.24 | \$76.30 | \$314.42 | \$325.64 | \$330.27 | \$359.79 | \$100.20 | |
| 3/0 x 6/8 | \$213.24 | \$76.30 | \$314.42 | \$325.64 | \$330.27 | \$359.79 | \$100.20 | |
| 3/6 x 6/8 | *Quick Ship | | | | | | | |
| Double Doors | | | | | | | | |
| 3/0 x 6/8 | --- | --- | \$451.25 | \$462.47 | \$467.10 | \$496.62 | \$176.49 | |
| 4/0 x 6/8 | --- | --- | \$492.60 | \$506.06 | \$511.62 | \$547.04 | \$177.90 | |
| 5/0 x 6/8 | --- | --- | \$534.09 | \$547.55 | \$553.11 | \$588.53 | \$180.71 | |
| 5/4 x 6/8 | --- | --- | \$541.59 | \$555.05 | \$560.61 | \$596.03 | \$180.71 | |
| 6/0 x 6/8 | --- | --- | \$569.25 | \$582.71 | \$588.27 | \$623.69 | \$180.71 | |
| Bifold Doors (w/1825 Trk & Hdwe) - Note: A bifold door ships as a boxed unit with frames KD. | | | | | | | | |
| 2/0 x 6/8 | \$244.23 | \$81.17 | \$292.40 | \$303.62 | \$308.25 | \$337.77 | \$105.06 | |
| 2/4 x 6/8 | *Quick Ship | | | | | | | |
| 2/6 x 6/8 | \$261.59 | \$81.17 | \$309.75 | \$320.97 | \$325.61 | \$355.13 | \$105.06 | |
| 2/8 x 6/8 | *Quick Ship | | | | | | | |
| 3/0 x 6/8 | \$278.00 | \$81.17 | \$326.16 | \$337.38 | \$342.02 | \$371.54 | \$105.06 | |
| Bifold Double Doors | | | | | | | | |
| 4/0 x 6/8 | \$487.61 | \$159.11 | \$545.42 | \$558.87 | \$564.44 | \$599.85 | \$184.41 | |
| 5/0 x 6/8 | \$523.16 | \$159.11 | \$580.97 | \$594.42 | \$599.99 | \$635.40 | \$187.22 | |
| 5/4 x 6/8 | *Quick Ship | | | | | | | |
| 6/0 x 6/8 | \$556.32 | \$159.11 | \$614.13 | \$627.59 | \$633.15 | \$668.57 | \$187.22 | |
| HINGE COLOR OPTIONS (Std is US3/4 Brighter [Satin Brass]) [Hinge options are not available for bifold doors] Color Options: Bright Brass, Dull Chrome, Antique Brass, Antique Nickel, Satin Nickel, Oil Rubbed Bronze | | | | | DOUBLE DOOR OPTIONS | | | |
| | | | | | Std BB Hdwe, Oak Astragal | | ADD | |
| | | | | | 1-3/8" Ball Catches (pair): | | \$45.60 | |
| | | | | | Concealed Magnetic Catches (pr): | | \$97.78 | |
| | | | | | T-Astragal & 2 flush bolts: | | \$272.34 | |
| Single Prehung Doors | | | ADD: | -\$1.32 | T-Astragal & 1 flush bolt: | | | \$206.03 |
| Double Prehung Doors | | | ADD: | -\$2.64 | Strike & Flush Bolt Color Options: SC, AB, SN, AN, ORB | | | |

*Quick Ship—Badger Three to Four Week Ship Program. Add one Week for Pre-finishing.

OAK DOORS

1-3/8" Solid Core Flush

Standard Hinge: 3-1/2" Ball Bearing, US4 Brighter

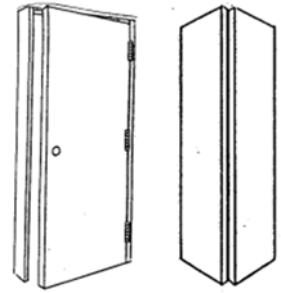
FINISH OPTIONS:

RAW: (Unfinished).

STAIN: Core Colors, see our selection guide /options on pages IM-U-2 & 3, and for a wider color pallet see our standard color fan-deck.

NOTE: CUSTOM COLOR PRICING ADD

15% TO THE CORE COLOR PREF. ADD ON BELOW.



OSX

OBX

| | DOOR SLABS | | PREHUNG DOORS (Must specify handing) w/Oak Veneer Jamb & Oak Colonial or Square Stops. (Casing NOT included.) | | | | |
|---|------------|------------------|---|----------------------------------|---|-------------------------|------------------|
| | Raw | Core Pref Add-On | 4-9/16" Jamb Veneer Raw | 4-13/16" Jamb Veneer Raw | 5-1/4" Jamb Veneer Raw | 6-9/16" Jamb Veneer Raw | Core Pref Add-On |
| Single Doors | | | | | | | |
| 1/0 x 6/8 | | | | | *Quick Ship | | |
| 1/4 x 6/8 | | | | | *Quick Ship | | |
| 1/6 x 6/8 | \$316.01 | \$107.96 | \$416.55 | \$427.77 | \$432.41 | \$461.93 | \$151.34 |
| 1/8 x 6/8 | | | | | *Quick Ship | | |
| 1/10 x 6/8 | | | | | *Quick Ship | | |
| 2/0 x 6/8 | \$316.01 | \$107.96 | \$416.55 | \$427.77 | \$432.41 | \$461.93 | \$151.34 |
| 2/2 x 6/8 | | | | | *Quick Ship | | |
| 2/4 x 6/8 | \$316.01 | \$107.96 | \$416.55 | \$427.77 | \$432.41 | \$461.93 | \$151.34 |
| 2/6 x 6/8 | \$316.01 | \$107.96 | \$416.55 | \$427.77 | \$432.41 | \$461.93 | \$151.34 |
| 2/8 x 6/8 | \$324.75 | \$107.96 | \$425.30 | \$436.52 | \$441.15 | \$470.67 | \$151.34 |
| 2/10 x 6/8 | \$339.33 | \$107.96 | \$439.88 | \$451.10 | \$455.73 | \$485.25 | \$151.34 |
| 3/0 x 6/8 | \$339.33 | \$107.96 | \$439.88 | \$451.10 | \$455.73 | \$485.25 | \$151.34 |
| Double Doors | | | | | | | |
| 3/0 x 6/8 | --- | --- | \$763.88 | \$775.10 | \$779.73 | \$809.25 | \$239.82 |
| 4/0 x 6/8 | --- | --- | \$773.52 | \$786.98 | \$792.54 | \$827.96 | \$239.82 |
| 5/0 x 6/8 | --- | --- | \$773.52 | \$786.98 | \$792.54 | \$827.96 | \$244.04 |
| 5/4 x 6/8 | --- | --- | \$791.01 | \$804.47 | \$810.03 | \$845.45 | \$244.04 |
| 6/0 x 6/8 | --- | --- | \$820.17 | \$833.63 | \$839.19 | \$874.61 | \$244.04 |
| Bifold Doors (w/111FD Trk & Hdwe) - Note: A bifold door ships as a boxed unit with frames KD. | | | | | | | |
| 2/0 x 6/8 | \$451.65 | \$107.96 | \$499.82 | \$511.04 | \$515.67 | \$545.19 | \$131.85 |
| 2/6 x 6/8 | \$465.98 | \$107.96 | \$514.14 | \$525.36 | \$530.00 | \$559.52 | \$131.85 |
| 2/8 x 6/8 | | | | | *Quick Ship | | |
| 3/0 x 6/8 | \$480.30 | \$107.96 | \$528.47 | \$539.69 | \$544.32 | \$573.84 | \$131.85 |
| Bifold Double Doors | | | | | | | |
| 4/0 x 6/8 | \$887.03 | \$212.69 | \$944.84 | \$958.29 | \$963.86 | \$999.27 | \$237.99 |
| 5/0 x 6/8 | \$920.09 | \$212.69 | \$977.90 | \$991.35 | \$996.92 | \$1,032.33 | \$240.80 |
| 5/4 x 6/8 | | | | | *Quick Ship | | |
| 6/0 x 6/8 | \$953.34 | \$212.69 | \$1,011.15 | \$1,024.61 | \$1,030.17 | \$1,065.59 | \$240.80 |
| HINGE COLOR OPTIONS (Std is US3/4 Brighter [Satin Brass]) [Hinge options are not available for bifold doors] Color Options: Bright Brass, Dull Chrome, Antique Brass, Antique Nickel, Satin Nickel, Oil Rubbed Bronze | | | | DOUBLE DOOR OPTIONS | | | |
| | | | | Std BB Hdwe, Oak Astragal | | ADD | |
| | | | | 1-3/8" Ball Catches (pair): | | \$45.60 | |
| | | | | Concealed Magnetic Catches (pr): | | \$97.78 | |
| | | | | T-Astragal & 2 flush bolts: | | \$272.34 | |
| Single Prehung Doors | | | ADD: | \$2.01 | T-Astragal & 1 flush bolt: | | \$206.03 |
| Double Prehung Doors | | | ADD: | \$4.02 | Strike & Flush Bolt Color Options: SC, AB, SN, AN, ORB | | |

*Quick Ship—Badger Three to Four Week Ship Program. Add one Week for Pre-finishing.

OAK DOORS

1-3/4" Solid Core Flush

(*) Door Slab stocked in two (2) heights

Standard Hinge: Res. 4" Ball Bearing, 5/8" RC, Antique Brass

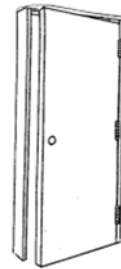
FINISH OPTIONS:

RAW: (Unfinished).

STAIN: Core Colors, see our selection guide /options on pages IM-U-2 & 3, and for a wider color pallet see our standard color fan-deck.

NOTE: CUSTOM COLOR PRICING ADD

15% TO THE CORE COLOR PREF. ADD ON BELOW.



OSS (6'8")

OSV (7'0")

For Steel Frames

OSST (6'7-1/2")

OSSA (6'11-1/4")

| | DOOR SLABS | | PREHUNG DOORS w/Oak Veneer Jambs & Oak Colonial or Square Stops. (Casing NOT included.) | | | | |
|---|-------------|------------------|---|--------------------------|---|-------------------------|------------------|
| | Raw | Core Pref Add-On | 4-9/16" Jamb Veneer Raw | 4-13/16" Jamb Veneer Raw | 5-1/4" Jamb Veneer Raw | 6-9/16" Jamb Veneer Raw | Core Pref Add-On |
| Single Doors | | | | | | | |
| 2/4 x 6/8 | *Quick Ship | | | | | | |
| 2/6 x 6/8 | \$328.46 | \$107.96 | \$474.63 | \$485.85 | \$490.49 | \$520.01 | \$151.34 |
| 2/8 x 6/8 | \$337.22 | \$107.96 | \$483.39 | \$494.61 | \$499.25 | \$528.77 | \$151.34 |
| 3/0 x 6/8 | \$351.80 | \$107.96 | \$497.97 | \$509.19 | \$513.83 | \$543.35 | \$151.34 |
| 3/6 x 6/8 | *Quick Ship | | | | | | |
| | | | | | | | |
| 2/8 x 7/0 | *Quick Ship | | | | | | |
| 3/0 x 7/0 | \$470.82 | \$107.96 | \$617.88 | --- | --- | --- | \$151.34 |
| Slab Doors Available for use in Steel Frames | | | | | | | |
| 3/0 x 6/7-1/2" | \$351.80 | \$107.96 | --- | --- | --- | --- | --- |
| 3/0 x 6/11-1/4" | \$470.82 | \$107.96 | --- | --- | --- | --- | --- |
| Double Doors | | | | | | | |
| 5/0 x 6/8 | --- | --- | \$889.68 | \$903.14 | \$908.70 | \$944.12 | \$244.04 |
| 5/4 x 6/8 | --- | --- | \$907.20 | \$920.66 | \$926.22 | \$961.64 | \$244.04 |
| 6/0 x 6/8 | --- | --- | \$936.36 | \$949.82 | \$955.38 | \$990.80 | \$244.04 |
| | | | | | | | |
| 5/4 x 7/0 | --- | --- | *Quick Ship | | | | |
| 6/0 x 7/0 | --- | --- | \$1,175.46 | --- | --- | --- | \$244.04 |
| <div><div>Badger Corrugating Co. is fully licensed by Warnack Hersey by several manufacturers. See the Fire Rated Interior Door</div></div> | | | | | | | |
| <div>HINGE COLOR OPTIONS (Std is Antique Brass) [Hinge options are not available for bifold doors] Color Options: Dull Brass, Dull Chrome, Satin Nickel</div> | | | | | DOUBLE DOOR OPTIONS | | |
| | | | | | Std BB Hdwe, Oak Astragal | | ADD |
| | | | | | 1-3/8" Ball Catches (pair): | | \$45.60 |
| | | | | | Concealed Magnetic Catches (pr): | | \$97.78 |
| | | | | | T-Astragal & 2 flush bolts: | | \$341.06 |
| Single Prehung Doors | | | ADD: | TBD | T-Astragal & 1 flush bolt: | | \$274.75 |
| Double Prehung Doors | | | ADD: | TBD | Strike & Flush Bolt Color Options: SC, AB, SN, AN, ORB | | |

*Quick Ship—Badger Three to Four Week Ship Program. Add one Week for Pre-finishing.

OAK DOORS

1-3/4" Solid Core Flush OEB

(*) Door Slab stocked in two (2) heights

Standard Hinge: Res. 4" Ball Bearing, 5/8" RC, Antique Brass

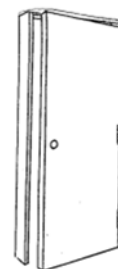
FINISH OPTIONS:

RAW: (Unfinished).

STAIN: Core Colors, see our selection guide /options on pages IM-U-2 & 3, and for a wider color pallet see our standard color fan-deck.

NOTE: CUSTOM COLOR PRICING ADD

15% TO THE CORE COLOR PREF. ADD ON BELOW.



OSE (6'8")

OSM (7'0")

For Steel Frames

OSMA (6'11-1/4")

| | DOOR SLABS | | PREHUNG DOORS w/Oak Veneer Jambs & Oak Colonial or Square Stops. (Casing NOT included.) | | | | |
|---|------------|---------------------|---|-----------------------------|---|----------------------------|---------------------|
| | Raw | Core Pref Add-On | 4-9/16" Jamb Veneer Raw | 4-13/16" Jamb Veneer Raw | 5-1/4" Jamb Veneer Raw | 6-9/16" Jamb Veneer Raw | Core Pref Add-On |
| Single Doors | | | | | | | |
| 2/6 x 6/8 | | | | | | | *Quick Ship |
| 2/8 x 6/8 | | | | | | | *Quick Ship |
| 3/0 x 6/8 | | | | | | | *Quick Ship |
| | | | | | | | |
| 2/6 x 7/0 | | | | | | | *Quick Ship |
| 2/8 x 7/0 | | | | | | | *Quick Ship |
| 3/0 x 7/0 | | | | | | | *Quick Ship |
| Slab Doors Available for use in Steel Frames | | | | | | | |
| 3/0 x 6/11-1/4" | | | | | | | *Quick Ship |
| <div style="border: 1px solid black; padding: 10px; margin: 10px auto; width: 60%;"> <p>Badger Corrugating Co. is fully licensed by Warnack Hersey by several manufacturers. See the Fire Rated Interior Door</p> </div> | | | | | | | |
| HINGE COLOR OPTIONS (Std is Antique Brass) [Hinge options are not available for bifold doors] Color Options: Dull Brass, Dull Chrome, Satin Nickel | | | | | DOUBLE DOOR OPTIONS | | |
| | | | | | Std BB Hdwe, Oak Astragal | | ADD |
| | | | | | 1-3/8" Ball Catches (pair): | | \$45.60 |
| | | | | | Concealed Magnetic Catches (pr): | | \$97.78 |
| | | | | | T-Astragal & 2 flush bolts: | | \$341.06 |
| Single Prehung Doors | | | ADD: | TBD | T-Astragal & 1 flush bolt: | | \$274.75 |
| Double Prehung Doors | | | ADD: | TBD | Strike & Flush Bolt Color Options: SC, AB, SN, AN, ORB | | |

*Quick Ship—Badger Three to Four Week Ship Program. Add one Week for Pre-finishing.



OAK DOORS

1-3/8" Raised 6-Panel

Standard Hinge: 3-1/2" Ball Bearing, US4 Brighter

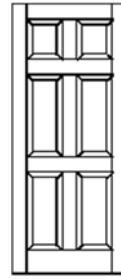
FINISH OPTIONS:

RAW: (Unfinished).

STAIN: Core Colors, see our selection guide /options on pages IM-U-2 & 3, and for a wider color pallet see our standard color fan-deck.

NOTE: CUSTOM COLOR PRICING ADD

15% TO THE CORE COLOR PREF. ADD ON BELOW.



OSR

OBR

| | DOOR SLABS | | PREHUNG DOORS w/Oak Veneer Jambs & Oak Colonial or Square Stops. (Casing NOT included.) | | | | |
|---|-------------|------------------|---|----------------------------------|---|-------------------------|------------------|
| | Raw | Core Pref Add-On | 4-9/16" Jamb Veneer Raw | 4-13/16" Jamb Veneer Raw | 5-1/4" Jamb Veneer Raw | 6-9/16" Jamb Veneer Raw | Core Pref Add-On |
| Single Doors | | | | | | | |
| 1/0 x 6/8 | \$352.76 | \$127.45 | \$453.30 | \$464.52 | \$469.16 | \$498.68 | \$151.34 |
| 1/3 x 6/8 | \$340.28 | \$127.45 | \$440.82 | \$452.04 | \$456.68 | \$486.20 | \$151.34 |
| 1/4 x 6/8 | \$346.83 | \$127.45 | \$447.38 | \$458.60 | \$463.23 | \$492.75 | \$151.34 |
| 1/6 x 6/8 | \$346.83 | \$127.45 | \$447.38 | \$458.60 | \$463.23 | \$492.75 | \$151.34 |
| 1/8 x 6/8 | \$359.55 | \$127.45 | \$460.10 | \$471.32 | \$475.95 | \$505.47 | \$151.34 |
| 1/10 x 6/8 | \$346.83 | \$127.45 | \$447.38 | \$458.60 | \$463.23 | \$492.75 | \$151.34 |
| 2/0 x 6/8 | \$364.29 | \$127.45 | \$464.84 | \$476.06 | \$480.69 | \$510.21 | \$151.34 |
| 2/2 x 6/8 | \$375.92 | \$127.45 | \$476.46 | \$487.68 | \$492.32 | \$521.84 | \$151.34 |
| 2/4 x 6/8 | \$372.68 | \$127.45 | \$473.22 | \$484.44 | \$489.08 | \$518.60 | \$151.34 |
| 2/6 x 6/8 | \$381.03 | \$127.45 | \$481.58 | \$492.80 | \$497.43 | \$526.95 | \$151.34 |
| 2/8 x 6/8 | \$385.61 | \$127.45 | \$486.15 | \$497.37 | \$502.01 | \$531.53 | \$151.34 |
| 2/10 x 6/8 | \$413.22 | \$127.45 | \$513.77 | \$524.99 | \$529.62 | \$559.14 | \$151.34 |
| 3/0 x 6/8 | \$398.54 | \$127.45 | \$499.08 | \$510.30 | \$514.94 | \$544.46 | \$151.34 |
| Double Doors | | | | | | | |
| 3/0 x 6/8 | --- | --- | \$825.53 | \$836.75 | \$841.38 | \$870.90 | \$278.79 |
| 4/0 x 6/8 | --- | --- | \$870.09 | \$883.55 | \$889.11 | \$924.53 | \$280.20 |
| 5/0 x 6/8 | --- | --- | \$903.57 | \$917.03 | \$922.59 | \$958.01 | \$283.01 |
| 5/4 x 6/8 | --- | --- | \$912.72 | \$926.18 | \$931.74 | \$967.16 | \$283.01 |
| 6/0 x 6/8 | --- | --- | \$938.58 | \$952.04 | \$957.60 | \$993.02 | \$283.01 |
| Bifold Doors (w/1700 Std. Trk & Hdwe) - Note: A bifold door ships as a boxed unit with frames KD. | | | | | | | |
| 2/0 x 6/8 | \$534.24 | \$107.96 | \$582.41 | \$593.63 | \$598.26 | \$627.78 | \$131.85 |
| 2/4 x 6/8 | *Quick Ship | | | | | | |
| 2/6 x 6/8 | \$540.54 | \$107.96 | \$588.71 | \$599.93 | \$604.56 | \$634.08 | \$131.85 |
| 2/8 x 6/8 | *Quick Ship | | | | | | |
| 3/0 x 6/8 | \$580.64 | \$107.96 | \$628.80 | \$640.02 | \$644.66 | \$674.18 | \$131.85 |
| Bifold Double Doors | | | | | | | |
| 4/0 x 6/8 | \$1,065.54 | \$212.69 | \$1,123.35 | \$1,136.81 | \$1,142.37 | \$1,177.79 | \$237.99 |
| 5/0 x 6/8 | \$1,078.19 | \$212.69 | \$1,136.00 | \$1,149.45 | \$1,155.02 | \$1,190.43 | \$240.80 |
| 5/4 x 6/8 | *Quick Ship | | | | | | |
| 6/0 x 6/8 | \$1,158.48 | \$212.69 | \$1,216.29 | \$1,229.75 | \$1,235.31 | \$1,270.73 | \$240.80 |
| HINGE COLOR OPTIONS (Std is US3/4 Brighter [Satin Brass]) [Hinge options are not available for bifold doors] Color Options: Bright Brass, Dull Chrome, Antique Brass, Antique Nickel, Satin Nickel, Oil Rubbed Bronze | | | | DOUBLE DOOR OPTIONS | | | |
| | | | | Std BB Hdwe, Oak Astragal | | ADD | |
| | | | | 1-3/8" Ball Catches (pair): | | \$45.60 | |
| | | | | Concealed Magnetic Catches (pr): | | \$97.78 | |
| | | | | T-Astragal & 2 flush bolts: | | \$272.34 | |
| Single Prehung Doors | | | ADD: | \$2.01 | T-Astragal & 1 flush bolt: | | \$206.03 |
| Double Prehung Doors | | | ADD: | \$4.02 | Strike & Flush Bolt Color Options: SC, AB, SN, AN, ORB | | |

*Quick Ship—Badger Three to Four Week Ship Program. Add one Week for Pre-finishing.



OAK DOORS

1-3/8" Raised 4-Panel

Standard Hinge: 3-1/2" Ball Bearing, US4 Brighter

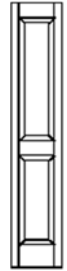
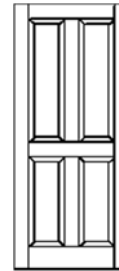
FINISH OPTIONS:

RAW: (Unfinished).

STAIN: Core Colors, see our selection guide /options on pages IM-U-2 & 3, and for a wider color pallet see our standard color fan-deck.

NOTE: CUSTOM COLOR PRICING ADD

15% TO THE CORE COLOR PREF. ADD ON BELOW.



OSO

OBO

| | DOOR SLABS | | PREHUNG DOORS w/Oak Veneer Jambs & Oak Colonial or Square Stops. (Casing NOT included.) | | | | |
|---|------------|------------------|---|----------------------------------|---|-------------------------|------------------|
| | Raw | Core Pref Add-On | 4-9/16" Jamb Veneer Raw | 4-13/16" Jamb Veneer Raw | 5-1/4" Jamb Veneer Raw | 6-9/16" Jamb Veneer Raw | Core Pref Add-On |
| Single Doors | | | | | | | |
| 1/0 x 6/8 | | | | | *Quick Ship | | |
| 1/3 x 6/8 | | | | | *Quick Ship | | |
| 1/4 x 6/8 | | | | | *Quick Ship | | |
| 1/6 x 6/8 | \$353.73 | \$127.45 | \$454.28 | \$465.50 | \$470.13 | \$499.65 | \$151.34 |
| 1/8 x 6/8 | | | | | *Quick Ship | | |
| 1/10 x 6/8 | | | | | *Quick Ship | | |
| 2/0 x 6/8 | \$405.11 | \$127.45 | \$505.65 | \$516.87 | \$521.51 | \$551.03 | \$151.34 |
| 2/2 x 6/8 | | | | | *Quick Ship | | |
| 2/4 x 6/8 | \$433.89 | \$127.45 | \$534.44 | \$545.66 | \$550.29 | \$579.81 | \$151.34 |
| 2/6 x 6/8 | \$433.89 | \$127.45 | \$534.44 | \$545.66 | \$550.29 | \$579.81 | \$151.34 |
| 2/8 x 6/8 | \$478.32 | \$127.45 | \$578.87 | \$590.09 | \$594.72 | \$624.24 | \$151.34 |
| 2/10 x 6/8 | | | | | *Quick Ship | | |
| 3/0 x 6/8 | \$462.62 | \$127.45 | \$563.16 | \$574.38 | \$579.02 | \$608.54 | \$151.34 |
| Double Doors | | | | | | | |
| 3/0 x 6/8 | --- | --- | \$839.33 | \$850.55 | \$855.18 | \$884.70 | \$278.79 |
| 4/0 x 6/8 | --- | --- | \$951.72 | \$965.18 | \$970.74 | \$1,006.16 | \$280.20 |
| 5/0 x 6/8 | --- | --- | \$1,009.29 | \$1,022.75 | \$1,028.31 | \$1,063.73 | \$283.01 |
| 5/4 x 6/8 | --- | --- | \$1,098.15 | \$1,111.61 | \$1,117.17 | \$1,152.59 | \$283.01 |
| 6/0 x 6/8 | --- | --- | \$1,066.74 | \$1,080.20 | \$1,085.76 | \$1,121.18 | \$283.01 |
| Bifold Doors (w/1700 Trk & Hdwe) - Note: A bifold door ships as a boxed unit with frames KD. | | | | | | | |
| 2/0 x 6/8 | \$580.35 | \$107.96 | \$628.52 | \$639.74 | \$644.37 | \$673.89 | \$131.85 |
| 2/6 x 6/8 | \$650.69 | \$107.96 | \$698.85 | \$710.07 | \$714.71 | \$744.23 | \$131.85 |
| 2/8 x 6/8 | | | | | *Quick Ship | | |
| 3/0 x 6/8 | \$691.19 | \$107.96 | \$739.35 | \$750.57 | \$755.21 | \$784.73 | \$131.85 |
| Bifold Double Doors | | | | | | | |
| 4/0 x 6/8 | \$1,157.76 | \$212.69 | \$1,215.57 | \$1,229.03 | \$1,234.59 | \$1,270.01 | \$237.99 |
| 5/0 x 6/8 | \$1,298.48 | \$212.69 | \$1,356.29 | \$1,369.74 | \$1,375.31 | \$1,410.72 | \$240.80 |
| 5/4 x 6/8 | | | | | *Quick Ship | | |
| 6/0 x 6/8 | \$1,379.58 | \$212.69 | \$1,437.39 | \$1,450.85 | \$1,456.41 | \$1,491.83 | \$240.80 |
| HINGE COLOR OPTIONS (Std is US3/4 Brighter [Satin Brass]) [Hinge options are not available for bifold doors] Color Options: Bright Brass, Dull Chrome, Antique Brass, Antique Nickel, Satin Nickel, Oil Rubbed Bronze | | | | DOUBLE DOOR OPTIONS | | | |
| | | | | Std BB Hdwe, Oak Astragal | | ADD | |
| | | | | 1-3/8" Ball Catches (pair): | | \$45.60 | |
| | | | | Concealed Magnetic Catches (pr): | | \$97.78 | |
| | | | | T-Astragal & 2 flush bolts: | | \$272.34 | |
| Single Prehung Doors | | | ADD: | \$2.01 | T-Astragal & 1 flush bolt: | | \$206.03 |
| Double Prehung Doors | | | ADD: | \$4.02 | Strike & Flush Bolt Color Options: SC, AB, SN, AN, ORB | | |

*Quick Ship—Badger Three to Four Week Ship Program. Add one Week for Pre-finishing.



OAK DOORS

1-3/8" Round Top 2-Panel

Standard Hinge: 3-1/2" Ball Bearing, US4 Brighter

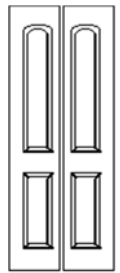
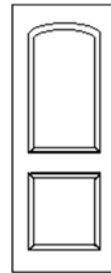
FINISH OPTIONS:

RAW: (Unfinished).

STAIN: Core Colors, see our selection guide /options on pages IM-U-2 & 3, and for a wider color pallet see our standard color fan-deck.

NOTE: CUSTOM COLOR PRICING ADD

15% TO THE CORE COLOR PREF. ADD ON BELOW.



OS2R

OB2R

| | DOOR SLABS | | PREHUNG DOORS w/Oak Veneer Jambs & Oak Colonial or Square Stops. (Casing NOT included.) | | | | |
|--|-------------|------------------|---|--------------------------|---|-------------------------|------------------|
| | Raw | Core Pref Add-On | 4-9/16" Jamb Veneer Raw | 4-13/16" Jamb Veneer Raw | 5-1/4" Jamb Veneer Raw | 6-9/16" Jamb Veneer Raw | Core Pref Add-On |
| Single Doors | | | | | | | |
| 1/0 x 6/8 | *Quick Ship | | | | | | |
| 1/3 x 6/8 | *Quick Ship | | | | | | |
| 1/4 x 6/8 | *Quick Ship | | | | | | |
| 1/6 x 6/8 | \$430.29 | \$127.45 | \$530.84 | \$542.06 | \$546.69 | \$576.21 | \$151.34 |
| 1/8 x 6/8 | *Quick Ship | | | | | | |
| 1/10 x 6/8 | *Quick Ship | | | | | | |
| 2/0 x 6/8 | \$430.29 | \$127.45 | \$530.84 | \$542.06 | \$546.69 | \$576.21 | \$151.34 |
| 2/2 x 6/8 | *Quick Ship | | | | | | |
| 2/4 x 6/8 | \$444.65 | \$127.45 | \$545.19 | \$556.41 | \$561.05 | \$590.57 | \$151.34 |
| 2/6 x 6/8 | \$444.65 | \$127.45 | \$545.19 | \$556.41 | \$561.05 | \$590.57 | \$151.34 |
| 2/8 x 6/8 | \$497.52 | \$127.45 | \$598.07 | \$609.29 | \$613.92 | \$643.44 | \$151.34 |
| 2/10 x 6/8 | *Quick Ship | | | | | | |
| 3/0 x 6/8 | \$479.73 | \$127.45 | \$580.28 | \$591.50 | \$596.13 | \$625.65 | \$151.34 |
| Double Doors | | | | | | | |
| 3/0 x 6/8 | --- | --- | \$992.45 | \$1,003.67 | \$1,008.30 | \$1,037.82 | \$278.79 |
| 4/0 x 6/8 | --- | --- | \$1,002.09 | \$1,015.55 | \$1,021.11 | \$1,056.53 | \$280.20 |
| 5/0 x 6/8 | --- | --- | \$1,030.80 | \$1,044.26 | \$1,049.82 | \$1,085.24 | \$283.01 |
| 5/4 x 6/8 | --- | --- | \$1,136.55 | \$1,150.01 | \$1,155.57 | \$1,190.99 | \$283.01 |
| 6/0 x 6/8 | --- | --- | \$1,100.97 | \$1,114.43 | \$1,119.99 | \$1,155.41 | \$283.01 |
| Bifold Doors (w/1700 Trk & Hdwe) - Note: A bifold door ships as a boxed unit with frames KD. | | | | | | | |
| 2/0 x 6/8 | \$691.59 | \$107.96 | \$739.76 | \$750.98 | \$755.61 | \$785.13 | \$131.85 |
| 2/6 x 6/8 | \$736.98 | \$107.96 | \$785.15 | \$796.37 | \$801.00 | \$830.52 | \$131.85 |
| 2/8 x 6/8 | *Quick Ship | | | | | | |
| 3/0 x 6/8 | \$794.52 | \$107.96 | \$842.69 | \$853.91 | \$858.54 | \$888.06 | \$131.85 |
| Bifold Double Doors | | | | | | | |
| 4/0 x 6/8 | \$1,380.24 | \$212.69 | \$1,438.05 | \$1,451.51 | \$1,457.07 | \$1,492.49 | \$237.99 |
| 5/0 x 6/8 | \$1,471.07 | \$212.69 | \$1,528.88 | \$1,542.33 | \$1,547.90 | \$1,583.31 | \$240.80 |
| 5/4 x 6/8 | *Quick Ship | | | | | | |
| 6/0 x 6/8 | \$1,586.25 | \$212.69 | \$1,644.06 | \$1,657.52 | \$1,663.08 | \$1,698.50 | \$240.80 |
| HINGE COLOR OPTIONS (Std is US3/4 Brighter [Satin Brass]) [Hinge options are not available for bifold doors] Color Options: Bright Brass, Dull Chrome, Antique Brass, Antique Nickel, Satin Nickel, Oil Rubbed Bronze | | | | | DOUBLE DOOR OPTIONS | | |
| | | | | | Std BB Hdwe, Oak Astragal | | ADD |
| | | | | | 1-3/8" Ball Catches (pair): | | \$45.60 |
| | | | | | Concealed Magnetic Catches (pr): | | \$97.78 |
| | | | | | T-Astragal & 2 flush bolts: | | \$272.34 |
| Single Prehung Doors | | | ADD: | \$2.01 | T-Astragal & 1 flush bolt: \$206.03 | | |
| Double Prehung Doors | | | ADD: | \$4.02 | Strike & Flush Bolt Color Options: SC, AB, SN, AN, ORB | | |

*Quick Ship—Badger Three to Four Week Ship Program. Add one Week for Pre-finishing.



OAK DOORS

1-3/8" Flat 3-Panel

Standard Hinge: 3-1/2" Ball Bearing, US4 Brighter

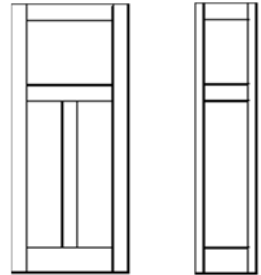
FINISH OPTIONS:

RAW: (Unfinished).

STAIN: Core Colors, see our selection guide /options on pages IM-U-2 & 3, and for a wider color pallet see our standard color fan-deck.

NOTE: CUSTOM COLOR PRICING ADD

15% TO THE CORE COLOR PREF. ADD ON BELOW.



OSQ3C

OBQ2C

| | DOOR SLABS | | PREHUNG DOORS w/Oak Veneer Jambs & Oak Colonial or Square Stops. (Casing NOT included.) | | | | |
|---|-------------|------------------|---|----------------------------------|---|-------------------------|------------------|
| | Raw | Core Pref Add-On | 4-9/16" Jamb Veneer Raw | 4-13/16" Jamb Veneer Raw | 5-1/4" Jamb Veneer Raw | 6-9/16" Jamb Veneer Raw | Core Pref Add-On |
| Single Doors | | | | | | | |
| 1/0 x 6/8 | *Quick Ship | | | | | | |
| 1/3 x 6/8 | *Quick Ship | | | | | | |
| 1/4 x 6/8 | \$315.51 | \$127.45 | \$416.06 | \$427.28 | \$431.91 | \$461.43 | \$151.34 |
| 1/6 x 6/8 | \$312.21 | \$127.45 | \$412.76 | \$423.98 | \$428.61 | \$458.13 | \$151.34 |
| 1/8 x 6/8 | \$323.85 | \$127.45 | \$424.40 | \$435.62 | \$440.25 | \$469.77 | \$151.34 |
| 1/10 x 6/8 | *Quick Ship | | | | | | |
| 2/0 x 6/8 | \$324.33 | \$127.45 | \$424.88 | \$436.10 | \$440.73 | \$470.25 | \$151.34 |
| 2/2 x 6/8 | *Quick Ship | | | | | | |
| 2/4 x 6/8 | \$348.63 | \$127.45 | \$449.18 | \$460.40 | \$465.03 | \$494.55 | \$151.34 |
| 2/6 x 6/8 | \$356.73 | \$127.45 | \$457.28 | \$468.50 | \$473.13 | \$502.65 | \$151.34 |
| 2/8 x 6/8 | \$364.83 | \$127.45 | \$465.38 | \$476.60 | \$481.23 | \$510.75 | \$151.34 |
| 2/10 x 6/8 | \$408.08 | \$127.45 | \$508.62 | \$519.84 | \$524.48 | \$554.00 | \$151.34 |
| 3/0 x 6/8 | \$376.98 | \$127.45 | \$477.53 | \$488.75 | \$493.38 | \$522.90 | \$151.34 |
| Double Doors | | | | | | | |
| 3/0 x 6/8 | --- | --- | \$756.29 | \$767.51 | \$772.14 | \$801.66 | \$278.79 |
| 4/0 x 6/8 | --- | --- | \$790.17 | \$803.63 | \$809.19 | \$844.61 | \$280.20 |
| 5/0 x 6/8 | --- | --- | \$854.97 | \$868.43 | \$873.99 | \$909.41 | \$283.01 |
| 5/4 x 6/8 | --- | --- | \$871.17 | \$884.63 | \$890.19 | \$925.61 | \$283.01 |
| 6/0 x 6/8 | --- | --- | \$895.47 | \$908.93 | \$914.49 | \$949.91 | \$283.01 |
| Bifold Doors (w/1700 Trk & Hdwe) - Note: A bifold door ships as a boxed unit with frames KD. | | | | | | | |
| 2/0 x 6/8 | \$508.07 | \$107.96 | \$556.23 | \$567.45 | \$572.09 | \$601.61 | \$131.85 |
| 2/6 x 6/8 | \$523.62 | \$107.96 | \$571.79 | \$583.01 | \$587.64 | \$617.16 | \$131.85 |
| 2/8 x 6/8 | *Quick Ship | | | | | | |
| 3/0 x 6/8 | \$545.22 | \$107.96 | \$593.39 | \$604.61 | \$609.24 | \$638.76 | \$131.85 |
| Bifold Double Doors | | | | | | | |
| 4/0 x 6/8 | \$1,013.19 | \$212.69 | \$1,071.00 | \$1,084.46 | \$1,090.02 | \$1,125.44 | \$237.99 |
| 5/0 x 6/8 | \$1,044.35 | \$212.69 | \$1,102.16 | \$1,115.61 | \$1,121.18 | \$1,156.59 | \$240.80 |
| 5/4 x 6/8 | *Quick Ship | | | | | | |
| 6/0 x 6/8 | \$1,087.65 | \$212.69 | \$1,145.46 | \$1,158.92 | \$1,164.48 | \$1,199.90 | \$240.80 |
| HINGE COLOR OPTIONS (Std is US3/4 Brighter [Satin Brass]) [Hinge options are not available for bifold doors] Color Options: Bright Brass, Dull Chrome, Antique Brass, Antique Nickel, Satin Nickel, Oil Rubbed Bronze | | | | DOUBLE DOOR OPTIONS | | | |
| | | | | Std BB Hdwe, Oak Astragal | | ADD | |
| | | | | 1-3/8" Ball Catches (pair): | | \$45.60 | |
| | | | | Concealed Magnetic Catches (pr): | | \$97.78 | |
| | | | | T-Astragal & 2 flush bolts: | | \$272.34 | |
| Single Prehung Doors | | | ADD: | \$2.01 | T-Astragal & 1 flush bolt: | | \$206.03 |
| Double Prehung Doors | | | ADD: | \$4.02 | Strike & Flush Bolt Color Options: SC, AB, SN, AN, ORB | | |

*Quick Ship—Badger Three to Four Week Ship Program. Add one Week for Pre-finishing.



OAK DOORS

1-3/8" Rustic Shaker Flat 3-Panel

Standard Hinge: 3-1/2" Ball Bearing, US4 Brighter

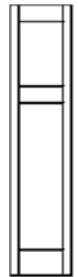
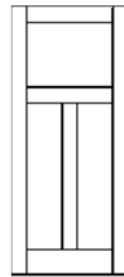
FINISH OPTIONS:

RAW: (Unfinished).

STAIN: Core Colors, see our selection guide /options on pages IM-U-2 & 3, and for a wider color pallet see our standard color fan-deck.

NOTE: CUSTOM COLOR PRICING ADD

15% TO THE CORE COLOR PREF. ADD ON BELOW.



ORSQ3C

ORBQ2C

| | DOOR SLABS | | PREHUNG DOORS w/Oak Veneer Jamb & Oak Colonial or Square Stops. (Casing NOT included.) | | | | |
|---|------------|------------------|--|----------------------------------|------------------------------------|-------------------------|------------------|
| | Raw | Core Pref Add-On | 4-9/16" Jamb Veneer Raw | 4-13/16" Jamb Veneer Raw | 5-1/4" Jamb Veneer Raw | 6-9/16" Jamb Veneer Raw | Core Pref Add-On |
| Single Doors | | | | | | | |
| 1/0 x 6/8 | | | | | | | *Quick Ship |
| 1/3 x 6/8 | | | | | | | *Quick Ship |
| 1/4 x 6/8 | | | | | | | *Quick Ship |
| 1/6 x 6/8 | \$344.00 | \$127.45 | \$444.54 | \$455.76 | \$460.40 | \$489.92 | \$151.34 |
| 1/8 x 6/8 | | | | | | | *Quick Ship |
| 1/10 x 6/8 | | | | | | | *Quick Ship |
| 2/0 x 6/8 | \$356.60 | \$127.45 | \$457.14 | \$468.36 | \$473.00 | \$502.52 | \$151.34 |
| 2/2 x 6/8 | | | | | | | *Quick Ship |
| 2/4 x 6/8 | \$382.28 | \$127.45 | \$482.82 | \$494.04 | \$498.68 | \$528.20 | \$151.34 |
| 2/6 x 6/8 | \$376.38 | \$127.45 | \$476.93 | \$488.15 | \$492.78 | \$522.30 | \$151.34 |
| 2/8 x 6/8 | \$384.51 | \$127.45 | \$485.06 | \$496.28 | \$500.91 | \$530.43 | \$151.34 |
| 2/10 x 6/8 | | | | | | | *Quick Ship |
| 3/0 x 6/8 | \$396.66 | \$127.45 | \$497.21 | \$508.43 | \$513.06 | \$542.58 | \$151.34 |
| Double Doors | | | | | | | |
| 3/0 x 6/8 | --- | --- | \$819.86 | \$831.08 | \$835.71 | \$865.23 | \$278.79 |
| 4/0 x 6/8 | --- | --- | \$854.70 | \$868.16 | \$873.72 | \$909.14 | \$280.20 |
| 5/0 x 6/8 | --- | --- | \$894.27 | \$907.73 | \$913.29 | \$948.71 | \$283.01 |
| 5/4 x 6/8 | --- | --- | \$910.53 | \$923.99 | \$929.55 | \$964.97 | \$283.01 |
| 6/0 x 6/8 | --- | --- | \$934.83 | \$948.29 | \$953.85 | \$989.27 | \$283.01 |
| Bifold Doors (w/1700 Trk & Hdwe) - Note: A bifold door ships as a boxed unit with frames KD. | | | | | | | |
| 2/0 x 6/8 | \$577.25 | \$107.96 | \$625.41 | \$636.63 | \$641.27 | \$670.79 | \$131.85 |
| 2/6 x 6/8 | \$592.85 | \$107.96 | \$641.01 | \$652.23 | \$656.87 | \$686.39 | \$131.85 |
| 2/8 x 6/8 | | | | | | | *Quick Ship |
| 3/0 x 6/8 | \$613.91 | \$107.96 | \$662.07 | \$673.29 | \$677.93 | \$707.45 | \$131.85 |
| Bifold Double Doors | | | | | | | |
| 4/0 x 6/8 | \$1,151.55 | \$212.69 | \$1,209.36 | \$1,222.82 | \$1,228.38 | \$1,263.80 | \$237.99 |
| 5/0 x 6/8 | \$1,182.80 | \$212.69 | \$1,240.61 | \$1,254.06 | \$1,259.63 | \$1,295.04 | \$240.80 |
| 5/4 x 6/8 | | | | | | | *Quick Ship |
| 6/0 x 6/8 | \$1,225.02 | \$212.69 | \$1,282.83 | \$1,296.29 | \$1,301.85 | \$1,337.27 | \$240.80 |
| HINGE COLOR OPTIONS (Std is US3/4 Brighter [Satin Brass]) [Hinge options are not available for bifold doors] Color Options: Bright Brass, Dull Chrome, Antique Brass, Antique Nickel, Satin Nickel, Oil Rubbed Bronze | | | | DOUBLE DOOR OPTIONS | | | |
| | | | | Std BB Hdwe, Oak Astragal | | ADD | |
| | | | | 1-3/8" Ball Catches (pair): | | \$45.60 | |
| | | | | Concealed Magnetic Catches (pr): | | \$97.78 | |
| | | | | T-Astragal & 2 flush bolts: | | \$272.34 | |
| Single Prehung Doors | | | ADD: | \$2.01 | T-Astragal & 1 flush bolt: | | \$206.03 |
| Double Prehung Doors | | | ADD: | \$4.02 | Strike & Flush Bolt Color Options: | | |

*Quick Ship—Badger Three to Four Week Ship Program. Add one Week for Pre-finishing.



OAK DOORS

1-3/8" Flat 2-Panel

Standard Hinge: 3-1/2" Ball Bearing, US4 Brighter

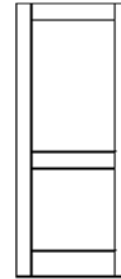
FINISH OPTIONS:

RAW: (Unfinished).

STAIN: Core Colors, see our selection guide /options on pages IM-U-2 & 3, and for a wider color pallet see our standard color fan-deck.

NOTE: CUSTOM COLOR PRICING ADD

15% TO THE CORE COLOR PREF. ADD ON BELOW.



OSQ2B



OBQ2B

| | DOOR SLABS | | PREHUNG DOORS w/Oak Veneer Jambs & Oak Colonial or Square Stops. (Casing NOT included.) | | | | |
|--|-------------|---------------------|---|-----------------------------|---|----------------------------|---------------------|
| | Raw | Core Pref Add-On | 4-9/16" Jamb Veneer Raw | 4-13/16" Jamb Veneer Raw | 5-1/4" Jamb Veneer Raw | 6-9/16" Jamb Veneer Raw | Core Pref Add-On |
| Single Doors | | | | | | | |
| 1/0 x 6/8 | *Quick Ship | | | | | | |
| 1/3 x 6/8 | *Quick Ship | | | | | | |
| 1/4 x 6/8 | *Quick Ship | | | | | | |
| 1/6 x 6/8 | \$304.29 | \$127.45 | \$404.84 | \$416.06 | \$420.69 | \$450.21 | \$151.34 |
| 1/8 x 6/8 | *Quick Ship | | | | | | |
| 1/10 x 6/8 | *Quick Ship | | | | | | |
| 2/0 x 6/8 | \$312.81 | \$127.45 | \$413.36 | \$424.58 | \$429.21 | \$458.73 | \$151.34 |
| 2/2 x 6/8 | *Quick Ship | | | | | | |
| 2/4 x 6/8 | \$350.70 | \$127.45 | \$451.25 | \$462.47 | \$467.10 | \$496.62 | \$151.34 |
| 2/6 x 6/8 | \$346.83 | \$127.45 | \$447.38 | \$458.60 | \$463.23 | \$492.75 | \$151.34 |
| 2/8 x 6/8 | \$355.32 | \$127.45 | \$455.87 | \$467.09 | \$471.72 | \$501.24 | \$151.34 |
| 2/10 x 6/8 | *Quick Ship | | | | | | |
| 3/0 x 6/8 | \$385.08 | \$127.45 | \$485.63 | \$496.85 | \$501.48 | \$531.00 | \$151.34 |
| Double Doors | | | | | | | |
| 3/0 x 6/8 | --- | --- | \$740.45 | \$751.67 | \$756.30 | \$785.82 | \$278.79 |
| 4/0 x 6/8 | --- | --- | \$767.13 | \$780.59 | \$786.15 | \$821.57 | \$280.20 |
| 5/0 x 6/8 | --- | --- | \$835.17 | \$848.63 | \$854.19 | \$889.61 | \$283.01 |
| 5/4 x 6/8 | --- | --- | \$852.15 | \$865.61 | \$871.17 | \$906.59 | \$283.01 |
| 6/0 x 6/8 | --- | --- | \$911.67 | \$925.13 | \$930.69 | \$966.11 | \$283.01 |
| Bifold Doors (w/1700 Trk & Hdwe) - Note: A bifold door ships as a boxed unit with frames KD. | | | | | | | |
| 2/0 x 6/8 | \$514.73 | \$107.96 | \$562.89 | \$574.11 | \$578.75 | \$608.27 | \$131.85 |
| 2/6 x 6/8 | \$544.58 | \$107.96 | \$592.74 | \$603.96 | \$608.60 | \$638.12 | \$131.85 |
| 2/8 x 6/8 | *Quick Ship | | | | | | |
| 3/0 x 6/8 | \$557.21 | \$107.96 | \$605.37 | \$616.59 | \$621.23 | \$650.75 | \$131.85 |
| Bifold Double Doors | | | | | | | |
| 4/0 x 6/8 | \$1,026.51 | \$212.69 | \$1,084.32 | \$1,097.78 | \$1,103.34 | \$1,138.76 | \$237.99 |
| 5/0 x 6/8 | \$1,086.26 | \$212.69 | \$1,144.07 | \$1,157.52 | \$1,163.09 | \$1,198.50 | \$240.80 |
| 5/4 x 6/8 | *Quick Ship | | | | | | |
| 6/0 x 6/8 | \$1,111.62 | \$212.69 | \$1,169.43 | \$1,182.89 | \$1,188.45 | \$1,223.87 | \$240.80 |
| HINGE COLOR OPTIONS (Std is US3/4 Brighter [Satin Brass]) [Hinge options are not available for bifold doors] Color Options: Bright Brass, Dull Chrome, Antique Brass, Antique Nickel, Satin Nickel, Oil Rubbed Bronze | | | | | DOUBLE DOOR OPTIONS | | |
| | | | | | Std BB Hdwe, Oak Astragal | | ADD |
| | | | | | 1-3/8" Ball Catches (pair): | | \$45.60 |
| | | | | | Concealed Magnetic Catches (pr): | | \$97.78 |
| | | | | | T-Astragal & 2 flush bolts: | | \$272.34 |
| Single Prehung Doors | | | ADD: | \$2.01 | T-Astragal & 1 flush bolt: | | |
| Double Prehung Doors | | | ADD: | \$4.02 | Strike & Flush Bolt Color Options: SC, AB, SN, AN, ORB | | |

*Quick Ship—Badger Three to Four Week Ship Program. Add one Week for Pre-finishing.



OAK DOORS

1-3/8" Flat 3-Panel

Standard Hinge: 3-1/2" Ball Bearing, US4 Brighter

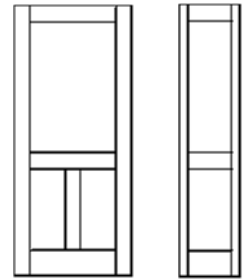
FINISH OPTIONS:

RAW: (Unfinished).

STAIN: Core Colors, see our selection guide /options on pages IM-U-2 & 3, and for a wider color pallet see our standard color fan-deck.

NOTE: CUSTOM COLOR PRICING ADD

15% TO THE CORE COLOR PREF. ADD ON BELOW.



OSQ3B

OBQ2B

| | DOOR SLABS | | PREHUNG DOORS w/Oak Veneer Jambs & Oak Colonial or Square Stops. (Casing NOT included.) | | | | |
|--|-------------|------------------|---|--------------------------|---|-------------------------|------------------|
| | Raw | Core Pref Add-On | 4-9/16" Jamb Veneer Raw | 4-13/16" Jamb Veneer Raw | 5-1/4" Jamb Veneer Raw | 6-9/16" Jamb Veneer Raw | Core Pref Add-On |
| Single Doors | | | | | | | |
| 1/0 x 6/8 | *Quick Ship | | | | | | |
| 1/3 x 6/8 | *Quick Ship | | | | | | |
| 1/4 x 6/8 | *Quick Ship | | | | | | |
| 1/6 x 6/8 | *Quick Ship | | | | | | |
| 1/8 x 6/8 | *Quick Ship | | | | | | |
| 1/10 x 6/8 | *Quick Ship | | | | | | |
| 2/0 x 6/8 | *Quick Ship | | | | | | |
| 2/2 x 6/8 | *Quick Ship | | | | | | |
| 2/4 x 6/8 | *Quick Ship | | | | | | |
| 2/6 x 6/8 | *Quick Ship | | | | | | |
| 2/8 x 6/8 | *Quick Ship | | | | | | |
| 2/10 x 6/8 | *Quick Ship | | | | | | |
| 3/0 x 6/8 | *Quick Ship | | | | | | |
| Double Doors | | | | | | | |
| 3/0 x 6/8 | *Quick Ship | | | | | | |
| 4/0 x 6/8 | *Quick Ship | | | | | | |
| 5/0 x 6/8 | *Quick Ship | | | | | | |
| 5/4 x 6/8 | *Quick Ship | | | | | | |
| 6/0 x 6/8 | *Quick Ship | | | | | | |
| Bifold Doors (w/1700 Trk & Hdwe) - Note: A bifold door ships as a boxed unit with frames KD. | | | | | | | |
| 2/0 x 6/8 | \$514.73 | \$107.96 | \$562.89 | \$574.11 | \$578.75 | \$608.27 | \$131.85 |
| 2/6 x 6/8 | \$544.58 | \$107.96 | \$592.74 | \$603.96 | \$608.60 | \$638.12 | \$131.85 |
| 2/8 x 6/8 | *Quick Ship | | | | | | |
| 3/0 x 6/8 | \$557.21 | \$107.96 | \$605.37 | \$616.59 | \$621.23 | \$650.75 | \$131.85 |
| Bifold Double Doors | | | | | | | |
| 4/0 x 6/8 | \$1,026.51 | \$212.69 | \$1,084.32 | \$1,097.78 | \$1,103.34 | \$1,138.76 | \$237.99 |
| 5/0 x 6/8 | \$1,086.26 | \$212.69 | \$1,144.07 | \$1,157.52 | \$1,163.09 | \$1,198.50 | \$240.80 |
| 5/4 x 6/8 | *Quick Ship | | | | | | |
| 6/0 x 6/8 | \$1,111.62 | \$212.69 | \$1,169.43 | \$1,182.89 | \$1,188.45 | \$1,223.87 | \$240.80 |
| HINGE COLOR OPTIONS (Std is US3/4 Brighter [Satin Brass]) [Hinge options are not available for bifold doors] Color Options: Bright Brass, Dull Chrome, Antique Brass, Antique Nickel, Satin Nickel, Oil Rubbed Bronze | | | | | DOUBLE DOOR OPTIONS | | |
| | | | | | Std BB Hdwe, Oak Astragal | | ADD |
| | | | | | 1-3/8" Ball Catches (pair): | | \$45.60 |
| | | | | | Concealed Magnetic Catches (pr): | | \$97.78 |
| | | | | | T-Astragal & 2 flush bolts: | | \$272.34 |
| Single Prehung Doors | | | ADD: | \$2.01 | T-Astragal & 1 flush bolt: \$206.03 | | |
| Double Prehung Doors | | | ADD: | \$4.02 | Strike & Flush Bolt Color Options: SC. AB. SN. AN. ORB | | |

*Quick Ship—Badger Three to Four Week Ship Program. Add one Week for Pre-finishing.



OAK LITED DOORS

Standard Hinge: 3-1/2" Ball Bearing, US3/4 Brighter

See Our Wide Selection of Finish Options on Catalog Pages IM-U-2-3.

NOTE: CUSTOM COLOR PRICING ADD 15% TO THE CORE PREF. ADD ON BELOW

DOOR SLABS & PREHUNG DOORS - 6'8"

|  | 1-3/8" TDL FLAT GLASS (OST) | | | | | | | |
|---|---|-------------------|---|--------------------------|---|-------------------------|-------------------|----------|
| | DOOR SLABS | | PREHUNG DOORS w/Oak Veneer Jambs & Oak Colonial or Square Stops. (Casing NOT included.) | | | | | |
| | Raw | Core Pref Add-On | 4-9/16" Jamb Veneer Raw | 4-13/16" Jamb Veneer Raw | 5-1/4" Jamb Veneer Raw | 6-9/16" Jamb Veneer Raw | Core Pref Add-On | |
| Single Doors | | | | | | | | |
| 2/0 x 6/8 (10L) | \$474.05 | \$159.11 | \$574.59 | \$585.81 | \$590.45 | \$619.97 | \$183.00 | |
| 2/4 x 6/8 (15L) | *Quick Ship | | | | | | | |
| 2/6 x 6/8 (15L) | \$491.00 | \$159.11 | \$591.54 | \$602.76 | \$607.40 | \$636.92 | \$183.00 | |
| 2/8 x 6/8 (15L) | \$507.96 | \$159.11 | \$608.51 | \$619.73 | \$624.36 | \$653.88 | \$183.00 | |
| 3/0 x 6/8 (15L) | \$524.91 | \$159.11 | \$625.46 | \$636.68 | \$641.31 | \$670.83 | \$183.00 | |
| Double Doors | | | | | | | | |
| 4/0 x 6/8 (10L) | --- | --- | \$1,089.60 | \$1,103.06 | \$1,108.62 | \$1,144.04 | \$343.52 | |
| 5/0 x 6/8 (15L) | --- | --- | \$1,123.50 | \$1,136.96 | \$1,142.52 | \$1,177.94 | \$346.32 | |
| 5/4 x 6/8 (15L) | --- | --- | \$1,157.43 | \$1,170.89 | \$1,176.45 | \$1,211.87 | \$346.32 | |
| 6/0 x 6/8 (15L) | --- | --- | \$1,191.33 | \$1,204.79 | \$1,210.35 | \$1,245.77 | \$346.32 | |
|  | 1-3/8" TDL BEVELED GLASS (OSU) *** Must specify V-groove to hinge side or stop side. *** | | | | | | | |
| | DOOR SLABS | | PREHUNG DOORS w/Oak Veneer Jambs & Oak Colonial or Square Stops. (Casing NOT included.) | | | | | |
| | Raw | Core Pref. Add-On | 4-9/16" Jamb Veneer Raw | 4-13/16" Jamb Veneer Raw | 5-1/4" Jamb Veneer Raw | 6-9/16" Jamb Veneer Raw | Core Pref. Add-On | |
| Single Doors | | | | | | | | |
| 2/0 x 6/8 (10L) | *Quick Ship | | | | | | | |
| 2/6 x 6/8 (15L) | *Quick Ship | | | | | | | |
| 2/8 x 6/8 (15L) | *Quick Ship | | | | | | | |
| 3/0 x 6/8 (15L) | *Quick Ship | | | | | | | |
| Double Doors | | | | | | | | |
| 4/0 x 6/8 (10L) | --- | --- | *Quick Ship | | | | | |
| 5/0 x 6/8 (15L) | --- | --- | *Quick Ship | | | | | |
| 5/4 x 6/8 (15L) | --- | --- | *Quick Ship | | | | | |
| 6/0 x 6/8 (15L) | --- | --- | *Quick Ship | | | | | |
| HINGE COLOR OPTIONS (Std is US3/4 Brighter [Satin Brass]) Color Options: Bright Brass, Dull Chrome, Antique Brass, Antique Nickel, Satin Nickel, Oil Rubbed Bronze | | | | | DOUBLE DOOR OPTIONS | | | |
| | | | | | Std BB Hdwe, Oak Astragal | | ADD | |
| | | | | | 1-3/8" Ball Catches (pair): | | \$45.60 | |
| | | | | | Concealed Magnetic Catches (pr): | | \$97.78 | |
| | | | | | T-Astragal & 2 flush bolts: | | \$272.34 | |
| Single Prehung Doors | | | ADD: | \$2.01 | T-Astragal & 1 flush bolt: | | | \$206.03 |
| Double Prehung Doors | | | ADD: | \$4.02 | Strike & Flush Bolt Color Options: SC AB SN AN ORB | | | |

*Quick Ship—Badger Three to Four Week Ship Program. Add one Week for Pre-finishing.


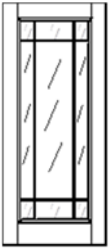
OAK LITED DOORS

Standard Hinge: 3-1/2" Ball Bearing, US3/4 Brighter

See Our Wide Selection of Finish Options on Catalog Pages IM-U-2-3.

NOTE: CUSTOM COLOR PRICING ADD 15% TO THE CORE PREF. ADD ON BELOW

DOOR SLABS & PREHUNG DOORS - 6'8"

| | | | | | | | |
|--|--|-------------------|---|--------------------------|---|-------------------------|-------------------|
|  | 1-3/8" V-GROOVE GLASS (OSD) *** Must specify V-groove to hinge side or stop side. *** | | | | | | |
| | DOOR SLABS | | PREHUNG DOORS w/Oak Veneer Jambs & Oak Colonial or Square Stops. (Casing NOT included.) | | | | |
| | Raw | Core Pref. Add-On | 4-9/16" Jamb Veneer Raw | 4-13/16" Jamb Veneer Raw | 5-1/4" Jamb Veneer Raw | 6-9/16" Jamb Veneer Raw | Core Pref. Add-On |
| Single Doors | | | | | | | |
| 2/0 x 6/8 | *Quick Ship | | | | | | |
| 2/6 x 6/8 | \$876.05 | \$159.11 | \$976.59 | \$987.81 | \$992.45 | \$1,021.97 | \$183.00 |
| 2/8 x 6/8 | *Quick Ship | | | | | | |
| 3/0 x 6/8 | \$1,177.88 | \$159.11 | \$1,278.42 | \$1,289.64 | \$1,294.28 | \$1,323.80 | \$183.00 |
| Double Doors | | | | | | | |
| 4/0 x 6/8 | --- | --- | *Quick Ship | | | | |
| 5/0 x 6/8 | --- | --- | \$1,893.60 | \$1,907.06 | \$1,912.62 | \$1,948.04 | \$346.32 |
| 5/4 x 6/8 | --- | --- | *Quick Ship | | | | |
| 6/0 x 6/8 | --- | --- | \$2,497.26 | \$2,510.72 | \$2,516.28 | \$2,551.70 | \$346.32 |
|  | 1-3/8" PRAIRIEVIEW TDL GLASS (OSW) | | | | | | |
| | DOOR SLABS | | PREHUNG DOORS w/Oak Veneer Jambs & Oak Colonial or Square Stops. (Casing NOT included.) | | | | |
| | Raw | Core Pref. Add-On | 4-9/16" Jamb Veneer Raw | 4-13/16" Jamb Veneer Raw | 5-1/4" Jamb Veneer Raw | 6-9/16" Jamb Veneer Raw | Core Pref. Add-On |
| Single Doors | | | | | | | |
| 2/0 x 6/8 | \$682.16 | \$159.11 | \$782.70 | \$793.92 | \$798.56 | \$828.08 | \$183.00 |
| 2/6 x 6/8 | \$832.04 | \$159.11 | \$932.58 | \$943.80 | \$948.44 | \$977.96 | \$183.00 |
| 2/8 x 6/8 | *Quick Ship | *Quick Ship | *Quick Ship | *Quick Ship | *Quick Ship | *Quick Ship | *Quick Ship |
| 3/0 x 6/8 | \$881.07 | \$159.11 | \$981.62 | \$992.84 | \$997.47 | \$1,026.99 | \$183.00 |
| Double Doors | | | | | | | |
| 4/0 x 6/8 | --- | --- | \$1,505.82 | \$1,519.28 | \$1,524.84 | \$1,560.26 | \$343.52 |
| 5/0 x 6/8 | --- | --- | \$1,805.58 | \$1,819.04 | \$1,824.60 | \$1,860.02 | \$346.32 |
| 5/4 x 6/8 | --- | --- | *Quick Ship | *Quick Ship | *Quick Ship | *Quick Ship | *Quick Ship |
| 6/0 x 6/8 | --- | --- | \$1,903.65 | \$1,917.11 | \$1,922.67 | \$1,958.09 | \$346.32 |
| HINGE COLOR OPTIONS (Std is US3/4 Brighter [Satin Brass]) Color Options: Bright Brass, Dull Chrome, Antique Brass, Antique Nickel, Satin Nickel, Oil Rubbed Bronze | | | | | DOUBLE DOOR OPTIONS | | |
| | | | | | Std BB Hdwe, Oak Astragal | | ADD |
| | | | | | 1-3/8" Ball Catches (pair): | | \$45.60 |
| | | | | | Concealed Magnetic Catches (pr): | | \$97.78 |
| | | | | | T-Astragal & 2 flush bolts: | | \$272.34 |
| Single Prehung Doors | | | ADD: | \$2.01 | T-Astragal & 1 flush bolt: | | |
| Double Prehung Doors | | | ADD: | \$4.02 | Strike & Flush Bolt Color Options: SC AB SN AN ORB | | |

*Quick Ship—Badger Three to Four Week Ship Program. Add one Week for Pre-finishing.

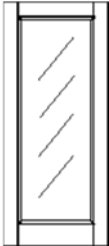
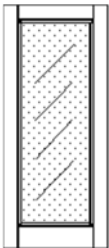
OAK LITED DOORS

Standard Hinge: 3-1/2" Ball Bearing, US3/4 Brighter

See Our Wide Selection of Finish Options on Catalog Pages IM-U-2-3.

NOTE: CUSTOM COLOR PRICING ADD 15% TO THE CORE PREF. ADD ON BELOW

DOOR SLABS & PREHUNG DOORS - 6'8"

|  | 1-3/8" FULL LITE FLAT GLASS (OSA) | | | | | | | |
|---|---|----------------------|---|-----------------------------|---|----------------------------|----------------------|----------|
| | DOOR SLABS | | PREHUNG DOORS w/Oak Veneer Jambs & Oak Colonial or Square Stops. (Casing NOT included.) | | | | | |
| | Raw | Core Pref. Add-On | 4-9/16" Jamb Veneer Raw | 4-13/16" Jamb Veneer Raw | 5-1/4" Jamb Veneer Raw | 6-9/16" Jamb Veneer Raw | Core Pref. Add-On | |
| Single Doors | | | | | | | | |
| 1/6 x 6/8 | *Quick Ship | | | | | | | |
| 2/0 x 6/8 | \$423.30 | \$159.11 | \$523.85 | \$535.07 | \$539.70 | \$569.22 | \$183.00 | |
| 2/4 x 6/8 | *Quick Ship | | | | | | | |
| 2/6 x 6/8 | \$496.92 | \$159.11 | \$597.47 | \$608.69 | \$613.32 | \$642.84 | \$183.00 | |
| 2/8 x 6/8 | \$515.33 | \$159.11 | \$615.87 | \$627.09 | \$631.73 | \$661.25 | \$183.00 | |
| 3/0 x 6/8 | \$515.33 | \$159.11 | \$615.87 | \$627.09 | \$631.73 | \$661.25 | \$183.00 | |
| Double Doors | | | | | | | | |
| 4/0 x 6/8 | --- | --- | \$988.11 | \$1,001.57 | \$1,007.13 | \$1,042.55 | \$343.52 | |
| 5/0 x 6/8 | --- | --- | \$1,135.35 | \$1,148.81 | \$1,154.37 | \$1,189.79 | \$346.32 | |
| 6/0 x 6/8 | --- | --- | \$1,172.16 | \$1,185.62 | \$1,191.18 | \$1,226.60 | \$346.32 | |
|  | 1-3/8" FULL LITE SATIN GLASS (OSAS) *** IMPORTANT: When placing order, specify which side of door (hinge or stop) satin glass is on. *** | | | | | | | |
| | DOOR SLABS | | PREHUNG DOORS w/Oak Veneer Jambs & Oak Colonial or Square Stops. (Casing NOT included.) | | | | | |
| | Raw | Core Pref. Add-On | 4-9/16" Jamb Veneer Raw | 4-13/16" Jamb Veneer Raw | 5-1/4" Jamb Veneer Raw | 6-9/16" Jamb Veneer Raw | Core Pref. Add-On | |
| Single Doors | | | | | | | | |
| 1/6 x 6/8 | *Quick Ship | | | | | | | |
| 2/0 x 6/8 | \$772.98 | \$159.11 | \$873.53 | \$884.75 | \$889.38 | \$918.90 | \$183.00 | |
| 2/4 x 6/8 | *Quick Ship | | | | | | | |
| 2/6 x 6/8 | \$876.05 | \$159.11 | \$976.59 | \$987.81 | \$992.45 | \$1,021.97 | \$183.00 | |
| 2/8 x 6/8 | *Quick Ship | | | | | | | |
| 3/0 x 6/8 | \$894.45 | \$159.11 | \$995.00 | \$1,006.22 | \$1,010.85 | \$1,040.37 | \$183.00 | |
| Double Doors | | | | | | | | |
| 4/0 x 6/8 | --- | --- | \$1,687.47 | \$1,700.93 | \$1,706.49 | \$1,741.91 | \$343.52 | |
| 5/0 x 6/8 | --- | --- | \$1,893.60 | \$1,907.06 | \$1,912.62 | \$1,948.04 | \$346.32 | |
| 6/0 x 6/8 | --- | --- | \$1,930.41 | \$1,943.87 | \$1,949.43 | \$1,984.85 | \$346.32 | |
| HINGE COLOR OPTIONS (Std is US3/4 Brighter [Satin Brass]) Color Options: Bright Brass, Dull Chrome, Antique Brass, Antique Nickel, Satin Nickel, Oil Rubbed Bronze | | | | | DOUBLE DOOR OPTIONS | | | |
| | | | | | Std BB Hdwe, Oak Astragal | | ADD | |
| | | | | | 1-3/8" Ball Catches (pair): | | \$45.60 | |
| | | | | | Concealed Magnetic Catches (pr): | | \$97.78 | |
| | | | | | T-Astragal & 2 flush bolts: | | \$272.34 | |
| Single Prehung Doors | | | ADD: | \$2.01 | T-Astragal & 1 flush bolt: | | | \$206.03 |
| Double Prehung Doors | | | ADD: | \$4.02 | Strike & Flush Bolt Color Options: SC, AB, SN, AN, ORB | | | |

*Quick Ship—Badger Three to Four Week Ship Program. Add one Week for Pre-finishing.

OAK LITED DOORS

Standard Hinge: 3-1/2" Ball Bearing, US3/4 Brighter

See Our Wide Selection of Finish Options on Catalog Pages IM-U-2-3.

NOTE: CUSTOM COLOR PRICING ADD 15% TO THE CORE PREF. ADD ON BELOW

DOOR SLABS & PREHUNG DOORS - 6'8"



1-3/8" 1-LITE SATIN GLASS PANTRY (OSZ)

*** IMPORTANT: When placing order, must specify which side of door "Pantry" is read (hinge or stop). ***

DOOR SLABS

PREHUNG DOORS w/Oak Veneer Jambs & Oak Colonial or Square Stops. (Casing NOT included.)

Raw

Core Pref.
Add-On

4-9/16" Jamb
Veneer Raw

4-13/16" Jamb
Veneer Raw

5-1/4" Jamb
Veneer Raw

6-9/16" Jamb
Veneer Raw

Core Pref.
Add-On

Single Doors

| | | | | | | | |
|-----------|----------|----------|----------|----------|----------|------------|----------|
| 2/0 x 6/8 | \$772.98 | \$159.11 | \$873.53 | \$884.75 | \$889.38 | \$918.90 | \$183.00 |
| 2/4 x 6/8 | \$846.60 | \$159.11 | \$947.15 | \$958.37 | \$963.00 | \$992.52 | \$183.00 |
| 2/6 x 6/8 | \$865.01 | \$159.11 | \$965.55 | \$976.77 | \$981.41 | \$1,010.93 | \$183.00 |
| 2/8 x 6/8 | \$883.41 | \$159.11 | \$983.96 | \$995.18 | \$999.81 | \$1,029.33 | \$183.00 |
| 3/0 x 6/8 | \$883.41 | \$159.11 | \$983.96 | \$995.18 | \$999.81 | \$1,029.33 | \$183.00 |

Double Doors

| | | | | | | | |
|-----------|-----|-----|------------|------------|------------|------------|----------|
| 4/0 x 6/8 | --- | --- | \$1,687.47 | \$1,700.93 | \$1,706.49 | \$1,741.91 | \$343.52 |
| 5/0 x 6/8 | --- | --- | \$1,871.52 | \$1,884.98 | \$1,890.54 | \$1,925.96 | \$346.32 |
| 6/0 x 6/8 | --- | --- | \$1,908.33 | \$1,921.79 | \$1,927.35 | \$1,962.77 | \$346.32 |

HINGE COLOR OPTIONS (Std is US3/4 Brighter [Satin Brass])

Color Options: Bright Brass, Dull Chrome, Antique Brass,
Antique Nickel, Satin Nickel, Oil Rubbed Bronze

DOUBLE DOOR OPTIONS

Std BB Hdwe, Oak Astragal

ADD

1-3/8" Ball Catches (pair):

\$45.60

Concealed Magnetic Catches (pr):

\$97.78

T-Astragal & 2 flush bolts:

\$272.34

T-Astragal & 1 flush bolt:

\$206.03

Single Prehung Doors

ADD:

\$2.01

Double Prehung Doors

ADD:

\$4.02

Strike & Flush Bolt Color Options:
SC, AB, SN, AN, ORB

MAPLE INTERIOR DOORS

| Description | Badger Door Code | Page |
|---------------------------|------------------|--------|
| Hollow Core Flush | (MSH) | IM-C-2 |
| Solid Core Flush | (MSX) | IM-C-3 |
| Raised 6-Panel | (MSP) | IM-C-4 |
| Round Top Raised 2-Panel | (MS2R) | IM-C-5 |
| Flat 3-Panel | (MSQ3C) | IM-C-6 |
| Flat 2-Panel | (MSQ2B) | IM-C-7 |
| TDL Flat Glass | (MST) | IM-C-8 |
| Prairieview Glass | (MSW) | IM-C-8 |
| Full Lite – Flat Glass | (MSA) | IM-C-9 |
| Pantry 1-Lite Satin Glass | (MSZ) | IM-C-9 |



Prices and specifications are subject to change without notice.



*Quick Ship—Badger Three to Four Week Ship Program. Add one Week for Pre-finishing.

MAPLE DOORS

1-3/8" Hollow Core Flush

Standard Hinge: 3-1/2" Plain Bearing, US3/4 Brighter

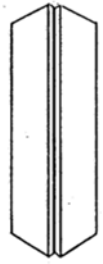
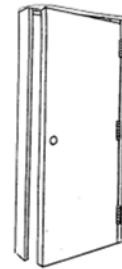
FINISH OPTIONS:

RAW: (Unfinished).

STAIN: Core Colors, see our selection guide /options on pages IM-U-2 & 3, and for a wider color pallet see our standard color fan-deck.

NOTE: CUSTOM COLOR PRICING ADD

15% TO THE CORE COLOR PREF. ADD ON BELOW.



MSH (6"8")

MBH (6"8")

| | DOOR SLABS | | PREHUNG DOORS (Must specify handing) w/Maple Veneer Jambs & Maple Colonial or Square Stops. (Casing NOT included.) | | | | | |
|--|-------------|----------------------|--|-----------------------------|---|----------------------------|----------------------|----------|
| | Raw | Core Pref. Add-On | 4-9/16" Jamb Veneer Raw | 4-13/16" Jamb Veneer Raw | 5-1/4" Jamb Veneer Raw | 6-9/16" Jamb Veneer Raw | Core Pref. Add-On | |
| Single Doors | | | | | | | | |
| 1/0 x 6/8 | *Quick Ship | | | | | | | |
| 1/2 x 6/8 | *Quick Ship | | | | | | | |
| 1/4 x 6/8 | *Quick Ship | | | | | | | |
| 1/6 x 6/8 | \$177.66 | \$76.30 | \$292.59 | \$303.11 | \$302.40 | \$317.34 | \$100.20 | |
| 1/8 x 6/8 | *Quick Ship | | | | | | | |
| 1/10 x 6/8 | *Quick Ship | | | | | | | |
| 2/0 x 6/8 | \$193.82 | \$76.30 | \$308.75 | \$319.26 | \$318.56 | \$333.50 | \$100.20 | |
| 2/2 x 6/8 | *Quick Ship | | | | | | | |
| 2/4 x 6/8 | \$207.11 | \$76.30 | \$322.04 | \$332.55 | \$331.85 | \$346.79 | \$100.20 | |
| 2/6 x 6/8 | \$207.11 | \$76.30 | \$322.04 | \$332.55 | \$331.85 | \$346.79 | \$100.20 | |
| 2/8 x 6/8 | \$216.84 | \$76.30 | \$331.77 | \$342.29 | \$341.58 | \$356.52 | \$100.20 | |
| 2/10 x 6/8 | *Quick Ship | | | | | | | |
| 3/0 x 6/8 | \$233.96 | \$76.30 | \$348.89 | \$359.40 | \$358.70 | \$373.64 | \$100.20 | |
| Double Doors | | | | | | | | |
| 3/0 x 6/8 | --- | --- | \$504.60 | \$515.12 | \$514.41 | \$529.35 | \$176.49 | |
| 4/0 x 6/8 | --- | --- | \$546.90 | \$559.52 | \$558.68 | \$576.59 | \$177.90 | |
| 5/0 x 6/8 | --- | --- | \$573.48 | \$586.10 | \$585.26 | \$603.17 | \$180.71 | |
| 5/4 x 6/8 | --- | --- | \$592.95 | \$605.57 | \$604.73 | \$622.64 | \$180.71 | |
| 6/0 x 6/8 | --- | --- | \$627.18 | \$639.80 | \$638.96 | \$656.87 | \$180.71 | |
| Bifold Doors (w/1838FD Trk & Hdwe) - Note: A bifold door ships as a boxed unit with frames KD. | | | | | | | | |
| 2/0 x 6/8 | \$337.50 | \$81.17 | \$387.42 | \$397.94 | \$397.23 | \$412.17 | \$105.06 | |
| 2/4 x 6/8 | *Quick Ship | | | | | | | |
| 2/6 x 6/8 | \$367.71 | \$81.17 | \$417.63 | \$428.15 | \$427.44 | \$442.38 | \$105.06 | |
| 2/8 x 6/8 | *Quick Ship | | | | | | | |
| 3/0 x 6/8 | \$420.14 | \$81.17 | \$470.06 | \$480.57 | \$479.87 | \$494.81 | \$105.06 | |
| Bifold Double Doors | | | | | | | | |
| 4/0 x 6/8 | \$674.15 | \$159.11 | \$734.06 | \$746.67 | \$745.83 | \$763.74 | \$184.41 | |
| 5/0 x 6/8 | \$735.41 | \$159.11 | \$795.32 | \$807.93 | \$807.09 | \$825.00 | \$187.22 | |
| 5/4 x 6/8 | *Quick Ship | | | | | | | |
| 6/0 x 6/8 | \$840.60 | \$159.11 | \$900.51 | \$913.13 | \$912.29 | \$930.20 | \$187.22 | |
| HINGE COLOR OPTIONS (Std is US3/4 Brighter [Satin Brass]) [Hinge options are not available for bifold doors] Color Options: Bright Brass, Dull Chrome, Antique Brass, Antique Nickel, Satin Nickel, Oil Rubbed Bronze | | | | | DOUBLE DOOR OPTIONS | | | |
| | | | | | Std BB Hdwe, Maple Astragal | | ADD | |
| | | | | | 1-3/8" Ball Catches (pair): | | \$45.60 | |
| | | | | | Concealed Magnetic Catches (pr): | | \$97.78 | |
| | | | | | T-Astragal & 2 flush bolts: | | \$304.88 | |
| Single Prehung Doors | | | ADD: | -\$1.32 | T-Astragal & 1 flush bolt: | | | \$238.57 |
| Double Prehung Doors | | | ADD: | -\$2.64 | Strike & Flush Bolt Color Options: SC, AB, SN, AN, ORB | | | |

*Quick Ship—Badger Three to Four Week Ship Program. Add one Week for Pre-finishing.

MAPLE DOORS

1-3/8" Solid Core Flush

Standard Hinge: 3-1/2" Ball Bearing, US4 Brighter

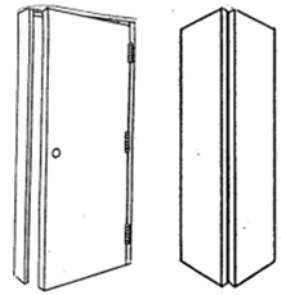
FINISH OPTIONS:

RAW: (Unfinished).

STAIN: Core Colors, see our selection guide /options on pages IM-U-2 & 3, and for a wider color pallet see our standard color fan-deck.

NOTE: CUSTOM COLOR PRICING ADD

15% TO THE CORE COLOR PREF. ADD ON BELOW.



MSX

MBX

| | DOOR SLABS | | PREHUNG DOORS (Must specify handing) w/Maple Veneer Jamb & Maple Colonial or Square Stops. (Casing NOT included.) | | | | |
|--|-------------|----------------------|---|-----------------------------|---|----------------------------|----------------------|
| | Raw | Core Pref. Add-On | 4-9/16" Jamb Veneer Raw | 4-13/16" Jamb Veneer Raw | 5-1/4" Jamb Veneer Raw | 6-9/16" Jamb Veneer Raw | Core Pref. Add-On |
| Single Doors | | | | | | | |
| 1/0 x 6/8 | *Quick Ship | | | | | | |
| 1/4 x 6/8 | *Quick Ship | | | | | | |
| 1/6 x 6/8 | \$294.33 | \$107.96 | \$408.63 | \$419.15 | \$418.44 | \$433.38 | \$151.34 |
| 1/8 x 6/8 | *Quick Ship | | | | | | |
| 1/10 x 6/8 | *Quick Ship | | | | | | |
| 2/0 x 6/8 | \$294.33 | \$107.96 | \$408.63 | \$419.15 | \$418.44 | \$433.38 | \$151.34 |
| 2/2 x 6/8 | *Quick Ship | | | | | | |
| 2/4 x 6/8 | \$324.30 | \$107.96 | \$438.60 | \$449.12 | \$448.41 | \$463.35 | \$151.34 |
| 2/6 x 6/8 | \$324.30 | \$107.96 | \$438.60 | \$449.12 | \$448.41 | \$463.35 | \$151.34 |
| 2/8 x 6/8 | \$340.32 | \$107.96 | \$454.62 | \$465.14 | \$464.43 | \$479.37 | \$151.34 |
| 2/10 x 6/8 | *Quick Ship | | | | | | |
| 3/0 x 6/8 | \$372.26 | \$107.96 | \$486.56 | \$497.07 | \$496.37 | \$511.31 | \$151.34 |
| Double Doors | | | | | | | |
| 3/0 x 6/8 | --- | --- | \$736.68 | \$747.20 | \$746.49 | \$761.43 | \$239.82 |
| 4/0 x 6/8 | --- | --- | \$746.67 | \$759.29 | \$758.45 | \$776.36 | \$239.82 |
| 5/0 x 6/8 | --- | --- | \$806.61 | \$819.23 | \$818.39 | \$836.30 | \$244.04 |
| 5/4 x 6/8 | --- | --- | \$838.65 | \$851.27 | \$850.43 | \$868.34 | \$244.04 |
| 6/0 x 6/8 | --- | --- | \$902.52 | \$915.14 | \$914.30 | \$932.21 | \$244.04 |
| Bifold Doors (w/111FD Trk & Hdwe) - Note: A bifold door ships as a boxed unit with frames KD. | | | | | | | |
| 2/0 x 6/8 | *Quick Ship | | | | | | |
| 2/6 x 6/8 | *Quick Ship | | | | | | |
| 2/8 x 6/8 | *Quick Ship | | | | | | |
| 3/0 x 6/8 | *Quick Ship | | | | | | |
| Bifold Double Doors | | | | | | | |
| 4/0 x 6/8 | *Quick Ship | | | | | | |
| 5/0 x 6/8 | *Quick Ship | | | | | | |
| 5/4 x 6/8 | *Quick Ship | | | | | | |
| 6/0 x 6/8 | *Quick Ship | | | | | | |
| HINGE COLOR OPTIONS (Std is US3/4 Brighter [Satin Brass]) [Hinge options are not available for bifold doors] Color Options: Bright Brass, Dull Chrome, Antique Brass, Antique Nickel, Satin Nickel, Oil Rubbed Bronze | | | | | DOUBLE DOOR OPTIONS | | |
| | | | | | Std BB Hdwe, Maple Astragal | | ADD |
| | | | | | 1-3/8" Ball Catches (pair): | | \$45.60 |
| | | | | | Concealed Magnetic Catches (pr): | | \$97.78 |
| | | | | | T-Astragal & 2 flush bolts: | | \$304.88 |
| Single Prehung Doors | | | ADD: | \$2.01 | T-Astragal & 1 flush bolt: | | \$238.57 |
| Double Prehung Doors | | | ADD: | \$4.02 | Strike & Flush Bolt Color Options: SC, AB, SN, AN, ORB | | |

*Quick Ship—Badger Three to Four Week Ship Program. Add one Week for Pre-finishing.



MAPLE DOORS

1-3/8" Raised 6-Panel

Standard Hinge: 3-1/2" Ball Bearing, US4 Brighter

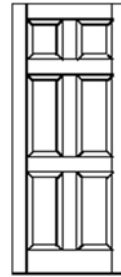
FINISH OPTIONS:

RAW: (Unfinished).

STAIN: Core Colors, see our selection guide /options on pages IM-U-2 & 3, and for a wider color pallet see our standard color fan-deck.

NOTE: CUSTOM COLOR PRICING ADD

15% TO THE CORE COLOR PREF. ADD ON BELOW.



MSP

MBP

| | DOOR SLABS | | PREHUNG DOORS (Must specify handing) w/Maple Veneer Jamb & Maple Colonial or Square Stops. (Casing NOT included.) | | | | |
|---|------------|-------------------|---|----------------------------------|---|-------------------------|-------------------|
| | Raw | Core Pref. Add-On | 4-9/16" Jamb Veneer Raw | 4-13/16" Jamb Veneer Raw | 5-1/4" Jamb Veneer Raw | 6-9/16" Jamb Veneer Raw | Core Pref. Add-On |
| Single Doors | | | | | | | |
| 1/0 x 6/8 | | | | | *Quick Ship | | |
| 1/3 x 6/8 | | | | | *Quick Ship | | |
| 1/4 x 6/8 | | | | | *Quick Ship | | |
| 1/6 x 6/8 | \$429.08 | \$127.45 | \$543.38 | \$553.89 | \$553.19 | \$568.13 | \$151.34 |
| 1/8 x 6/8 | | | | | *Quick Ship | | |
| 1/10 x 6/8 | | | | | *Quick Ship | | |
| 2/0 x 6/8 | \$432.05 | \$127.45 | \$546.35 | \$556.86 | \$556.16 | \$571.10 | \$151.34 |
| 2/2 x 6/8 | | | | | *Quick Ship | | |
| 2/4 x 6/8 | \$467.88 | \$127.45 | \$582.18 | \$592.70 | \$591.99 | \$606.93 | \$151.34 |
| 2/6 x 6/8 | \$490.38 | \$127.45 | \$604.68 | \$615.20 | \$614.49 | \$629.43 | \$151.34 |
| 2/8 x 6/8 | \$517.50 | \$127.45 | \$631.80 | \$642.32 | \$641.61 | \$656.55 | \$151.34 |
| 2/10 x 6/8 | | | | | *Quick Ship | | |
| 3/0 x 6/8 | \$553.37 | \$127.45 | \$667.67 | \$678.18 | \$677.48 | \$692.42 | \$151.34 |
| Double Doors | | | | | | | |
| 3/0 x 6/8 | --- | --- | \$1,006.17 | \$1,016.69 | \$1,015.98 | \$1,030.92 | \$278.79 |
| 4/0 x 6/8 | --- | --- | \$1,022.10 | \$1,034.72 | \$1,033.88 | \$1,051.79 | \$280.20 |
| 5/0 x 6/8 | --- | --- | \$1,138.77 | \$1,151.39 | \$1,150.55 | \$1,168.46 | \$283.01 |
| 5/4 x 6/8 | --- | --- | \$1,193.01 | \$1,205.63 | \$1,204.79 | \$1,222.70 | \$283.01 |
| 6/0 x 6/8 | --- | --- | \$1,264.74 | \$1,277.36 | \$1,276.52 | \$1,294.43 | \$283.01 |
| Bifold Doors (w/1700 Track & Hdwe): Note: Bifolds ship as boxed units with frames KD. | | | | | | | |
| 2/0 x 6/8 | \$655.01 | \$107.96 | \$704.93 | \$715.44 | \$714.74 | \$729.68 | \$131.85 |
| 2/6 x 6/8 | \$682.34 | \$107.96 | \$732.26 | \$742.77 | \$742.07 | \$757.01 | \$131.85 |
| 2/8 x 6/8 | | | | | *Quick Ship | | |
| 3/0 x 6/8 | \$772.01 | \$107.96 | \$821.93 | \$832.44 | \$831.74 | \$846.68 | \$131.85 |
| Bifold Double Doors | | | | | | | |
| 4/0 x 6/8 | \$1,307.07 | \$212.69 | \$1,366.98 | \$1,379.60 | \$1,378.76 | \$1,396.67 | \$237.99 |
| 5/0 x 6/8 | \$1,361.78 | \$212.69 | \$1,421.69 | \$1,434.30 | \$1,433.46 | \$1,451.37 | \$240.80 |
| 5/4 x 6/8 | | | | | *Quick Ship | | |
| 6/0 x 6/8 | \$1,541.22 | \$212.69 | \$1,601.13 | \$1,613.75 | \$1,612.91 | \$1,630.82 | \$240.80 |
| HINGE COLOR OPTIONS (Std is US3/4 Brighter [Satin Brass]) [Hinge options are not available for bifold doors] Color Options: Bright Brass, Dull Chrome, Antique Brass, Antique Nickel, Satin Nickel, Oil Rubbed Bronze | | | | DOUBLE DOOR OPTIONS | | | |
| | | | | Std BB Hdwe, Maple Astragal | | ADD | |
| | | | | 1-3/8" Ball Catches (pair): | | \$45.60 | |
| | | | | Concealed Magnetic Catches (pr): | | \$97.78 | |
| | | | | T-Astragal & 2 flush bolts: | | \$304.88 | |
| Single Prehung Doors | | | ADD: | \$2.01 | T-Astragal & 1 flush bolt: | | \$238.57 |
| Double Prehung Doors | | | ADD: | \$4.02 | Strike & Flush Bolt Color Options: SC, AB, SN, AN, ORB | | |

*Quick Ship—Badger Three to Four Week Ship Program. Add one Week for Pre-finishing.



MAPLE DOORS

1-3/8" Round Top 2-Panel

Standard Hinge: 3-1/2" Ball Bearing, US4 Brighter


FINISH OPTIONS:

RAW: (Unfinished).

STAIN: Core Colors, see our selection guide /options on pages IM-U-2 & 3, and for a wider color pallet see our standard color fan-deck.

NOTE: CUSTOM COLOR PRICING ADD

15% TO THE CORE COLOR PREF. ADD ON BELOW.



MS2R

MB2R

| | DOOR SLABS | | PREHUNG DOORS (Must specify handing) w/Maple Veneer Jambs & Maple Colonial or Square Stops. (Casing NOT included.) | | | | |
|---|------------|----------------------|--|----------------------------------|---------------------------|---|----------------------|
| | Raw | Core Pref. Add-On | 4-9/16" Jamb Veneer Raw | 4-13/16" Jamb Veneer Raw | 5-1/4" Jamb Veneer Raw | 6-9/16" Jamb Veneer Raw | Core Pref. Add-On |
| Single Doors | | | | | | | |
| 1/0 x 6/8 | | | | *Quick Ship | | | |
| 1/3 x 6/8 | | | | *Quick Ship | | | |
| 1/4 x 6/8 | | | | *Quick Ship | | | |
| 1/6 x 6/8 | \$459.30 | \$127.45 | \$573.60 | \$584.12 | \$583.41 | \$598.35 | \$151.34 |
| 1/8 x 6/8 | | | | *Quick Ship | | | |
| 1/10 x 6/8 | | | | *Quick Ship | | | |
| 2/0 x 6/8 | \$442.71 | \$127.45 | \$557.01 | \$567.53 | \$566.82 | \$581.76 | \$151.34 |
| 2/2 x 6/8 | | | | *Quick Ship | | | |
| 2/4 x 6/8 | \$489.20 | \$127.45 | \$603.50 | \$614.01 | \$613.31 | \$628.25 | \$151.34 |
| 2/6 x 6/8 | \$489.20 | \$127.45 | \$603.50 | \$614.01 | \$613.31 | \$628.25 | \$151.34 |
| 2/8 x 6/8 | \$535.17 | \$127.45 | \$649.47 | \$659.99 | \$659.28 | \$674.22 | \$151.34 |
| 2/10 x 6/8 | | | | *Quick Ship | | | |
| 3/0 x 6/8 | \$535.17 | \$127.45 | \$649.47 | \$659.99 | \$659.28 | \$674.22 | \$151.34 |
| Double Doors | | | | | | | |
| 3/0 x 6/8 | --- | --- | \$1,066.62 | \$1,077.14 | \$1,076.43 | \$1,091.37 | \$278.79 |
| 4/0 x 6/8 | --- | --- | \$1,043.43 | \$1,056.05 | \$1,055.21 | \$1,073.12 | \$280.20 |
| 5/0 x 6/8 | --- | --- | \$1,136.40 | \$1,149.02 | \$1,148.18 | \$1,166.09 | \$283.01 |
| 5/4 x 6/8 | --- | --- | \$1,228.35 | \$1,240.97 | \$1,240.13 | \$1,258.04 | \$283.01 |
| 6/0 x 6/8 | --- | --- | \$1,228.35 | \$1,240.97 | \$1,240.13 | \$1,258.04 | \$283.01 |
| Bifold Doors (w/1700 Track & Hdwe): Note: Bifolds ship as boxed units with frames KD. | | | | | | | |
| 2/0 x 6/8 | | | | *Quick Ship | | | |
| 2/6 x 6/8 | | | | *Quick Ship | | | |
| 2/8 x 6/8 | | | | *Quick Ship | | | |
| 3/0 x 6/8 | | | | *Quick Ship | | | |
| Bifold Double Doors | | | | | | | |
| 4/0 x 6/8 | | | | *Quick Ship | | | |
| 5/0 x 6/8 | | | | *Quick Ship | | | |
| 5/4 x 6/8 | | | | *Quick Ship | | | |
| 6/0 x 6/8 | | | | *Quick Ship | | | |
| HINGE COLOR OPTIONS (Std is US3/4 Brighter [Satin Brass]) [Hinge options are not available for bifold doors] Color Options: Bright Brass, Dull Chrome, Antique Brass, Antique Nickel, Satin Nickel, Oil Rubbed Bronze | | | | DOUBLE DOOR OPTIONS | | | |
| | | | | Std BB Hdwe, Maple Astragal | | ADD | |
| | | | | 1-3/8" Ball Catches (pair): | | \$45.60 | |
| | | | | Concealed Magnetic Catches (pr): | | \$97.78 | |
| | | | | T-Astragal & 2 flush bolts: | | \$304.88 | |
| Single Prehung Doors | | | ADD: | \$2.01 | | T-Astragal & 1 flush bolt: | |
| Double Prehung Doors | | | ADD: | \$4.02 | | Strike & Flush Bolt Color Options: SC, AB, SN, AN, ORB | |

*Quick Ship—Badger Three to Four Week Ship Program. Add one Week for Pre-finishing.



MAPLE DOORS

1-3/8" Flat 3-Panel

Standard Hinge: 3-1/2" Ball Bearing, US4 Brighter

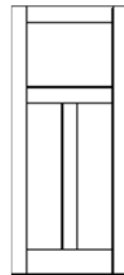
FINISH OPTIONS:

RAW: (Unfinished).

STAIN: Core Colors, see our selection guide /options on pages IM-U-2 & 3, and for a wider color pallet see our standard color fan-deck.

NOTE: CUSTOM COLOR PRICING ADD

15% TO THE CORE COLOR PREF. ADD ON BELOW.



MSQ3C

MBQ2C

| | DOOR SLABS | | PREHUNG DOORS (Must specify handing) w/Maple Veneer Jambs & Maple Colonial or Square Stops. (Casing NOT included.) | | | | |
|---|------------|----------------------|--|----------------------------------|---|----------------------------|----------------------|
| | Raw | Core Pref. Add-On | 4-9/16" Jamb Veneer Raw | 4-13/16" Jamb Veneer Raw | 5-1/4" Jamb Veneer Raw | 6-9/16" Jamb Veneer Raw | Core Pref. Add-On |
| Single Doors | | | | | | | |
| 1/0 x 6/8 | | | | *Quick Ship | | | |
| 1/3 x 6/8 | | | | *Quick Ship | | | |
| 1/4 x 6/8 | | | | *Quick Ship | | | |
| 1/6 x 6/8 | \$382.29 | \$127.45 | \$496.59 | \$507.11 | \$506.40 | \$521.34 | \$151.34 |
| 1/8 x 6/8 | | | | *Quick Ship | | | |
| 1/10 x 6/8 | | | | *Quick Ship | | | |
| 2/0 x 6/8 | \$396.21 | \$127.45 | \$510.51 | \$521.03 | \$520.32 | \$535.26 | \$151.34 |
| 2/2 x 6/8 | | | | *Quick Ship | | | |
| 2/4 x 6/8 | \$420.29 | \$127.45 | \$534.59 | \$545.10 | \$544.40 | \$559.34 | \$151.34 |
| 2/6 x 6/8 | \$437.73 | \$127.45 | \$552.03 | \$562.55 | \$561.84 | \$576.78 | \$151.34 |
| 2/8 x 6/8 | \$445.83 | \$127.45 | \$560.13 | \$570.65 | \$569.94 | \$584.88 | \$151.34 |
| 2/10 x 6/8 | | | | *Quick Ship | | | |
| 3/0 x 6/8 | \$470.13 | \$127.45 | \$584.43 | \$594.95 | \$594.24 | \$609.18 | \$151.34 |
| Double Doors | | | | | | | |
| 3/0 x 6/8 | --- | --- | \$912.60 | \$923.12 | \$922.41 | \$937.35 | \$278.79 |
| 4/0 x 6/8 | --- | --- | \$950.43 | \$963.05 | \$962.21 | \$980.12 | \$280.20 |
| 5/0 x 6/8 | --- | --- | \$1,033.47 | \$1,046.09 | \$1,045.25 | \$1,063.16 | \$283.01 |
| 5/4 x 6/8 | --- | --- | \$1,049.67 | \$1,062.29 | \$1,061.45 | \$1,079.36 | \$283.01 |
| 6/0 x 6/8 | --- | --- | \$1,098.27 | \$1,110.89 | \$1,110.05 | \$1,127.96 | \$283.01 |
| Bifold Doors (w/1700 Track & Hdwe): Note: Bifolds ship as boxed units with frames KD. | | | | | | | |
| 2/0 x 6/8 | \$640.35 | \$107.96 | \$690.27 | \$700.79 | \$700.08 | \$715.02 | \$131.85 |
| 2/6 x 6/8 | \$696.24 | \$107.96 | \$746.16 | \$756.68 | \$755.97 | \$770.91 | \$131.85 |
| 2/8 x 6/8 | | | | *Quick Ship | | | |
| 3/0 x 6/8 | \$678.38 | \$107.96 | \$728.30 | \$738.81 | \$738.11 | \$753.05 | \$131.85 |
| Bifold Double Doors | | | | | | | |
| 4/0 x 6/8 | \$1,277.76 | \$212.69 | \$1,337.67 | \$1,350.29 | \$1,349.45 | \$1,367.36 | \$237.99 |
| 5/0 x 6/8 | \$1,389.59 | \$212.69 | \$1,449.50 | \$1,462.11 | \$1,461.27 | \$1,479.18 | \$240.80 |
| 5/4 x 6/8 | | | | *Quick Ship | | | |
| 6/0 x 6/8 | \$1,353.96 | \$212.69 | \$1,413.87 | \$1,426.49 | \$1,425.65 | \$1,443.56 | \$240.80 |
| HINGE COLOR OPTIONS (Std is US3/4 Brighter [Satin Brass]) [Hinge options are not available for bifold doors] Color Options: Bright Brass, Dull Chrome, Antique Brass, Antique Nickel, Satin Nickel, Oil Rubbed Bronze | | | | DOUBLE DOOR OPTIONS | | | |
| | | | | Std BB Hdwe, Maple Astragal | | ADD | |
| | | | | 1-3/8" Ball Catches (pair): | | \$45.60 | |
| | | | | Concealed Magnetic Catches (pr): | | \$97.78 | |
| | | | | T-Astragal & 2 flush bolts: | | \$304.88 | |
| Single Prehung Doors | | | ADD: | \$2.01 | T-Astragal & 1 flush bolt: | | \$238.57 |
| Double Prehung Doors | | | ADD: | \$4.02 | Strike & Flush Bolt Color Options: SC, AB, SN, AN, ORB | | |

*Quick Ship—Badger Three to Four Week Ship Program. Add one Week for Pre-finishing.



MAPLE DOORS

1-3/8" Flat 2-Panel

Standard Hinge: 3-1/2" Ball Bearing, US4 Brighter

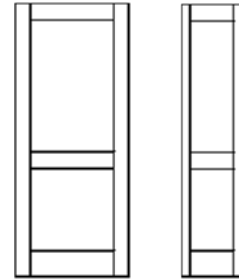
FINISH OPTIONS:

RAW: (Unfinished).

STAIN: Core Colors, see our selection guide /options on pages IM-U-2 & 3, and for a wider color pallet see our standard color fan-deck.

NOTE: CUSTOM COLOR PRICING ADD

15% TO THE CORE COLOR PREF. ADD ON BELOW.



MSQ2B

MBQ2B

| | DOOR SLABS | | PREHUNG DOORS (Must specify handing) w/Maple Veneer Jamb & Maple Colonial or Square Stops. (Casing NOT included.) | | | | |
|--|-------------|----------------------|---|-----------------------------|---|----------------------------|----------------------|
| | Raw | Core Pref. Add-On | 4-9/16" Jamb Veneer Raw | 4-13/16" Jamb Veneer Raw | 5-1/4" Jamb Veneer Raw | 6-9/16" Jamb Veneer Raw | Core Pref. Add-On |
| Single Doors | | | | | | | |
| 1/0 x 6/8 | *Quick Ship | | | | | | |
| 1/3 x 6/8 | *Quick Ship | | | | | | |
| 1/4 x 6/8 | *Quick Ship | | | | | | |
| 1/6 x 6/8 | \$368.34 | \$127.45 | \$482.64 | \$493.16 | \$492.45 | \$507.39 | \$151.34 |
| 1/8 x 6/8 | *Quick Ship | | | | | | |
| 1/10 x 6/8 | *Quick Ship | | | | | | |
| 2/0 x 6/8 | \$359.58 | \$127.45 | \$473.88 | \$484.40 | \$483.69 | \$498.63 | \$151.34 |
| 2/2 x 6/8 | *Quick Ship | | | | | | |
| 2/4 x 6/8 | \$403.67 | \$127.45 | \$517.97 | \$528.48 | \$527.78 | \$542.72 | \$151.34 |
| 2/6 x 6/8 | \$425.76 | \$127.45 | \$540.06 | \$550.58 | \$549.87 | \$564.81 | \$151.34 |
| 2/8 x 6/8 | \$419.10 | \$127.45 | \$533.40 | \$543.92 | \$543.21 | \$558.15 | \$151.34 |
| 2/10 x 6/8 | *Quick Ship | | | | | | |
| 3/0 x 6/8 | \$470.10 | \$127.45 | \$584.40 | \$594.92 | \$594.21 | \$609.15 | \$151.34 |
| Double Doors | | | | | | | |
| 3/0 x 6/8 | --- | --- | \$884.70 | \$895.22 | \$894.51 | \$909.45 | \$278.79 |
| 4/0 x 6/8 | --- | --- | \$877.17 | \$889.79 | \$888.95 | \$906.86 | \$280.20 |
| 5/0 x 6/8 | --- | --- | \$1,009.53 | \$1,022.15 | \$1,021.31 | \$1,039.22 | \$283.01 |
| 5/4 x 6/8 | --- | --- | \$996.21 | \$1,008.83 | \$1,007.99 | \$1,025.90 | \$283.01 |
| 6/0 x 6/8 | --- | --- | \$1,098.21 | \$1,110.83 | \$1,109.99 | \$1,127.90 | \$283.01 |
| Bifold Doors (w/1700 Track & Hdwe): Note: Bifolds ship as boxed units with frames KD. | | | | | | | |
| 2/0 x 6/8 | \$616.76 | \$107.96 | \$666.68 | \$677.19 | \$676.49 | \$691.43 | \$131.85 |
| 2/6 x 6/8 | \$624.15 | \$107.96 | \$674.07 | \$684.59 | \$683.88 | \$698.82 | \$131.85 |
| 2/8 x 6/8 | *Quick Ship | | | | | | |
| 3/0 x 6/8 | \$676.59 | \$107.96 | \$726.51 | \$737.03 | \$736.32 | \$751.26 | \$131.85 |
| Bifold Double Doors | | | | | | | |
| 4/0 x 6/8 | \$1,230.57 | \$212.69 | \$1,290.48 | \$1,303.10 | \$1,302.26 | \$1,320.17 | \$237.99 |
| 5/0 x 6/8 | \$1,245.41 | \$212.69 | \$1,305.32 | \$1,317.93 | \$1,317.09 | \$1,335.00 | \$240.80 |
| 5/4 x 6/8 | *Quick Ship | | | | | | |
| 6/0 x 6/8 | \$1,350.39 | \$212.69 | \$1,410.30 | \$1,422.92 | \$1,422.08 | \$1,439.99 | \$240.80 |
| HINGE COLOR OPTIONS (Std is US3/4 Brighter [Satin Brass]) [Hinge options are not available for bifold doors] Color Options: Bright Brass, Dull Chrome, Antique Brass, Antique Nickel, Satin Nickel, Oil Rubbed Bronze | | | | | DOUBLE DOOR OPTIONS | | |
| | | | | | Std BB Hdwe, Maple Astragal | | ADD |
| | | | | | 1-3/8" Ball Catches (pair): | | \$45.60 |
| | | | | | Concealed Magnetic Catches (pr): | | \$97.78 |
| | | | | | T-Astragal & 2 flush bolts: | | \$304.88 |
| Single Prehung Doors | | | ADD: | \$2.01 | T-Astragal & 1 flush bolt: | | \$238.57 |
| Double Prehung Doors | | | ADD: | \$4.02 | Strike & Flush Bolt Color Options: SC AB SN AN ORB | | |

*Quick Ship—Badger Three to Four Week Ship Program. Add one Week for Pre-finishing.



MAPLE LITED DOORS

Standard Hinge: 3-1/2" Ball Bearing, US3/4 Brighter

See Our Wide Selection of Finish Options on Catalog Pages IM-U-2-3.

NOTE: CUSTOM COLOR PRICING ADD 15% TO THE CORE PREF. ADD ON BELOW

DOOR SLABS & PREHUNG DOORS - 6'8"

|  | 1-3/8" TDL FLAT GLASS (MST) | | | | | | |
|---|------------------------------------|----------------------|---|-----------------------------|---|----------------------------|----------------------|
| | DOOR SLABS | | PREHUNG DOORS w/Maple Veneer Jambs & Maple Colonial or Square Stops. (Casing NOT included.) | | | | |
| | Raw | Core Pref. Add-On | 4-9/16" Jamb Veneer Raw | 4-13/16" Jamb Veneer Raw | 5-1/4" Jamb Veneer Raw | 6-9/16" Jamb Veneer Raw | Core Pref. Add-On |
| Single Doors | | | | | | | |
| 1/6 x 6/8 (5L) | *Quick Ship | | | | | | |
| 2/0 x 6/8 (10L) | *Quick Ship | | | | | | |
| 2/4 x 6/8 (15L) | *Quick Ship | | | | | | |
| 2/6 x 6/8 (15L) | *Quick Ship | | | | | | |
| 2/8 x 6/8 (15L) | *Quick Ship | | | | | | |
| 3/0 x 6/8 (15L) | *Quick Ship | | | | | | |
| Double Doors | | | | | | | |
| 4/0 x 6/8 (10L) | --- | --- | *Quick Ship | | | | |
| 5/0 x 6/8 (15L) | --- | --- | *Quick Ship | | | | |
| 5/4 x 6/8 (15L) | --- | --- | *Quick Ship | | | | |
| 6/0 x 6/8 (15L) | --- | --- | *Quick Ship | | | | |
|  | 1-3/8" PRAIRIEVIEW TDL GLASS (MSW) | | | | | | |
| | DOOR SLABS | | PREHUNG DOORS w/Maple Veneer Jambs & Maple Colonial or Square Stops. (Casing NOT included.) | | | | |
| | Raw | Core Pref. Add-On | 4-9/16" Jamb Veneer Raw | 4-13/16" Jamb Veneer Raw | 5-1/4" Jamb Veneer Raw | 6-9/16" Jamb Veneer Raw | Core Pref. Add-On |
| Single Doors | | | | | | | |
| 2/0 x 6/8 | \$865.01 | \$159.11 | \$979.31 | \$989.82 | \$989.12 | \$1,004.06 | \$183.00 |
| 2/6 x 6/8 | \$1,030.65 | \$159.11 | \$1,144.95 | \$1,155.47 | \$1,154.76 | \$1,169.70 | \$183.00 |
| 2/8 x 6/8 | \$1,104.26 | \$159.11 | \$1,218.56 | \$1,229.07 | \$1,228.37 | \$1,243.31 | \$183.00 |
| 3/0 x 6/8 | \$1,104.26 | \$159.11 | \$1,218.56 | \$1,229.07 | \$1,228.37 | \$1,243.31 | \$183.00 |
| Double Doors | | | | | | | |
| 4/0 x 6/8 | --- | --- | \$1,888.02 | \$1,900.64 | \$1,899.80 | \$1,917.71 | \$343.52 |
| 5/0 x 6/8 | --- | --- | \$2,219.31 | \$2,231.93 | \$2,231.09 | \$2,249.00 | \$346.32 |
| 5/4 x 6/8 | --- | --- | \$2,366.52 | \$2,379.14 | \$2,378.30 | \$2,396.21 | \$346.32 |
| 6/0 x 6/8 | --- | --- | \$2,366.52 | \$2,379.14 | \$2,378.30 | \$2,396.21 | \$346.32 |
| HINGE COLOR OPTIONS (Std is US3/4 Brighter [Satin Brass]) Color Options: Bright Brass, Dull Chrome, Antique Brass, Antique Nickel, Satin Nickel, Oil Rubbed Bronze | | | | | DOUBLE DOOR OPTIONS | | |
| | | | | | Std BB Hdwe, Maple Astragal | | ADD |
| | | | | | 1-3/8" Ball Catches (pair): | | \$45.60 |
| | | | | | Concealed Magnetic Catches (pr): | | \$97.78 |
| | | | | | T-Astragal & 2 flush bolts: | | \$304.88 |
| Single Prehung Doors | | | ADD: | \$2.01 | T-Astragal & 1 flush bolt: | | |
| Double Prehung Doors | | | ADD: | \$4.02 | Strike & Flush Bolt Color Options: SC, AB, SN, AN, ORB | | |

*Quick Ship—Badger Three to Four Week Ship Program. Add one Week for Pre-finishing.



MAPLE LITED DOORS

Standard Hinge: 3-1/2" Ball Bearing, US3/4 Brighter

See Our Wide Selection of Finish Options on Catalog Pages IM-U-2-3.

NOTE: CUSTOM COLOR PRICING ADD 15% TO THE CORE PREF. ADD ON BELOW

DOOR SLABS & PREHUNG DOORS - 6'8"

|  | 1-3/8" FULL LITE FLAT GLASS (MSA) | | | | | | |
|---|--|----------------------------|---|-----------------------------|---|----------------------------|---------------------|
| | DOOR SLABS | | PREHUNG DOORS w/Maple Veneer Jambs & Maple Colonial or Square Stops. (Casing NOT included.) | | | | |
| | Raw | Core Pref. Add-On | 4-9/16" Jamb Veneer Raw | 4-13/16" Jamb Veneer Raw | 5-1/4" Jamb Veneer Raw | 6-9/16" Jamb Veneer Raw | Prefinish Add-On |
| Single Doors | | | | | | | |
| 1/6 x 6/8 | *Quick Ship | | | | | | |
| 2/0 x 6/8 | *Quick Ship | | | | | | |
| 2/4 x 6/8 | *Quick Ship | | | | | | |
| 2/6 x 6/8 | \$552.14 | \$159.11 | \$666.44 | \$676.95 | \$676.25 | \$691.19 | \$183.00 |
| 2/8 x 6/8 | \$607.35 | \$159.11 | \$721.65 | \$732.17 | \$731.46 | \$746.40 | \$183.00 |
| 3/0 x 6/8 | \$607.35 | \$159.11 | \$721.65 | \$732.17 | \$731.46 | \$746.40 | \$183.00 |
| Double Doors | | | | | | | |
| 4/0 x 6/8 | --- | --- | *Quick Ship | | | | |
| 5/0 x 6/8 | --- | --- | \$1,262.28 | \$1,274.90 | \$1,274.06 | \$1,291.97 | \$346.32 |
| 5/4 x 6/8 | --- | --- | \$1,372.71 | \$1,385.33 | \$1,384.49 | \$1,402.40 | \$346.32 |
| 6/0 x 6/8 | --- | --- | \$1,372.71 | \$1,385.33 | \$1,384.49 | \$1,402.40 | \$346.32 |
| HINGE COLOR OPTIONS (Std is US3/4 Brighter [Satin Brass]) Color Options: Bright Brass, Dull Chrome, Antique Brass, Antique Nickel, Satin Nickel, Oil Rubbed Bronze | | | | | DOUBLE DOOR OPTIONS | | |
| | | | | | Std BB Hdwe, Maple Astragal | | ADD |
| | | | | | 1-3/8" Ball Catches (pair): | | \$45.60 |
| | | | | | Concealed Magnetic Catches (pr): | | \$97.78 |
| | | | | | T-Astragal & 2 flush bolts: | | \$304.88 |
| Single Prehung Doors | | | ADD: | \$2.01 | T-Astragal & 1 flush bolt: | | \$238.57 |
| Double Prehung Doors | | | ADD: | \$4.02 | Strike & Flush Bolt Color Options: SC, AB, SN, AN, ORB | | |
|  | 1-3/8" 1-LITE SATIN GLASS PANTRY (MSZ) | | | | | | |
| | *** IMPORTANT: When placing order, must specify which side of door "Pantry" is read (hinge or stop). *** | | | | | | |
| | DOOR SLABS | | PREHUNG DOORS w/Maple Veneer Jambs & Maple Colonial or Square Stops. | | | | |
| Raw | Core Pref. Add-On | 4-9/16" Jamb Veneer Raw | 4-13/16" Jamb Veneer Raw | 5-1/4" Jamb Veneer Raw | 6-9/16" Jamb Veneer Raw | Core Pref. Add-On | |
| Single Doors | | | | | | | |
| 2/0 x 6/8 | \$846.60 | \$159.11 | \$960.90 | \$971.42 | \$970.71 | \$985.65 | \$183.00 |
| 2/4 x 6/8 | \$912.86 | \$159.11 | \$1,027.16 | \$1,037.67 | \$1,036.97 | \$1,051.91 | \$183.00 |
| 2/6 x 6/8 | \$920.22 | \$159.11 | \$1,034.52 | \$1,045.04 | \$1,044.33 | \$1,059.27 | \$183.00 |
| 2/8 x 6/8 | *Quick Ship | | | | | | |
| 3/0 x 6/8 | *Quick Ship | | | | | | |
| Double Doors | | | | | | | |
| 4/0 x 6/8 | --- | --- | \$1,851.21 | \$1,863.83 | \$1,862.99 | \$1,880.90 | \$343.52 |
| 5/0 x 6/8 | --- | --- | \$1,998.45 | \$2,011.07 | \$2,010.23 | \$2,028.14 | \$346.32 |
| 5/4 x 6/8 | --- | --- | *Quick Ship | | | | |
| 6/0 x 6/8 | --- | --- | *Quick Ship | | | | |
| HINGE COLOR OPTIONS (Std is US3/4 Brighter [Satin Brass]) Color Options: Bright Brass, Dull Chrome, Antique Brass, Antique Nickel, Satin Nickel, Oil Rubbed Bronze | | | | | DOUBLE DOOR OPTIONS | | |
| | | | | | Std BB Hdwe, Maple Astragal | | ADD |
| | | | | | 1-3/8" Ball Catches (pair): | | \$45.60 |
| | | | | | Concealed Magnetic Catches (pr): | | \$97.78 |
| | | | | | T-Astragal & 2 flush bolts: | | \$304.88 |
| Single Prehung Doors | | | ADD: | \$2.01 | T-Astragal & 1 flush bolt: | | \$238.57 |
| Double Prehung Doors | | | ADD: | \$4.02 | Strike & Flush Bolt Color Options: SC, AB, SN, AN, ORB | | |

*Quick Ship—Badger Three to Four Week Ship Program. Add one Week for Pre-finishing.

THIS PAGE LEFT BLANK.

*Quick Ship—Badger Three to Four Week Ship Program. Add one Week for Pre-finishing.

POPLAR INTERIOR DOORS

| | | |
|----------------------|---------|---------|
| Raised 6-Panel | (RSP) | IM-D-2 |
| Raised 4-Panel | (RSO) | IM-D-3 |
| Flat 5-Panel Equal | (RSQ5E) | IM-D-4 |
| Flat 3-Panel C | (RSQ3C) | IM-D-5 |
| Flat 2-Panel B | (RSQ2B) | IM-D-6 |
| Round Top 2-Panel | (RS2R) | IM-D-7 |
| Raised 2-Panel | (RSN) | IM-D-8 |
| TDL Flat Glass | (RST) | IM-D-9 |
| Prairieview 9-Lite | (RSW) | IM-D-10 |
| Full Lite Flat Glass | (RSA) | IM-D-10 |



Prices and specifications are subject to change without notice.



*Quick Ship—Badger Three to Four Week Ship Program. Add one Week for Pre-finishing.



POPLAR DOORS

1-3/8" Raised 6-Panel

Standard Hinge: 3-1/2" Ball Bearing, US4 Brighter

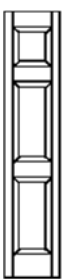
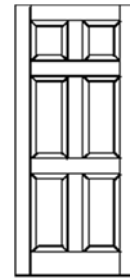
FINISH OPTIONS:

RAW: (Unfinished).

STAIN: Core Colors, see our selection guide /options on pages IM-U-2 & 3, and for a wider color pallet see our standard color fan-deck.

NOTE: CUSTOM COLOR PRICING ADD

15% TO THE CORE COLOR PREF. ADD ON BELOW.



RSP

RBP

| | DOOR SLABS | | PREHUNG DOORS w/Poplar Veneer Jambs & Poplar Colonial or Square Stops. (Casing NOT included.) | | |
|---|------------|----------------------|---|-----------------------------|---|
| | Raw | Core Pref. Add-On | 4-9/16" Jamb Veneer Raw | 4-13/16" Jamb Veneer Raw | Core Pref. Add-On |
| Single Doors | | | | | |
| 1/0 x 6/8 | | | *Quick Ship | | |
| 1/3 x 6/8 | | | *Quick Ship | | |
| 1/4 x 6/8 | | | *Quick Ship | | |
| 1/6 x 6/8 | \$346.83 | \$127.45 | \$446.18 | \$454.41 | \$151.34 |
| 1/8 x 6/8 | | | *Quick Ship | | |
| 1/10 x 6/8 | | | *Quick Ship | | |
| 2/0 x 6/8 | \$351.41 | \$127.45 | \$450.75 | \$458.99 | \$151.34 |
| 2/2 x 6/8 | | | *Quick Ship | | |
| 2/4 x 6/8 | \$386.37 | \$127.45 | \$485.72 | \$493.95 | \$151.34 |
| 2/6 x 6/8 | \$381.03 | \$127.45 | \$480.38 | \$488.61 | \$151.34 |
| 2/8 x 6/8 | \$385.61 | \$127.45 | \$484.95 | \$493.19 | \$151.34 |
| 2/10 x 6/8 | | | *Quick Ship | | |
| 3/0 x 6/8 | \$398.54 | \$127.45 | \$497.88 | \$506.12 | \$151.34 |
| Double Doors | | | | | |
| 3/0 x 6/8 | --- | --- | \$823.22 | \$831.45 | \$278.79 |
| 4/0 x 6/8 | --- | --- | \$842.88 | \$852.77 | \$280.20 |
| 5/0 x 6/8 | --- | --- | \$902.13 | \$912.02 | \$283.01 |
| 5/4 x 6/8 | --- | --- | \$911.28 | \$921.17 | \$283.01 |
| 6/0 x 6/8 | --- | --- | \$937.14 | \$947.03 | \$283.01 |
| Bifold Doors (w/1700 Track & Hdwe): <i>Note: Bifolds ship as boxed units with frames KD.</i> | | | | | |
| 2/0 x 6/8 | \$563.76 | \$107.96 | \$616.31 | \$624.54 | \$131.85 |
| 2/6 x 6/8 | \$570.39 | \$107.96 | \$622.94 | \$631.17 | \$131.85 |
| 2/8 x 6/8 | | | *Quick Ship | | |
| 3/0 x 6/8 | \$597.84 | \$107.96 | \$650.39 | \$658.62 | \$131.85 |
| Bifold Double Doors | | | | | |
| 4/0 x 6/8 | \$1,124.58 | \$212.69 | \$1,187.64 | \$1,197.53 | \$237.99 |
| 5/0 x 6/8 | \$1,137.89 | \$212.69 | \$1,200.95 | \$1,210.83 | \$240.80 |
| 5/4 x 6/8 | | | *Quick Ship | | |
| 6/0 x 6/8 | \$1,192.89 | \$212.69 | \$1,255.95 | \$1,265.84 | \$240.80 |
| HINGE COLOR OPTIONS (Std is US3/4 Brighter [Satin Brass]) [Hinge options are not available for bifold doors] Color Options: Bright Brass, Dull Chrome, Antique Brass, Antique Nickel, Satin Nickel, Oil Rubbed Bronze | | | DOUBLE DOOR OPTIONS | | |
| | | | Std BB Hdwe, Poplar Astragal | | ADD |
| | | | 1-3/8" Ball Catches (pair): | | \$45.60 |
| | | | Concealed Magnetic Catches (pr): | | \$97.78 |
| | | | T-Astragal & 2 flush bolts: | | \$304.88 |
| Single Prehung Doors | | | ADD: | \$2.01 | T-Astragal & 1 flush bolt: \$238.57 |
| Double Prehung Doors | | | ADD: | \$4.02 | Strike & Flush Bolt Color Options: SC, AB, SN, AN, ORB |

*Quick Ship—Badger Three to Four Week Ship Program. Add one Week for Pre-finishing.



POPLAR DOORS

1-3/8" Raised 4-Panel

Standard Hinge: 3-1/2" Ball Bearing, US4 Brighter

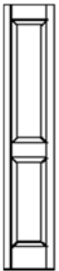
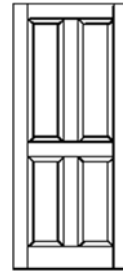
FINISH OPTIONS:

RAW: (Unfinished).

STAIN: Core Colors, see our selection guide /options on pages IM-U-2 & 3, and for a wider color pallet see our standard color fan-deck.

NOTE: CUSTOM COLOR PRICING ADD

15% TO THE CORE COLOR PREF. ADD ON BELOW.



RSO

RBO

| | DOOR SLABS | | PREHUNG DOORS w/Poplar Veneer Jambs & Poplar Colonial or Square Stops. (Casing NOT included.) | | |
|---|------------|----------------------|---|-----------------------------|---|
| | Raw | Core Pref. Add-On | 4-9/16" Jamb Veneer Raw | 4-13/16" Jamb Veneer Raw | Core Pref. Add-On |
| Single Doors | | | | | |
| 1/0 x 6/8 | | | *Quick Ship | | \$151.34 |
| 1/3 x 6/8 | | | *Quick Ship | | \$151.34 |
| 1/4 x 6/8 | | | *Quick Ship | | \$151.34 |
| 1/6 x 6/8 | \$377.31 | \$127.45 | \$476.66 | \$484.89 | \$151.34 |
| 1/8 x 6/8 | | | *Quick Ship | | \$151.34 |
| 1/10 x 6/8 | | | *Quick Ship | | \$151.34 |
| 2/0 x 6/8 | \$415.70 | \$127.45 | \$515.04 | \$523.28 | \$151.34 |
| 2/2 x 6/8 | | | *Quick Ship | | \$151.34 |
| 2/4 x 6/8 | \$428.64 | \$127.45 | \$527.99 | \$536.22 | \$151.34 |
| 2/6 x 6/8 | \$444.50 | \$127.45 | \$543.84 | \$552.08 | \$151.34 |
| 2/8 x 6/8 | \$488.91 | \$127.45 | \$588.26 | \$596.49 | \$151.34 |
| 2/10 x 6/8 | | | *Quick Ship | | \$151.34 |
| 3/0 x 6/8 | \$488.91 | \$127.45 | \$588.26 | \$596.49 | \$151.34 |
| Double Doors | | | | | |
| 3/0 x 6/8 | --- | --- | \$884.18 | \$892.41 | \$278.79 |
| 4/0 x 6/8 | --- | --- | \$971.46 | \$981.35 | \$280.20 |
| 5/0 x 6/8 | --- | --- | \$1,029.06 | \$1,038.95 | \$283.01 |
| 5/4 x 6/8 | --- | --- | \$1,117.89 | \$1,127.78 | \$283.01 |
| 6/0 x 6/8 | --- | --- | \$1,117.89 | \$1,127.78 | \$283.01 |
| Bifold Doors (w/1700 Track & Hdwe): <i>Note: Bifolds ship as boxed units with frames KD.</i> | | | | | |
| 2/0 x 6/8 | \$522.59 | \$107.96 | \$575.13 | \$583.37 | \$131.85 |
| 2/6 x 6/8 | \$587.57 | \$107.96 | \$640.11 | \$648.35 | \$131.85 |
| 2/8 x 6/8 | | | *Quick Ship | | \$131.85 |
| 3/0 x 6/8 | \$652.59 | \$107.96 | \$705.14 | \$713.37 | \$131.85 |
| Bifold Double Doors | | | | | |
| 4/0 x 6/8 | \$1,042.23 | \$212.69 | \$1,105.29 | \$1,115.18 | \$237.99 |
| 5/0 x 6/8 | \$1,172.24 | \$212.69 | \$1,235.30 | \$1,245.18 | \$240.80 |
| 5/4 x 6/8 | | | *Quick Ship | | \$240.80 |
| 6/0 x 6/8 | \$1,302.39 | \$212.69 | \$1,365.45 | \$1,375.34 | \$240.80 |
| HINGE COLOR OPTIONS (Std is US3/4 Brighter [Satin Brass]) [Hinge options are not available for bifold doors] Color Options: Bright Brass, Dull Chrome, Antique Brass, Antique Nickel, Satin Nickel, Oil Rubbed Bronze | | | DOUBLE DOOR OPTIONS | | |
| | | | Std BB Hdwe, Poplar Astragal | ADD | |
| | | | 1-3/8" Ball Catches (pair): | \$45.60 | |
| | | | Concealed Magnetic Catches (pr): | \$97.78 | |
| | | | T-Astragal & 2 flush bolts: | \$304.88 | |
| Single Prehung Doors | | | ADD: | \$2.01 | T-Astragal & 1 flush bolt: \$238.57 |
| Double Prehung Doors | | | ADD: | \$4.02 | Strike & Flush Bolt Color Options: SC, AB, SN, AN, ORB |

*Quick Ship—Badger Three to Four Week Ship Program. Add one Week for Pre-finishing.



POPLAR DOORS

1-3/8" Shaker Flat 5-Panel

Standard Hinge: 3-1/2" Ball Bearing, US4 Brighter

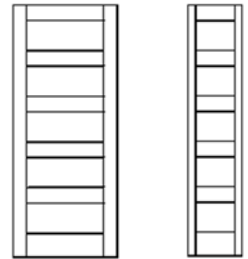
FINISH OPTIONS:

RAW: (Unfinished).

STAIN: Core Colors, see our selection guide /options on pages IM-U-2 & 3, and for a wider color pallet see our standard color fan-deck.

NOTE: CUSTOM COLOR PRICING ADD

15% TO THE CORE COLOR PREF. ADD ON BELOW.



RSQ5E

RBQ5E

| | DOOR SLABS | | PREHUNG DOORS w/Poplar Veneer Jambs & Poplar Colonial or Square Stops. (Casing NOT included.) | | |
|---|------------|----------------------|---|-----------------------------|---|
| | Raw | Core Pref. Add-On | 4-9/16" Jamb Veneer Raw | 4-13/16" Jamb Veneer Raw | Core Pref. Add-On |
| Single Doors | | | | | |
| 1/0 x 6/8 | | | *Quick Ship | | \$151.34 |
| 1/3 x 6/8 | | | *Quick Ship | | \$151.34 |
| 1/4 x 6/8 | | | *Quick Ship | | \$151.34 |
| 1/6 x 6/8 | \$339.83 | \$127.45 | \$439.17 | \$447.41 | \$151.34 |
| 1/8 x 6/8 | | | *Quick Ship | | \$151.34 |
| 1/10 x 6/8 | | | *Quick Ship | | \$151.34 |
| 2/0 x 6/8 | \$404.79 | \$127.45 | \$504.14 | \$512.37 | \$151.34 |
| 2/2 x 6/8 | | | *Quick Ship | | \$151.34 |
| 2/4 x 6/8 | \$442.70 | \$127.45 | \$542.04 | \$550.28 | \$151.34 |
| 2/6 x 6/8 | \$461.19 | \$127.45 | \$560.54 | \$568.77 | \$151.34 |
| 2/8 x 6/8 | \$477.36 | \$127.45 | \$576.71 | \$584.94 | \$151.34 |
| 2/10 x 6/8 | | | *Quick Ship | | \$151.34 |
| 3/0 x 6/8 | \$509.76 | \$127.45 | \$609.11 | \$617.34 | \$151.34 |
| Double Doors | | | | | |
| 3/0 x 6/8 | --- | --- | \$809.21 | \$817.44 | \$278.79 |
| 4/0 x 6/8 | --- | --- | \$949.65 | \$959.54 | \$280.20 |
| 5/0 x 6/8 | --- | --- | \$1,062.45 | \$1,072.34 | \$283.01 |
| 5/4 x 6/8 | --- | --- | \$1,094.79 | \$1,104.68 | \$283.01 |
| 6/0 x 6/8 | --- | --- | \$1,159.59 | \$1,169.48 | \$283.01 |
| Bifold Doors (w/1700 Trk & Hdwe) - Note: A bifold door ships as a boxed unit with frames KD. | | | | | |
| 2/0 x 6/8 | \$627.51 | \$107.96 | \$680.06 | \$688.29 | \$131.85 |
| 2/6 x 6/8 | \$671.43 | \$107.96 | \$723.98 | \$732.21 | \$131.85 |
| 2/8 x 6/8 | | | *Quick Ship | | \$131.85 |
| 3/0 x 6/8 | \$736.35 | \$107.96 | \$788.90 | \$797.13 | \$131.85 |
| Bifold Double Doors | | | | | |
| 4/0 x 6/8 | \$1,252.08 | \$212.69 | \$1,315.14 | \$1,325.03 | \$237.99 |
| 5/0 x 6/8 | \$1,339.97 | \$212.69 | \$1,403.03 | \$1,412.91 | \$240.80 |
| 5/4 x 6/8 | | | *Quick Ship | | \$240.80 |
| 6/0 x 6/8 | \$1,469.91 | \$212.69 | \$1,532.97 | \$1,542.86 | \$240.80 |
| HINGE COLOR OPTIONS (Std is US3/4 Brighter [Satin Brass]) [Hinge options are not available for bifold doors] Color Options: Bright Brass, Dull Chrome, Antique Brass, Antique Nickel, Satin Nickel, Oil Rubbed Bronze | | | DOUBLE DOOR OPTIONS | | |
| | | | Std BB Hdwe, Poplar Astragal | ADD | |
| | | | 1-3/8" Ball Catches (pair): | \$45.60 | |
| | | | Concealed Magnetic Catches (pr): | \$97.78 | |
| | | | T-Astragal & 2 flush bolts: | \$304.88 | |
| Single Prehung Doors | | | ADD: | \$2.01 | T-Astragal & 1 flush bolt: \$238.57 |
| Double Prehung Doors | | | ADD: | \$4.02 | Strike & Flush Bolt Color Options: SC, AB, SN, AN, ORB |

*Quick Ship—Badger Three to Four Week Ship Program. Add one Week for Pre-finishing.



POPLAR DOORS

1-3/8" Shaker Flat 3-Panel

Standard Hinge: 3-1/2" Ball Bearing, US4 Brighter

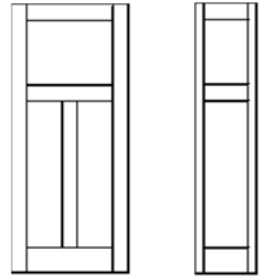
FINISH OPTIONS:

RAW: (Unfinished).

STAIN: Core Colors, see our selection guide /options on pages IM-U-2 & 3, and for a wider color pallet see our standard color fan-deck.

NOTE: CUSTOM COLOR PRICING ADD

15% TO THE CORE COLOR PREF. ADD ON BELOW.



RSQ3C

RBQ2C

| | DOOR SLABS | | PREHUNG DOORS w/Poplar Veneer Jambs & Poplar Colonial or Square Stops. (Casing NOT included.) | | |
|---|------------|----------------------|---|-----------------------------|---|
| | Raw | Core Pref. Add-On | 4-9/16" Jamb Veneer Raw | 4-13/16" Jamb Veneer Raw | Core Pref. Add-On |
| Single Doors | | | | | |
| 1/0 x 6/8 | | | *Quick Ship | | \$151.34 |
| 1/3 x 6/8 | | | *Quick Ship | | \$151.34 |
| 1/4 x 6/8 | \$293.81 | \$127.45 | \$393.15 | \$401.39 | \$151.34 |
| 1/6 x 6/8 | \$304.08 | \$127.45 | \$403.43 | \$411.66 | \$151.34 |
| 1/8 x 6/8 | \$304.08 | \$127.45 | \$403.43 | \$411.66 | \$151.34 |
| 1/10 x 6/8 | | | *Quick Ship | | \$151.34 |
| 2/0 x 6/8 | \$316.26 | \$127.45 | \$415.61 | \$423.84 | \$151.34 |
| 2/2 x 6/8 | | | *Quick Ship | | \$151.34 |
| 2/4 x 6/8 | \$340.53 | \$127.45 | \$439.88 | \$448.11 | \$151.34 |
| 2/6 x 6/8 | \$348.63 | \$127.45 | \$447.98 | \$456.21 | \$151.34 |
| 2/8 x 6/8 | \$356.73 | \$127.45 | \$456.08 | \$464.31 | \$151.34 |
| 2/10 x 6/8 | \$364.83 | \$127.45 | \$464.18 | \$472.41 | \$151.34 |
| 3/0 x 6/8 | \$364.83 | \$127.45 | \$464.18 | \$472.41 | \$151.34 |
| Double Doors | | | | | |
| 3/0 x 6/8 | --- | --- | \$737.72 | \$745.95 | \$278.79 |
| 4/0 x 6/8 | --- | --- | \$772.59 | \$782.48 | \$280.20 |
| 5/0 x 6/8 | --- | --- | \$837.33 | \$847.22 | \$283.01 |
| 5/4 x 6/8 | --- | --- | \$853.53 | \$863.42 | \$283.01 |
| 6/0 x 6/8 | --- | --- | \$869.73 | \$879.62 | \$283.01 |
| Bifold Doors (w/1700 Trk & Hdwe) - Note: A bifold door ships as a boxed unit with frames KD. | | | | | |
| 2/0 x 6/8 | \$434.96 | \$107.96 | \$487.50 | \$495.74 | \$131.85 |
| 2/6 x 6/8 | \$448.88 | \$107.96 | \$501.42 | \$509.66 | \$131.85 |
| 2/8 x 6/8 | | | *Quick Ship | | \$131.85 |
| 3/0 x 6/8 | \$463.74 | \$107.96 | \$516.29 | \$524.52 | \$131.85 |
| Bifold Double Doors | | | | | |
| 4/0 x 6/8 | \$866.97 | \$212.69 | \$930.03 | \$939.92 | \$237.99 |
| 5/0 x 6/8 | \$894.86 | \$212.69 | \$957.92 | \$967.80 | \$240.80 |
| 5/4 x 6/8 | | | *Quick Ship | | \$240.80 |
| 6/0 x 6/8 | \$924.69 | \$212.69 | \$987.75 | \$997.64 | \$240.80 |
| HINGE COLOR OPTIONS (Std is US3/4 Brighter [Satin Brass]) [Hinge options are not available for bifold doors] Color Options: Bright Brass, Dull Chrome, Antique Brass, Antique Nickel, Satin Nickel, Oil Rubbed Bronze | | | DOUBLE DOOR OPTIONS | | |
| | | | Std BB Hdwe, Poplar Astragal | | ADD |
| | | | 1-3/8" Ball Catches (pair): | | \$45.60 |
| | | | Concealed Magnetic Catches (pr): | | \$97.78 |
| | | | T-Astragal & 2 flush bolts: | | \$304.88 |
| Single Prehung Doors | | | ADD: | \$2.01 | T-Astragal & 1 flush bolt: \$238.57 |
| Double Prehung Doors | | | ADD: | \$4.02 | Strike & Flush Bolt Color Options: SC, AB, SN, AN, ORB |

*Quick Ship—Badger Three to Four Week Ship Program. Add one Week for Pre-finishing.



POPLAR DOORS

1-3/8" Shaker Flat 2-Panel

Standard Hinge: 3-1/2" Ball Bearing, US4 Brighter

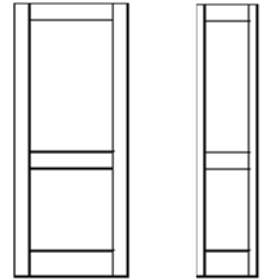
FINISH OPTIONS:

RAW: (Unfinished).

STAIN: Core Colors, see our selection guide /options on pages IM-U-2 & 3, and for a wider color pallet see our standard color fan-deck.

NOTE: CUSTOM COLOR PRICING ADD

15% TO THE CORE COLOR PREF. ADD ON BELOW.



RSQ2B

RBQ2B

| | DOOR SLABS | | PREHUNG DOORS w/Poplar Veneer Jambs & Poplar Colonial or Square Stops. (Casing NOT included.) | | |
|---|------------|----------------------|---|-----------------------------|---|
| | Raw | Core Pref. Add-On | 4-9/16" Jamb Veneer Raw | 4-13/16" Jamb Veneer Raw | Core Pref. Add-On |
| Single Doors | | | | | |
| 1/0 x 6/8 | | | *Quick Ship | | \$151.34 |
| 1/3 x 6/8 | | | *Quick Ship | | \$151.34 |
| 1/4 x 6/8 | | | *Quick Ship | | \$151.34 |
| 1/6 x 6/8 | \$304.34 | \$127.45 | \$403.68 | \$411.92 | \$151.34 |
| 1/8 x 6/8 | | | *Quick Ship | | \$151.34 |
| 1/10 x 6/8 | | | *Quick Ship | | \$151.34 |
| 2/0 x 6/8 | \$308.39 | \$127.45 | \$407.73 | \$415.97 | \$151.34 |
| 2/2 x 6/8 | | | *Quick Ship | | \$151.34 |
| 2/4 x 6/8 | \$344.60 | \$127.45 | \$443.94 | \$452.18 | \$151.34 |
| 2/6 x 6/8 | \$340.53 | \$127.45 | \$439.88 | \$448.11 | \$151.34 |
| 2/8 x 6/8 | \$348.63 | \$127.45 | \$447.98 | \$456.21 | \$151.34 |
| 2/10 x 6/8 | | | *Quick Ship | | \$151.34 |
| 3/0 x 6/8 | \$356.73 | \$127.45 | \$456.08 | \$464.31 | \$151.34 |
| Double Doors | | | | | |
| 3/0 x 6/8 | --- | --- | \$738.23 | \$746.46 | \$278.79 |
| 4/0 x 6/8 | --- | --- | \$756.84 | \$766.73 | \$280.20 |
| 5/0 x 6/8 | --- | --- | \$821.13 | \$831.02 | \$283.01 |
| 5/4 x 6/8 | --- | --- | \$837.33 | \$847.22 | \$283.01 |
| 6/0 x 6/8 | --- | --- | \$853.53 | \$863.42 | \$283.01 |
| Bifold Doors (w/1700 Trk & Hdwe) - Note: A bifold door ships as a boxed unit with frames KD. | | | | | |
| 2/0 x 6/8 | \$426.56 | \$107.96 | \$479.10 | \$487.34 | \$131.85 |
| 2/6 x 6/8 | \$437.66 | \$107.96 | \$490.20 | \$498.44 | \$131.85 |
| 2/8 x 6/8 | | | *Quick Ship | | \$131.85 |
| 3/0 x 6/8 | \$460.53 | \$107.96 | \$513.08 | \$521.31 | \$131.85 |
| Bifold Double Doors | | | | | |
| 4/0 x 6/8 | \$850.17 | \$212.69 | \$913.23 | \$923.12 | \$237.99 |
| 5/0 x 6/8 | \$872.42 | \$212.69 | \$935.48 | \$945.36 | \$240.80 |
| 5/4 x 6/8 | | | *Quick Ship | | \$240.80 |
| 6/0 x 6/8 | \$918.27 | \$212.69 | \$981.33 | \$991.22 | \$240.80 |
| HINGE COLOR OPTIONS (Std is US3/4 Brighter [Satin Brass]) [Hinge options are not available for bifold doors] Color Options: Bright Brass, Dull Chrome, Antique Brass, Antique Nickel, Satin Nickel, Oil Rubbed Bronze | | | DOUBLE DOOR OPTIONS | | |
| | | | Std BB Hdwe, Poplar Astragal | ADD | |
| | | | 1-3/8" Ball Catches (pair): | \$45.60 | |
| | | | Concealed Magnetic Catches (pr): | \$97.78 | |
| | | | T-Astragal & 2 flush bolts: | \$304.88 | |
| Single Prehung Doors | | | ADD: | \$2.01 | T-Astragal & 1 flush bolt: \$238.57 |
| Double Prehung Doors | | | ADD: | \$4.02 | Strike & Flush Bolt Color Options: SC, AB, SN, AN, ORB |

*Quick Ship—Badger Three to Four Week Ship Program. Add one Week for Pre-finishing.



POPLAR DOORS

1-3/8" Round Top 2-Panel

Standard Hinge: 3-1/2" Ball Bearing, US4 Brighter


FINISH OPTIONS:

RAW: (Unfinished).

STAIN: Core Colors, see our selection guide /options on pages IM-U-2 & 3, and for a wider color pallet see our standard color fan-deck.

NOTE: CUSTOM COLOR PRICING ADD

15% TO THE CORE COLOR PREF. ADD ON BELOW.



RS2R

RB2R

| | DOOR SLABS | | PREHUNG DOORS w/Poplar Veneer Jambs & Poplar Colonial or Square Stops. (Casing NOT included.) | | |
|---|------------|----------------------|---|-----------------------------|---|
| | Raw | Core Pref. Add-On | 4-9/16" Jamb Veneer Raw | 4-13/16" Jamb Veneer Raw | Core Pref. Add-On |
| Single Doors | | | | | |
| 1/0 x 6/8 | | | *Quick Ship | | \$151.34 |
| 1/3 x 6/8 | | | *Quick Ship | | \$151.34 |
| 1/4 x 6/8 | | | *Quick Ship | | \$151.34 |
| 1/6 x 6/8 | \$376.11 | \$127.45 | \$475.46 | \$483.69 | \$151.34 |
| 1/8 x 6/8 | | | *Quick Ship | | \$151.34 |
| 1/10 x 6/8 | | | *Quick Ship | | \$151.34 |
| 2/0 x 6/8 | \$366.83 | \$127.45 | \$466.17 | \$474.41 | \$151.34 |
| 2/2 x 6/8 | | | *Quick Ship | | \$151.34 |
| 2/4 x 6/8 | \$375.47 | \$127.45 | \$474.81 | \$483.05 | \$151.34 |
| 2/6 x 6/8 | \$398.15 | \$127.45 | \$497.49 | \$505.73 | \$151.34 |
| 2/8 x 6/8 | \$407.06 | \$127.45 | \$506.40 | \$514.64 | \$151.34 |
| 2/10 x 6/8 | | | *Quick Ship | | \$151.34 |
| 3/0 x 6/8 | \$451.65 | \$127.45 | \$551.00 | \$559.23 | \$151.34 |
| Double Doors | | | | | |
| 3/0 x 6/8 | --- | --- | \$881.78 | \$890.01 | \$278.79 |
| 4/0 x 6/8 | --- | --- | \$873.72 | \$883.61 | \$280.20 |
| 5/0 x 6/8 | --- | --- | \$936.36 | \$946.25 | \$283.01 |
| 5/4 x 6/8 | --- | --- | \$954.18 | \$964.07 | \$283.01 |
| 6/0 x 6/8 | --- | --- | \$1,043.37 | \$1,053.26 | \$283.01 |
| Bifold Doors (w/1700 Trk & Hdwe) - Note: A bifold door ships as a boxed unit with frames KD. | | | | | |
| 2/0 x 6/8 | \$494.10 | \$107.96 | \$546.65 | \$554.88 | \$131.85 |
| 2/6 x 6/8 | \$543.68 | \$107.96 | \$596.22 | \$604.46 | \$131.85 |
| 2/8 x 6/8 | | | *Quick Ship | | \$131.85 |
| 3/0 x 6/8 | \$684.96 | \$107.96 | \$737.51 | \$745.74 | \$131.85 |
| Bifold Double Doors | | | | | |
| 4/0 x 6/8 | \$985.26 | \$212.69 | \$1,048.32 | \$1,058.21 | \$237.99 |
| 5/0 x 6/8 | \$1,084.46 | \$212.69 | \$1,147.52 | \$1,157.40 | \$240.80 |
| 5/4 x 6/8 | | | *Quick Ship | | \$240.80 |
| 6/0 x 6/8 | \$1,367.13 | \$212.69 | \$1,430.19 | \$1,440.08 | \$240.80 |
| HINGE COLOR OPTIONS (Std is US3/4 Brighter [Satin Brass]) [Hinge options are not available for bifold doors] Color Options: Bright Brass, Dull Chrome, Antique Brass, Antique Nickel, Satin Nickel, Oil Rubbed Bronze | | | DOUBLE DOOR OPTIONS | | |
| | | | Std BB Hdwe, Poplar Astragal | | ADD |
| | | | 1-3/8" Ball Catches (pair): | | \$45.60 |
| | | | Concealed Magnetic Catches (pr): | | \$97.78 |
| | | | T-Astragal & 2 flush bolts: | | \$304.88 |
| Single Prehung Doors | | | ADD: | \$2.01 | T-Astragal & 1 flush bolt: \$238.57 |
| Double Prehung Doors | | | ADD: | \$4.02 | Strike & Flush Bolt Color Options: SC, AB, SN, AN, ORB |

*Quick Ship—Badger Three to Four Week Ship Program. Add one Week for Pre-finishing.



POPLAR DOORS

1-3/8" Raised 2-Panel

Standard Hinge: 3-1/2" Ball Bearing, US4 Brighter

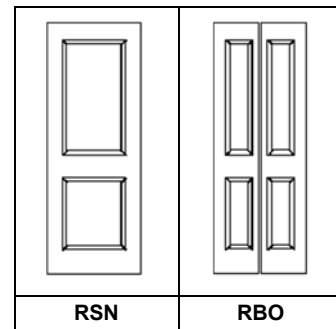
FINISH OPTIONS:

RAW: (Unfinished).

STAIN: Core Colors, see our selection guide /options on pages IM-U-2 & 3, and for a wider color pallet see our standard color fan-deck.

NOTE: CUSTOM COLOR PRICING ADD

15% TO THE CORE COLOR PREF. ADD ON BELOW.



| | DOOR SLABS | | PREHUNG DOORS w/Poplar Veneer Jambs & Poplar Colonial or Square Stops. (Casing NOT included.) | | |
|---|------------|-----------------|---|-----------------------------|---|
| | Raw | Pref. Add-On | 4-9/16" Jamb Veneer Raw | 4-13/16" Jamb Veneer Raw | Pref. Add-On |
| Single Doors | | | | | |
| 1/0 x 6/8 | | | *Quick Ship | | \$151.34 |
| 1/3 x 6/8 | | | *Quick Ship | | \$151.34 |
| 1/4 x 6/8 | | | *Quick Ship | | \$151.34 |
| 1/6 x 6/8 | \$377.31 | \$127.45 | \$476.66 | \$484.89 | \$151.34 |
| 1/8 x 6/8 | | | *Quick Ship | | \$151.34 |
| 1/10 x 6/8 | | | *Quick Ship | | \$151.34 |
| 2/0 x 6/8 | \$380.30 | \$127.45 | \$479.64 | \$487.88 | \$151.34 |
| 2/2 x 6/8 | | | *Quick Ship | | \$151.34 |
| 2/4 x 6/8 | \$389.27 | \$127.45 | \$488.61 | \$496.85 | \$151.34 |
| 2/6 x 6/8 | \$398.15 | \$127.45 | \$497.49 | \$505.73 | \$151.34 |
| 2/8 x 6/8 | \$407.06 | \$127.45 | \$506.40 | \$514.64 | \$151.34 |
| 2/10 x 6/8 | | | *Quick Ship | | \$151.34 |
| 3/0 x 6/8 | \$451.65 | \$127.45 | \$551.00 | \$559.23 | \$151.34 |
| Double Doors | | | | | |
| 3/0 x 6/8 | --- | --- | \$884.18 | \$892.41 | \$278.79 |
| 4/0 x 6/8 | --- | --- | \$900.66 | \$910.55 | \$280.20 |
| 5/0 x 6/8 | --- | --- | \$936.36 | \$946.25 | \$283.01 |
| 5/4 x 6/8 | --- | --- | \$954.18 | \$964.07 | \$283.01 |
| 6/0 x 6/8 | --- | --- | \$1,043.37 | \$1,053.26 | \$283.01 |
| Bifold Doors (w/1700 Trk & Hdwe) - Note: A bifold door ships as a boxed unit with frames KD. | | | | | |
| 2/0 x 6/8 | \$522.59 | \$107.96 | \$575.13 | \$583.37 | \$131.85 |
| 2/6 x 6/8 | \$587.57 | \$107.96 | \$640.11 | \$648.35 | \$131.85 |
| 2/8 x 6/8 | | | *Quick Ship | | \$131.85 |
| 3/0 x 6/8 | \$652.59 | \$107.96 | \$705.14 | \$713.37 | \$131.85 |
| Bifold Double Doors | | | | | |
| 4/0 x 6/8 | \$1,042.23 | \$212.69 | \$1,105.29 | \$1,115.18 | \$237.99 |
| 5/0 x 6/8 | \$1,172.24 | \$212.69 | \$1,235.30 | \$1,245.18 | \$240.80 |
| 5/4 x 6/8 | | | *Quick Ship | | \$240.80 |
| 6/0 x 6/8 | \$1,302.39 | \$212.69 | \$1,365.45 | \$1,375.34 | \$240.80 |
| HINGE COLOR OPTIONS (Std is US3/4 Brighter [Satin Brass]) [Hinge options are not available for bifold doors] Color Options: Bright Brass, Dull Chrome, Antique Brass, Antique Nickel, Satin Nickel, Oil Rubbed Bronze | | | DOUBLE DOOR OPTIONS | | |
| | | | Std BB Hdwe, Poplar Astragal | ADD | |
| | | | 1-3/8" Ball Catches (pair): | \$45.60 | |
| | | | Concealed Magnetic Catches (pr): | \$97.78 | |
| | | | T-Astragal & 2 flush bolts: | \$304.88 | |
| Single Prehung Doors | | | ADD: | \$2.01 | T-Astragal & 1 flush bolt: \$238.57 |
| Double Prehung Doors | | | ADD: | \$4.02 | Strike & Flush Bolt Color Options: SC, AB, SN, AN, ORB |

*Quick Ship—Badger Three to Four Week Ship Program. Add one Week for Pre-finishing.

POPLAR LITED DOORS

Standard Hinge: 3-1/2" Ball Bearing, US3/4 Brighter

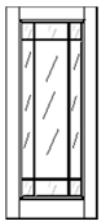
See Our Wide Selection of Finish Options on Catalog Pages IM-U-2-3.

NOTE: CUSTOM COLOR PRICING ADD 15% TO THE CORE PREF. ADD ON BELOW**DOOR SLABS & PREHUNG DOORS - 6'8"****1-3/8" TDL FLAT GLASS (RST)****DOOR SLABS****PREHUNG DOORS**w/Poplar Veneer Jambs & Poplar Colonial or Square Stops.
(Casing NOT included.)**Raw****Core Pref.
Add-On****4-9/16" Jamb
Veneer Raw****4-13/16" Jamb
Veneer Raw****Core Pref.
Add-On****Single Doors**

| | | | | | |
|-----------------|----------|----------|----------|----------|----------|
| 2/0 x 6/8 (10L) | \$474.05 | \$159.11 | \$573.39 | \$581.63 | \$183.00 |
| 2/6 x 6/8 (15L) | \$491.00 | \$159.11 | \$590.34 | \$598.58 | \$183.00 |
| 2/8 x 6/8 (15L) | \$680.97 | \$159.11 | \$780.32 | \$788.55 | \$183.00 |
| 3/0 x 6/8 (15L) | \$524.91 | \$159.11 | \$624.26 | \$632.49 | \$183.00 |

Double Doors

| | | | | | |
|-----------------|-----|-----|------------|------------|----------|
| 4/0 x 6/8 (10L) | --- | --- | \$1,088.16 | \$1,098.05 | \$343.52 |
| 5/0 x 6/8 (15L) | --- | --- | \$1,122.06 | \$1,131.95 | \$346.32 |
| 5/4 x 6/8 (15L) | --- | --- | \$1,502.01 | \$1,511.90 | \$346.32 |
| 6/0 x 6/8 (15L) | --- | --- | \$1,189.89 | \$1,199.78 | \$346.32 |

**1-3/8" PRAIRIEVIEW TDL GLASS (RSW)****DOOR SLABS****PREHUNG DOORS**w/Poplar Veneer Jambs & Poplar Colonial or Square Stops.
(Casing NOT included.)**Raw****Core Pref.
Add-On****4-9/16" Jamb
Veneer Raw****4-13/16" Jamb
Veneer Raw****Core Pref.
Add-On****Single Doors**

| | | | | | |
|-----------|-------------|----------|----------|----------|----------|
| 2/0 x 6/8 | \$474.05 | \$159.11 | \$573.39 | \$581.63 | \$183.00 |
| 2/6 x 6/8 | \$491.00 | \$159.11 | \$590.34 | \$598.58 | \$183.00 |
| 2/8 x 6/8 | *Quick Ship | | | | \$183.00 |
| 3/0 x 6/8 | \$524.91 | \$159.11 | \$624.26 | \$632.49 | \$183.00 |

Double Doors

| | | | | | |
|-----------|-----|-----|-------------|------------|----------|
| 4/0 x 6/8 | --- | --- | \$1,088.16 | \$1,098.05 | \$343.52 |
| 5/0 x 6/8 | --- | --- | \$1,122.06 | \$1,131.95 | \$346.32 |
| 5/4 x 6/8 | --- | --- | *Quick Ship | | \$346.32 |
| 6/0 x 6/8 | --- | --- | \$1,189.89 | \$1,199.78 | \$346.32 |

HINGE COLOR OPTIONS (Std is US3/4 Brighter [Satin Brass])
Color Options: Bright Brass, Dull Chrome, Antique Brass,
Antique Nickel, Satin Nickel, Oil Rubbed Bronze

DOUBLE DOOR OPTIONS

Std BB Hdwe, Poplar Astragal

ADD

1-3/8" Ball Catches (pair):

\$45.60

Concealed Magnetic Catches (pr):

\$97.78

T-Astragal & 2 flush bolts:

\$304.88

T-Astragal & 1 flush bolt:

\$238.57

Single Prehung Doors

ADD:

\$2.01

Double Prehung Doors

ADD:

\$4.02

Strike & Flush Bolt Color Options:
SC, AB, SN, AN, ORB

*Quick Ship—Badger Three to Four Week Ship Program. Add one Week for Pre-finishing.


POPLAR LITED DOORS

Standard Hinge: 3-1/2" Ball Bearing, US3/4 Brighter

See Our Wide Selection of Finish Options on Catalog Pages IM-U-2-3.

NOTE: CUSTOM COLOR PRICING ADD 15% TO THE CORE PREF. ADD ON BELOW

DOOR SLABS & PREHUNG DOORS - 6'8"

|  | 1-3/8" FULL LITE FLAT GLASS (RSA) | | | | |
|---|-----------------------------------|----------------------|---|---|----------------------|
| | DOOR SLABS | | PREHUNG DOORS w/Poplar Veneer Jambs & Poplar Colonial or Square Stops. (Casing NOT included.) | | |
| | Raw | Core Pref. Add-On | 4-9/16" Jamb Veneer Raw | 4-13/16" Jamb Veneer Raw | Core Pref. Add-On |
| Single Doors | | | | | |
| 2/0 x 6/8 | \$404.90 | \$159.11 | \$504.24 | \$512.48 | \$183.00 |
| 2/6 x 6/8 | \$496.92 | \$159.11 | \$596.27 | \$604.50 | \$183.00 |
| 3/0 x 6/8 | \$515.33 | \$159.11 | \$614.67 | \$622.91 | \$183.00 |
| Double Doors | | | | | |
| 4/0 x 6/8 | --- | --- | \$949.86 | \$959.75 | \$343.52 |
| 5/0 x 6/8 | --- | --- | \$1,133.91 | \$1,143.80 | \$346.32 |
| 6/0 x 6/8 | --- | --- | \$1,170.72 | \$1,180.61 | \$346.32 |
| HINGE COLOR OPTIONS (Std is US3/4 Brighter [Satin Brass]) Color Options: Bright Brass, Dull Chrome, Antique Brass, Antique Nickel, Satin Nickel, Oil Rubbed Bronze | | | | DOUBLE DOOR OPTIONS | |
| | | | | Std BB Hdwe, Poplar Astragal | ADD |
| | | | | 1-3/8" Ball Catches (pair): | \$45.60 |
| | | | | Concealed Magnetic Catches (pr): | \$97.78 |
| | | | | T-Astragal & 2 flush bolts: | \$304.88 |
| Single Prehung Doors | | ADD: | \$2.01 | T-Astragal & 1 flush bolt: | \$238.57 |
| Double Prehung Doors | | ADD: | \$4.02 | Strike & Flush Bolt Color Options: SC, AB, SN, AN, ORB | |

*Quick Ship—Badger Three to Four Week Ship Program. Add one Week for Pre-finishing.

PINE INTERIOR DOORS

| Description | Badger Door Code | Page |
|------------------------------|------------------|--------|
| Double Hip 6-Panel - Radiata | (PSP) | IM-E-2 |
| Louver (Full) | (PSLF) | IM-E-3 |
| Louver/Panel | (PSL1P) | IM-E-4 |
| TDL Flat Glass | (PST) | IM-E-5 |
| V-Groove Glass | (PSD) | IM-E-5 |
| Prairieview 9-Lite | (PSW) | IM-E-6 |
| Pantry 1-Lite Satin Glass | (PSZ) | IM-E-6 |



Prices and specifications are subject to change without notice.



*Quick Ship—Badger Three to Four Week Ship Program. Add one Week for Pre-finishing.

RADIATA PINE DOORS

1-3/8" Double Hip 6-Panel

Standard Hinge: 3-1/2" Ball Bearing, US4 Brighter

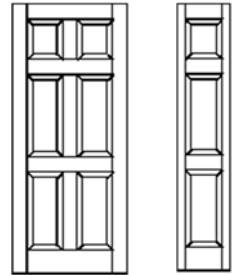
FINISH OPTIONS:

RAW: (Unfinished).

STAIN: Core Colors, see our selection guide /options on pages IM-U-2 & 3, and for a wider color pallet see our standard color fan-deck.

NOTE: CUSTOM COLOR PRICING ADD

15% TO THE CORE COLOR PREF. ADD ON BELOW.



PSP

PBP

| | DOOR SLABS | | PREHUNG DOORS w/Pine Veneer Jambs & Pine Colonial or Square Stops. (Casing NOT included.) | | | | |
|--|-------------|----------------------|---|-----------------------------|---|----------------------------|----------------------|
| | Raw | Core Pref. Add-On | 4-9/16" Jamb Veneer Raw | 4-13/16" Jamb Veneer Raw | 5-1/4" Jamb Veneer Raw | 6-9/16" Jamb Veneer Raw | Core Pref. Add-On |
| Single Doors | | | | | | | |
| 1/0 x 6/8 | *Quick Ship | | | | | | |
| 1/3 x 6/8 | *Quick Ship | | | | | | |
| 1/4 x 6/8 | *Quick Ship | | | | | | |
| 1/6 x 6/8 | \$229.26 | \$127.45 | \$330.42 | \$340.05 | \$351.53 | \$361.52 | \$151.34 |
| 1/8 x 6/8 | *Quick Ship | | | | | | |
| 1/10 x 6/8 | *Quick Ship | | | | | | |
| 2/0 x 6/8 | \$242.36 | \$127.45 | \$343.52 | \$353.15 | \$364.62 | \$374.61 | \$151.34 |
| 2/2 x 6/8 | *Quick Ship | | | | | | |
| 2/4 x 6/8 | \$254.16 | \$127.45 | \$355.32 | \$364.95 | \$376.43 | \$386.42 | \$151.34 |
| 2/6 x 6/8 | \$263.57 | \$127.45 | \$364.73 | \$374.36 | \$385.83 | \$395.82 | \$151.34 |
| 2/8 x 6/8 | \$278.97 | \$127.45 | \$380.13 | \$389.76 | \$401.24 | \$411.23 | \$151.34 |
| 2/10 x 6/8 | *Quick Ship | | | | | | |
| 3/0 x 6/8 | \$291.95 | \$127.45 | \$393.11 | \$402.74 | \$414.21 | \$424.20 | \$151.34 |
| Double Doors | | | | | | | |
| 3/0 x 6/8 | --- | --- | \$590.07 | \$599.70 | \$611.18 | \$621.17 | \$278.79 |
| 4/0 x 6/8 | --- | --- | \$626.94 | \$638.51 | \$652.28 | \$664.25 | \$280.20 |
| 5/0 x 6/8 | --- | --- | \$669.36 | \$680.93 | \$694.70 | \$706.67 | \$283.01 |
| 5/4 x 6/8 | --- | --- | \$700.17 | \$711.74 | \$725.51 | \$737.48 | \$283.01 |
| 6/0 x 6/8 | --- | --- | \$726.12 | \$737.69 | \$751.46 | \$763.43 | \$283.01 |
| Bifold Doors (w/1700 Track & Hdwe): Note: Bifolds ship as boxed units with frames KD. | | | | | | | |
| 2/0 x 6/8 | \$386.22 | \$107.96 | \$439.65 | \$449.28 | \$460.76 | \$470.75 | \$131.85 |
| 2/6 x 6/8 | \$439.41 | \$107.96 | \$492.84 | \$502.47 | \$513.95 | \$523.94 | \$131.85 |
| 3/0 x 6/8 | \$509.93 | \$107.96 | \$563.36 | \$572.99 | \$584.46 | \$594.45 | \$131.85 |
| Bifold Double Doors | | | | | | | |
| 4/0 x 6/8 | \$769.50 | \$212.69 | \$833.61 | \$845.18 | \$858.95 | \$870.92 | \$237.99 |
| 5/0 x 6/8 | \$875.93 | \$212.69 | \$940.04 | \$951.60 | \$965.37 | \$977.34 | \$240.80 |
| 6/0 x 6/8 | \$1,017.06 | \$212.69 | \$1,081.17 | \$1,092.74 | \$1,106.51 | \$1,118.48 | \$240.80 |
| HINGE COLOR OPTIONS (Std is US3/4 Brighter [Satin Brass]) [Hinge options are not available for bifold doors] Color Options: Bright Brass, Dull Chrome, Antique Brass, Antique Nickel, Satin Nickel, Oil Rubbed Bronze | | | | | DOUBLE DOOR OPTIONS | | |
| | | | | | Std BB Hdwe, Pine Astragal | | ADD |
| | | | | | 1-3/8" Ball Catches (pair): | | \$45.60 |
| | | | | | Concealed Magnetic Catches (pr): | | \$97.78 |
| | | | | | T-Astragal & 2 flush bolts: | | \$243.96 |
| Single Prehung Doors | | | ADD: | \$2.01 | T-Astragal & 1 flush bolt: | | |
| Double Prehung Doors | | | ADD: | \$4.02 | Strike & Flush Bolt Color Options: SC. AB. SN. AN. ORB | | |

*Quick Ship—Badger Three to Four Week Ship Program. Add one Week for Pre-finishing.

**PINE DOORS
1-3/8" Full Louver**

Standard Hinge: 3-1/2" Ball Bearing, US4 Brighter

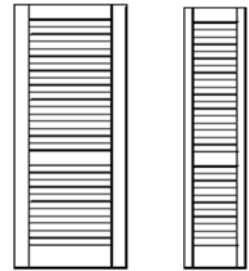
FINISH OPTIONS:

RAW: (Unfinished).

STAIN: Core Colors, see our selection guide /options on pages IM-U-2 & 3, and for a wider color pallet see our standard color fan-deck.

NOTE: CUSTOM COLOR PRICING ADD

15% TO THE CORE COLOR PREF. ADD ON BELOW.



PSLF

PBLF

>>IMPORTANT<<

Must specify which side louvers face down, stop or hinge side.

| | DOOR SLABS | | PREHUNG DOORS w/Pine Veneer Jambs & Pine Colonial or Square Stops. (Casing NOT included.) | | | | |
|--|-------------|----------------------|---|-----------------------------|---|----------------------------|----------------------|
| | Raw | Core Pref. Add-On | 4-9/16" Jamb Veneer Raw | 4-13/16" Jamb Veneer Raw | 5-1/4" Jamb Veneer Raw | 6-9/16" Jamb Veneer Raw | Core Pref. Add-On |
| Single Doors | | | | | | | |
| 1/0 x 6/8 | *Quick Ship | | | | | | |
| 1/3 x 6/8 | *Quick Ship | | | | | | |
| 1/4 x 6/8 | *Quick Ship | | | | | | |
| 1/6 x 6/8 | *Quick Ship | | | | | | |
| 1/8 x 6/8 | *Quick Ship | | | | | | |
| 1/10 x 6/8 | *Quick Ship | | | | | | |
| 2/0 x 6/8 | \$320.15 | \$159.11 | \$421.31 | \$430.94 | \$442.41 | \$452.40 | \$183.00 |
| 2/2 x 6/8 | *Quick Ship | | | | | | |
| 2/4 x 6/8 | *Quick Ship | | | | | | |
| 2/6 x 6/8 | \$395.48 | \$159.11 | \$496.64 | \$506.27 | \$517.74 | \$527.73 | \$183.00 |
| 2/8 x 6/8 | \$414.32 | \$159.11 | \$515.48 | \$525.11 | \$536.58 | \$546.57 | \$183.00 |
| 2/10 x 6/8 | *Quick Ship | | | | | | |
| 3/0 x 6/8 | \$433.14 | \$159.11 | \$534.30 | \$543.93 | \$555.41 | \$565.40 | \$183.00 |
| Double Doors | | | | | | | |
| 3/0 x 6/8 | --- | --- | *Quick Ship | | | | |
| 4/0 x 6/8 | --- | --- | \$782.52 | \$794.09 | \$807.86 | \$819.83 | \$343.52 |
| 5/0 x 6/8 | --- | --- | \$933.18 | \$944.75 | \$958.52 | \$970.49 | \$346.32 |
| 5/4 x 6/8 | --- | --- | \$970.86 | \$982.43 | \$996.20 | \$1,008.17 | \$346.32 |
| 6/0 x 6/8 | --- | --- | \$1,008.51 | \$1,020.08 | \$1,033.85 | \$1,045.82 | \$346.32 |
| Bifold Doors (1-1/8") (w/1825 Track & Hdwe): NOTE: Pine Louver/Panel Bifold Doors are 1-1/8" Thick | | | | | | | |
| 2/0 x 6/8 | \$274.38 | \$198.08 | \$327.81 | \$337.44 | \$348.92 | \$358.91 | \$221.97 |
| 2/6 x 6/8 | \$286.40 | \$198.08 | \$339.83 | \$349.46 | \$360.93 | \$370.92 | \$221.97 |
| 3/0 x 6/8 | \$302.43 | \$198.08 | \$355.86 | \$365.49 | \$376.97 | \$386.96 | \$221.97 |
| Bifold Double Doors (1-1/8") | | | | | | | |
| 4/0 x 6/8 | \$547.91 | \$392.92 | \$612.02 | \$623.58 | \$637.35 | \$649.32 | \$418.23 |
| 5/0 x 6/8 | \$572.78 | \$392.92 | \$636.89 | \$648.45 | \$662.22 | \$674.19 | \$421.04 |
| 6/0 x 6/8 | \$605.19 | \$392.92 | \$669.30 | \$680.87 | \$694.64 | \$706.61 | \$421.04 |
| HINGE COLOR OPTIONS (Std is US3/4 Brighter [Satin Brass]) [Hinge options are not available for bifold doors] Color Options: Bright Brass, Dull Chrome, Antique Brass, Antique Nickel, Satin Nickel, Oil Rubbed Bronze | | | | | DOUBLE DOOR OPTIONS | | |
| | | | | | Std BB Hdwe, Pine Astragal | | ADD |
| | | | | | 1-3/8" Ball Catches (pair): | | \$45.60 |
| | | | | | Concealed Magnetic Catches (pr): | | \$97.78 |
| | | | | | T-Astragal & 2 flush bolts: | | \$243.96 |
| Single Prehung Doors | | | ADD: | \$2.01 | T-Astragal & 1 flush bolt: | | |
| Double Prehung Doors | | | ADD: | \$4.02 | Strike & Flush Bolt Color Options: SC, AB, SN, AN, ORB | | |

*Quick Ship—Badger Three to Four Week Ship Program. Add one Week for Pre-finishing.

PINE DOORS

1-3/8" Louver / Panel

Standard Hinge: 3-1/2" Ball Bearing, US4 Brighter

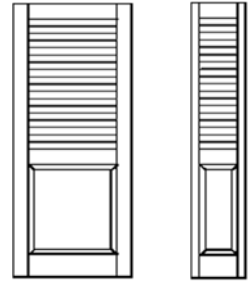
FINISH OPTIONS:

RAW: (Unfinished).

STAIN: Core Colors, see our selection guide /options on pages IM-U-2 & 3, and for a wider color pallet see our standard color fan-deck.

NOTE: CUSTOM COLOR PRICING ADD

15% TO THE CORE COLOR PREF. ADD ON BELOW.



PSL1P

PBL1P

>>IMPORTANT<<

Must specify which side louvers face down, stop or hinge side.

| | DOOR SLABS | | PREHUNG DOORS w/Pine Veneer Jambs & Pine Colonial or Square Stops. (Casing NOT included.) | | | | |
|--|-------------------|----------------------|---|-----------------------------|---|----------------------------|----------------------|
| | Raw | Core Pref. Add-On | 4-9/16" Jamb Veneer Raw | 4-13/16" Jamb Veneer Raw | 5-1/4" Jamb Veneer Raw | 6-9/16" Jamb Veneer Raw | Core Pref. Add-On |
| Single Doors | | | | | | | |
| 1/0 x 6/8 | *Call for Options | | | | | | |
| 1/3 x 6/8 | *Call for Options | | | | | | |
| 1/4 x 6/8 | *Call for Options | | | | | | |
| 1/6 x 6/8 | *Call for Options | | | | | | |
| 1/8 x 6/8 | *Call for Options | | | | | | |
| 1/10 x 6/8 | *Call for Options | | | | | | |
| 2/0 x 6/8 | *Call for Options | | | | | | |
| 2/2 x 6/8 | *Call for Options | | | | | | |
| 2/4 x 6/8 | *Call for Options | | | | | | |
| 2/6 x 6/8 | *Call for Options | | | | | | |
| 2/8 x 6/8 | *Call for Options | | | | | | |
| 2/10 x 6/8 | *Call for Options | | | | | | |
| 3/0 x 6/8 | *Call for Options | | | | | | |
| Double Doors | | | | | | | |
| 3/0 x 6/8 | --- | --- | *Call for Options | | | | |
| 4/0 x 6/8 | --- | --- | *Call for Options | | | | |
| 5/0 x 6/8 | --- | --- | *Call for Options | | | | |
| 5/4 x 6/8 | --- | --- | *Call for Options | | | | |
| 6/0 x 6/8 | --- | --- | *Call for Options | | | | |
| Bifold Doors (1-1/8") (w/1825 Track & Hdwe): NOTE: Pine Louver/Panel Bifold Doors are 1-1/8" Thick | | | | | | | |
| 2/0 x 6/8 | \$312.05 | \$198.08 | \$365.48 | \$375.11 | \$386.58 | \$396.57 | \$221.97 |
| 2/6 x 6/8 | \$327.83 | \$198.08 | \$381.26 | \$390.89 | \$402.36 | \$412.35 | \$221.97 |
| 3/0 x 6/8 | \$351.41 | \$198.08 | \$404.84 | \$414.47 | \$425.94 | \$435.93 | \$221.97 |
| Bifold Double Doors (1-1/8") | | | | | | | |
| 4/0 x 6/8 | \$623.24 | \$392.92 | \$687.35 | \$698.91 | \$712.68 | \$724.65 | \$418.23 |
| 5/0 x 6/8 | \$655.64 | \$392.92 | \$719.75 | \$731.31 | \$745.08 | \$757.05 | \$421.04 |
| 6/0 x 6/8 | \$703.14 | \$392.92 | \$767.25 | \$778.82 | \$792.59 | \$804.56 | \$421.04 |
| HINGE COLOR OPTIONS (Std is US3/4 Brighter [Satin Brass]) [Hinge options are not available for bifold doors] Color Options: Bright Brass, Dull Chrome, Antique Brass, Antique Nickel, Satin Nickel, Oil Rubbed Bronze | | | | | DOUBLE DOOR OPTIONS | | |
| | | | | | Std BB Hdwe, Pine Astragal | | ADD |
| | | | | | 1-3/8" Ball Catches (pair): | | \$45.60 |
| | | | | | Concealed Magnetic Catches (pr): | | \$97.78 |
| | | | | | T-Astragal & 2 flush bolts: | | \$243.96 |
| Single Prehung Doors | | | ADD: | \$2.01 | T-Astragal & 1 flush bolt: \$177.65 | | |
| Double Prehung Doors | | | ADD: | \$4.02 | Strike & Flush Bolt Color Options: SC AB SN AN ORB | | |

*Quick Ship—Badger Three to Four Week Ship Program. Add one Week for Pre-finishing.



PINE LITED DOORS

Standard Hinge: 3-1/2" Ball Bearing, US3/4 Brighter

See Our Wide Selection of Finish Options on Catalog Pages IM-U-2-3.

NOTE: CUSTOM COLOR PRICING ADD 15% TO THE CORE PREF. ADD ON BELOW

DOOR SLABS & PREHUNG DOORS - 6'8"

|  | 1-3/8" TDL FLAT GLASS (PST) | | | | | | |
|--|---|----------------------|---|-----------------------------|---|----------------------------|----------------------|
| | DOOR SLABS | | PREHUNG DOORS w/Pine Veneer Jambs & Pine Colonial or Square Stops. (Casing NOT included.) | | | | |
| | Raw | Core Pref. Add-On | 4-9/16" Jamb Veneer Raw | 4-13/16" Jamb Veneer Raw | 5-1/4" Jamb Veneer Raw | 6-9/16" Jamb Veneer Raw | Core Pref. Add-On |
| Single Doors | | | | | | | |
| 2/0 x 6/8 (10L) | \$395.48 | \$159.11 | \$496.64 | \$506.27 | \$517.74 | \$527.73 | \$183.00 |
| 2/6 x 6/8 (15L) | \$414.32 | \$159.11 | \$515.48 | \$525.11 | \$536.58 | \$546.57 | \$183.00 |
| 2/8 x 6/8 (15L) | *Quick Ship | | | | | | |
| 3/0 x 6/8 (15L) | \$459.51 | \$159.11 | \$560.67 | \$570.30 | \$581.78 | \$591.77 | \$183.00 |
| Double Doors | | | | | | | |
| 4/0 x 6/8 (10L) | --- | --- | \$933.18 | \$944.75 | \$958.52 | \$970.49 | \$343.52 |
| 5/0 x 6/8 (15L) | --- | --- | \$970.86 | \$982.43 | \$996.20 | \$1,008.17 | \$346.32 |
| 5/4 x 6/8 (15L) | --- | --- | *Quick Ship | | | | |
| 6/0 x 6/8 (15L) | --- | --- | \$1,061.25 | \$1,072.82 | \$1,086.59 | \$1,098.56 | \$346.32 |
|  | 1-3/8" V-GROOVE GLASS (PSD) *** Must specify V-Groove to hinge pin or stop side. *** | | | | | | |
| | DOOR SLABS | | PREHUNG DOORS w/Pine Veneer Jambs & Pine Colonial or Square Stops. (Casing NOT included.) | | | | |
| | Raw | Core Pref. Add-On | 4-9/16" Jamb Veneer Raw | 4-13/16" Jamb Veneer Raw | 5-1/4" Jamb Veneer Raw | 6-9/16" Jamb Veneer Raw | Core Pref. Add-On |
| Single Doors | | | | | | | |
| 2/0 x 6/8 | *Quick Ship | | | | | | |
| 2/6 x 6/8 | *Quick Ship | | | | | | |
| 2/8 x 6/8 | *Quick Ship | | | | | | |
| 3/0 x 6/8 | *Quick Ship | | | | | | |
| Double Doors | | | | | | | |
| 4/0 x 6/8 | --- | --- | *Quick Ship | | | | |
| 5/0 x 6/8 | --- | --- | *Quick Ship | | | | |
| 5/4 x 6/8 | --- | --- | *Quick Ship | | | | |
| 6/0 x 6/8 | --- | --- | *Quick Ship | | | | |
| HINGE COLOR OPTIONS (Std is US3/4 Brighter [Satin Brass]) Color Options: Bright Brass, Dull Chrome, Antique Brass, Antique Nickel, Satin Nickel, Oil Rubbed Bronze | | | | | DOUBLE DOOR OPTIONS | | |
| | | | | | Std BB Hdwe, PINE Astragal | | ADD |
| | | | | | 1-3/8" Ball Catches (pair): | | \$45.60 |
| | | | | | Concealed Magnetic Catches (pr): | | \$97.78 |
| | | | | | T-Astragal & 2 flush bolts: | | \$243.96 |
| Single Prehung Doors | | | ADD: | \$2.01 | T-Astragal & 1 flush bolt: | | |
| Double Prehung Doors | | | ADD: | \$4.02 | Strike & Flush Bolt Color Options: SC, AB, SN, AN, ORB | | |

*Quick Ship—Badger Three to Four Week Ship Program. Add one Week for Pre-finishing.

PINE LITED DOORS

Standard Hinge: 3-1/2" Ball Bearing, US3/4 Brighter

See Our Wide Selection of Finish Options on Catalog Pages IM-U-2-3.

NOTE: CUSTOM COLOR PRICING ADD 15% TO THE CORE PREF. ADD ON BELOW

DOOR SLABS & PREHUNG DOORS - 6'8"



1-3/8" PRAIRIEVIEW TDL GLASS (PSW)

DOOR SLABS

PREHUNG DOORS w/Pine Veneer Jambs & Pine Colonial or Square Stops. (Casing NOT included.)

Raw

Core Pref.
Add-On

4-9/16" Jamb
Veneer Raw

4-13/16" Jamb
Veneer Raw

5-1/4" Jamb
Veneer Raw

6-9/16" Jamb
Veneer Raw

Core Pref.
Add-On

Single Doors

| | |
|-----------|-------------|
| 2/0 x 6/8 | *Quick Ship |
| 2/6 x 6/8 | *Quick Ship |
| 2/8 x 6/8 | *Quick Ship |
| 3/0 x 6/8 | *Quick Ship |

Double Doors

| | | | |
|-----------|-----|-----|-------------|
| 4/0 x 6/8 | --- | --- | *Quick Ship |
| 5/0 x 6/8 | --- | --- | *Quick Ship |
| 5/4 x 6/8 | --- | --- | *Quick Ship |
| 6/0 x 6/8 | --- | --- | *Quick Ship |



1-3/8" 1-LITE SATIN GLASS PANTRY (PSZ)

*** IMPORTANT: When placing order, must specify which side of door "Pantry" is read (hinge or stop). ***

DOOR SLABS

PREHUNG DOORS w/Pine Veneer Jambs & Pine Colonial or Square Stops. (Casing NOT included.)

Raw

Core Pref.
Add-On

4-9/16" Jamb
Veneer Raw

4-13/16" Jamb
Veneer Raw

5-1/4" Jamb
Veneer Raw

6-9/16" Jamb
Veneer Raw

Core Pref.
Add-On

Single Doors

| | | | | | | | |
|-----------|-------------|----------|----------|----------|------------|------------|----------|
| 2/0 x 6/8 | \$772.98 | \$159.11 | \$874.14 | \$883.77 | \$895.25 | \$905.24 | \$183.00 |
| 2/4 x 6/8 | *Quick Ship | | | | | | |
| 2/6 x 6/8 | \$846.60 | \$159.11 | \$947.76 | \$957.39 | \$968.87 | \$978.86 | \$183.00 |
| 2/8 x 6/8 | *Quick Ship | | | | | | |
| 3/0 x 6/8 | \$883.41 | \$159.11 | \$984.57 | \$994.20 | \$1,005.68 | \$1,015.67 | \$183.00 |

Double Doors

| | | | | | | | |
|-----------|-----|-----|-------------|------------|------------|------------|----------|
| 4/0 x 6/8 | --- | --- | \$1,688.19 | \$1,699.76 | \$1,713.53 | \$1,725.50 | \$343.52 |
| 5/0 x 6/8 | --- | --- | \$1,835.43 | \$1,847.00 | \$1,860.77 | \$1,872.74 | \$346.32 |
| 5/4 x 6/8 | --- | --- | *Quick Ship | | | | |
| 6/0 x 6/8 | --- | --- | \$1,909.05 | \$1,920.62 | \$1,934.39 | \$1,946.36 | \$346.32 |

HINGE COLOR OPTIONS (Std is US3/4 Brighter [Satin Brass])
Color Options: Bright Brass, Dull Chrome, Antique Brass,
Antique Nickel, Satin Nickel, Oil Rubbed Bronze

DOUBLE DOOR OPTIONS

| | |
|----------------------------------|----------|
| Std BB Hdwe, Pine Astragal | ADD |
| 1-3/8" Ball Catches (pair): | \$45.60 |
| Concealed Magnetic Catches (pr): | \$97.78 |
| T-Astragal & 2 flush bolts: | \$243.96 |
| T-Astragal & 1 flush bolt: | \$177.65 |

Single Prehung Doors

ADD:

\$2.01

Double Prehung Doors

ADD:

\$4.02

Strike & Flush Bolt Color Options:
SC, AB, SN, AN, ORB

*Quick Ship—Badger Three to Four Week Ship Program. Add one Week for Pre-finishing.

KNOTTY PINE INTERIOR DOORS

| Description | Badger Door Code | Page |
|-------------------------------|------------------|--------|
| Commodity Raised 6-Panel | (KP6P) | IM-F-2 |
| Commodity 2-Panel V-Grooved | (KP2PAV) | IM-F-3 |
| Commodity Flat Shaker 3-Panel | (KP3C) | IM-F-4 |



Prices and specifications are subject to change without notice.



*Quick Ship—Badger Three to Four Week Ship Program. Add one Week for Pre-finishing.

KNOTTY PINE COMMODITY DOORS

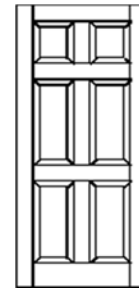
1-3/8" RAISED 6-PANEL

Standard Hinge: 3-1/2" Ball Bearing, US4 Brighter

FINISH OPTIONS:

RAW: (Unfinished). **STAIN:** Core Colors, see our selection guide /options on pages IM-U-2 & 3, and for a wider color pallet see our standard color fan-deck.

NOTE: CUSTOM COLOR PRICING ADD
15% TO THE CORE COLOR PREF. ADD ON BELOW.



KP6P

| | DOOR SLABS | | PREHUNG DOORS w/Pine Veneer Jambs & Pine Colonial or Square Stops. (Casing NOT included.) | | | |
|---|------------|----------------------|---|----------------------------------|---|----------|
| | Raw | Core Pref. Add-On | 4-9/16" Jamb Veneer Raw | 6-9/16" Jamb Veneer Raw | Core Pref. Add-On | |
| Single Doors | | | | | | |
| 1/6 x 6/8 | \$228.18 | \$127.45 | \$329.34 | \$360.44 | \$151.34 | |
| 2/0 x 6/8 | \$240.62 | \$127.45 | \$341.78 | \$372.87 | \$151.34 | |
| 2/4 x 6/8 | \$249.72 | \$127.45 | \$350.88 | \$381.98 | \$151.34 | |
| 2/6 x 6/8 | \$257.45 | \$127.45 | \$358.61 | \$389.70 | \$151.34 | |
| 2/8 x 6/8 | \$265.52 | \$127.45 | \$366.68 | \$397.77 | \$151.34 | |
| 3/0 x 6/8 | \$277.04 | \$127.45 | \$378.20 | \$409.29 | \$151.34 | |
| Double Doors | | | | | | |
| 3/0 x 6/8 | --- | --- | \$587.91 | \$619.01 | \$278.79 | |
| 4/0 x 6/8 | --- | --- | \$623.46 | \$660.77 | \$280.20 | |
| 5/0 x 6/8 | --- | --- | \$657.12 | \$694.43 | \$283.01 | |
| 5/4 x 6/8 | --- | --- | \$673.26 | \$710.57 | \$283.01 | |
| 6/0 x 6/8 | --- | --- | \$696.30 | \$733.61 | \$283.01 | |
| HINGE COLOR OPTIONS (Std is US3/4 Brighter [Satin Brass]) [Hinge options are not available for bifold doors] Color Options: Bright Brass, Dull Chrome, Antique Brass, Antique Nickel, Satin Nickel, Oil Rubbed Bronze | | | | DOUBLE DOOR OPTIONS | | |
| | | | | Std BB Hdwe, Pine Astragal | | ADD |
| | | | | 1-3/8" Ball Catches (pair): | | \$45.60 |
| | | | | Concealed Magnetic Catches (pr): | | \$97.78 |
| | | | | T-Astragal & 2 flush bolts: | | \$243.96 |
| Single Prehung Doors | | | ADD: | \$2.01 | T-Astragal & 1 flush bolt: | \$177.65 |
| Double Prehung Doors | | | ADD: | \$4.02 | Strike & Flush Bolt Color Options: SC, AB, SN, AN, ORB | |

*Quick Ship—Badger Three to Four Week Ship Program. Add one Week for Pre-finishing.

KNOTTY PINE COMMODITY DOORS

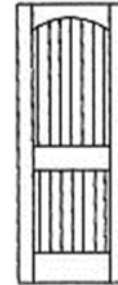
1-3/8" Raised 2-Panel V-Groove

Standard Hinge: 3-1/2" Ball Bearing, US4 Brighter

FINISH OPTIONS:

RAW: (Unfinished). **STAIN:** Core Colors, see our selection guide /options on pages IM-U-2 & 3, and for a wider color pallet see our standard color fan-deck.

**NOTE: CUSTOM COLOR PRICING ADD
15% TO THE CORE COLOR PREF. ADD ON BELOW.**



KP2PAV

| | DOOR SLABS | | PREHUNG DOORS w/Pine Veneer Jambs & Pine Colonial or Square Stops. (Casing NOT included.) | | |
|---|------------|----------------------|---|-------------------------------|---|
| | Raw | Core Pref. Add-On | 4-9/16" Jamb Veneer Raw | 6-9/16" Jamb Veneer Raw | Core Pref. Add-On |
| Single Doors | | | | | |
| 1/6 x 6/8 | \$210.80 | \$127.45 | \$311.96 | \$343.05 | \$151.34 |
| 2/0 x 6/8 | \$228.45 | \$127.45 | \$329.61 | \$360.71 | \$151.34 |
| 2/4 x 6/8 | \$241.14 | \$127.45 | \$342.30 | \$373.40 | \$151.34 |
| 2/6 x 6/8 | \$251.73 | \$127.45 | \$352.89 | \$383.99 | \$151.34 |
| 2/8 x 6/8 | \$262.29 | \$127.45 | \$363.45 | \$394.55 | \$151.34 |
| 3/0 x 6/8 | \$283.44 | \$127.45 | \$384.60 | \$415.70 | \$151.34 |
| Double Doors | | | | | |
| 3/0 x 6/8 | --- | --- | \$553.14 | \$584.24 | \$278.79 |
| 4/0 x 6/8 | --- | --- | \$599.13 | \$636.44 | \$280.20 |
| 5/0 x 6/8 | --- | --- | \$645.69 | \$683.00 | \$283.01 |
| 5/4 x 6/8 | --- | --- | \$666.81 | \$704.12 | \$283.01 |
| 6/0 x 6/8 | --- | --- | \$709.11 | \$746.42 | \$283.01 |
| HINGE COLOR OPTIONS (Std is US3/4 Brighter [Satin Brass]) [Hinge options are not available for bifold doors] Color Options: Bright Brass, Dull Chrome, Antique Brass, Antique Nickel, Satin Nickel, Oil Rubbed Bronze | | | DOUBLE DOOR OPTIONS | | |
| | | | Std BB Hdwe, Pine Astragal | | ADD |
| | | | 1-3/8" Ball Catches (pair): | | \$45.60 |
| | | | Concealed Magnetic Catches (pr): | | \$97.78 |
| | | | T-Astragal & 2 flush bolts: | | \$243.96 |
| Single Prehung Doors | | | ADD: | \$2.01 | T-Astragal & 1 flush bolt: \$177.65 |
| Double Prehung Doors | | | ADD: | \$4.02 | Strike & Flush Bolt Color Options: SC, AB, SN, AN, ORB |

*Quick Ship—Badger Three to Four Week Ship Program. Add one Week for Pre-finishing.

KNOTTY PINE COMMODITY DOORS

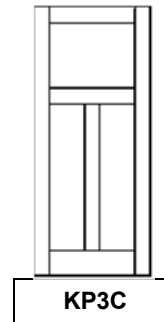
1-3/8" Flat 3-Panel

Standard Hinge: 3-1/2" Ball Bearing, US4 Brighter

FINISH OPTIONS:

RAW: (Unfinished). **STAIN:** Core Colors, see our selection guide /options on pages IM-U-2 & 3, and for a wider color pallet see our standard color fan-deck.

**NOTE: CUSTOM COLOR PRICING ADD
15% TO THE CORE COLOR PREF. ADD ON BELOW.**



| | DOOR SLABS | | PREHUNG DOORS w/Pine Veneer Jambs & Pine Colonial or Square Stops. (Casing NOT included.) | | |
|---|------------|----------------------|---|---|----------------------|
| | Raw | Core Pref. Add-On | 4-9/16" Jamb Veneer Raw | 5-1/4" Jamb Veneer Raw | Core Pref. Add-On |
| Single Doors | | | | | |
| 1/6 x 6/8 | \$222.15 | \$127.45 | \$323.31 | \$354.41 | \$151.34 |
| 2/0 x 6/8 | \$233.61 | \$127.45 | \$334.77 | \$365.87 | \$151.34 |
| 2/4 x 6/8 | \$242.06 | \$127.45 | \$343.22 | \$374.31 | \$151.34 |
| 2/6 x 6/8 | \$249.30 | \$127.45 | \$350.46 | \$381.56 | \$151.34 |
| 2/8 x 6/8 | \$256.77 | \$127.45 | \$357.93 | \$389.03 | \$151.34 |
| 3/0 x 6/8 | \$267.41 | \$127.45 | \$368.57 | \$399.66 | \$151.34 |
| Double Doors | | | | | |
| 3/0 x 6/8 | --- | --- | \$575.85 | \$606.95 | \$278.79 |
| 4/0 x 6/8 | --- | --- | \$609.45 | \$646.76 | \$280.20 |
| 5/0 x 6/8 | --- | --- | \$640.83 | \$678.14 | \$283.01 |
| 5/4 x 6/8 | --- | --- | \$655.77 | \$693.08 | \$283.01 |
| 6/0 x 6/8 | --- | --- | \$677.04 | \$714.35 | \$283.01 |
| HINGE COLOR OPTIONS (Std is US3/4 Brighter [Satin Brass]) [Hinge options are not available for bifold doors] Color Options: Bright Brass, Dull Chrome, Antique Brass, Antique Nickel, Satin Nickel, Oil Rubbed Bronze | | | DOUBLE DOOR OPTIONS | | |
| | | | Std BB Hdwe, Pine Astragal | | ADD |
| | | | 1-3/8" Ball Catches (pair): | | \$45.60 |
| | | | Concealed Magnetic Catches (pr): | | \$97.78 |
| | | | T-Astragal & 2 flush bolts: | | \$243.96 |
| Single Prehung Doors | | ADD: | \$2.01 | T-Astragal & 1 flush bolt: | |
| Double Prehung Doors | | ADD: | \$4.02 | Strike & Flush Bolt Color Options: SC, AB, SN, AN, ORB | |

*Quick Ship—Badger Three to Four Week Ship Program. Add one Week for Pre-finishing.

KNOTTY ALDER INTERIOR DOORS

| Description | Badger Door Code | Page |
|--------------------------------|------------------|--------|
| Round Top Raised 2-Panel | (XS2R) | IM-G-2 |
| Flat Shaker 3-Panel | (XSQ3C) | IM-G-3 |
| V-Groove Panel – Arch Top Flat | (XYSP2B) | IM-G-4 |



Prices and specifications are subject to change without notice.





KNOTTY ALDER DOORS

1-3/8" Round Top 2-Panel

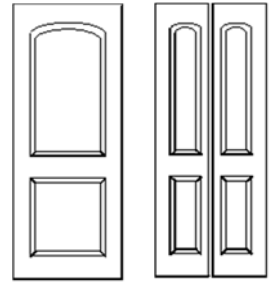
Note: Knotty Alder wood doors have various knots and other rustic characteristics, which include open and closed knots and cracks which are not considered defects.

Standard Hinge: 3-1/2" Ball Bearing, US4 Brighter

FINISH OPTIONS:

RAW: (Unfinished). **STAIN:** Core Colors, see our selection guide /options on pages IM-U-2 & 3, and for a wider color pallet see our standard color fan-deck.

Note: Custom Color Pricing add 15% to the Core Color Pref. add on below.



XS2R

XB2R

| | DOOR SLABS | | PREHUNG DOORS w/Alder Veneer Jambs & Knotty Alder Colonial or Square Stops. (Casing NOT included.) | | |
|--|-------------|----------------------|--|-------------------------------|---|
| | Raw | Core Pref. Add-On | 4-9/16" Jamb Veneer Raw | 6-9/16" Jamb Veneer Raw | Core Pref. Add-On |
| Single Doors | | | | | |
| 1/0 x 6/8 | *Quick Ship | | | | |
| 1/3 x 6/8 | *Quick Ship | | | | |
| 1/4 x 6/8 | *Quick Ship | | | | |
| 1/6 x 6/8 | \$431.30 | \$127.45 | \$567.42 | \$605.79 | \$151.34 |
| 1/8 x 6/8 | *Quick Ship | | | | |
| 1/10 x 6/8 | *Quick Ship | | | | |
| 2/0 x 6/8 | \$431.30 | \$127.45 | \$567.42 | \$605.79 | \$151.34 |
| 2/2 x 6/8 | *Quick Ship | | | | |
| 2/4 x 6/8 | \$429.84 | \$127.45 | \$565.97 | \$604.34 | \$151.34 |
| 2/6 x 6/8 | \$445.70 | \$127.45 | \$581.82 | \$620.19 | \$151.34 |
| 2/8 x 6/8 | \$498.72 | \$127.45 | \$634.85 | \$673.22 | \$151.34 |
| 2/10 x 6/8 | *Quick Ship | | | | |
| 3/0 x 6/8 | \$480.71 | \$127.45 | \$616.83 | \$655.20 | \$151.34 |
| Double Doors | | | | | |
| 3/0 x 6/8 | --- | --- | \$1,030.37 | \$1,068.74 | \$278.79 |
| 4/0 x 6/8 | --- | --- | \$1,046.78 | \$1,092.81 | \$280.20 |
| 5/0 x 6/8 | --- | --- | \$1,075.58 | \$1,121.61 | \$283.01 |
| 5/4 x 6/8 | --- | --- | \$1,181.63 | \$1,227.66 | \$283.01 |
| 6/0 x 6/8 | --- | --- | \$1,145.60 | \$1,191.63 | \$283.01 |
| Bifold Doors (w/1700 Track & Hdwe) (Note: Bifolds ship as boxed units with frames KD) | | | | | |
| 2/0 x 6/8 | \$661.70 | \$107.96 | \$743.76 | \$782.13 | \$131.85 |
| 2/6 x 6/8 | \$704.73 | \$107.96 | \$786.80 | \$825.17 | \$131.85 |
| 2/8 x 6/8 | *Quick Ship | | | | |
| 3/0 x 6/8 | \$746.33 | \$107.96 | \$828.39 | \$866.76 | \$131.85 |
| Bifold Double Doors | | | | | |
| 4/0 x 6/8 | \$1,320.45 | \$212.69 | \$1,418.93 | \$1,464.96 | \$237.99 |
| 5/0 x 6/8 | \$1,406.57 | \$212.69 | \$1,505.04 | \$1,551.08 | \$240.80 |
| 5/4 x 6/8 | *Quick Ship | | | | |
| 6/0 x 6/8 | \$1,489.86 | \$212.69 | \$1,588.34 | \$1,634.37 | \$240.80 |
| HINGE COLOR OPTIONS (Std is US3/4 Brighter [Satin Brass]) [Hinge options are not available for bifold doors] Color Options: Bright Brass, Dull Chrome, Antique Brass, Antique Nickel, Satin Nickel, Oil Rubbed Bronze | | | DOUBLE DOOR OPTIONS | | |
| | | | Std BB Hdwr, Clear Alder T-Astragal | | ADD |
| | | | 1-3/8" Ball Catches (pair): | | \$45.60 |
| | | | Concealed Magnetic Catches (pr): | | \$97.78 |
| | | | T-Astragal & 2 flush bolts: | | \$363.66 |
| Single Prehung Doors | | | ADD: | \$2.01 | T-Astragal & 1 flush bolt: \$297.35 |
| Double Prehung Doors | | | ADD: | \$4.02 | Strike & Flush Bolt Color Options: SC, AB, SN, AN, ORB |

*Quick Ship - Badger Three to Four Week Ship Program. Add One Week for Pre-finishing.



KNOTTY ALDER DOORS

1-3/8" Flat Shaker 3-Panel

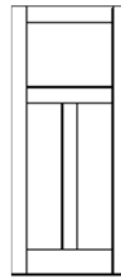
Note: Knotty Alder wood doors have various knots and other rustic characteristics, which include open and closed knots and cracks which are not considered defects.

Standard Hinge: 3-1/2" Ball Bearing, US4 Brighter

FINISH OPTIONS:

RAW: (Unfinished). **STAIN:** Core Colors, see our selection guide /options on pages IM-U-2 & 3, and for a wider color pallet see our standard color fan-deck.

Note: Custom Color Pricing add 15% to the Core Color Pref. add on below.



XSQ3C

XBQ2C

| | DOOR SLABS | | PREHUNG DOORS w/Alder Veneer Jamb & Knotty Alder Colonial or Square Stops. (Casing NOT included.) | | | |
|--|-------------|----------------------|---|-------------------------------------|---|----------|
| | Raw | Core Pref. Add-On | 4-9/16" Jamb Veneer Raw | 6-9/16" Jamb Veneer Raw | Core Pref. Add-On | |
| Single Doors | | | | | | |
| 1/0 x 6/8 | *Quick Ship | | | | | |
| 1/3 x 6/8 | *Quick Ship | | | | | |
| 1/4 x 6/8 | *Quick Ship | | | | | |
| 1/6 x 6/8 | \$383.12 | \$127.45 | \$519.24 | \$557.61 | \$151.34 | |
| 1/8 x 6/8 | *Quick Ship | | | | | |
| 1/10 x 6/8 | *Quick Ship | | | | | |
| 2/0 x 6/8 | \$390.44 | \$127.45 | \$526.56 | \$564.93 | \$151.34 | |
| 2/2 x 6/8 | *Quick Ship | | | | | |
| 2/4 x 6/8 | \$406.20 | \$127.45 | \$542.33 | \$580.70 | \$151.34 | |
| 2/6 x 6/8 | \$420.80 | \$127.45 | \$556.92 | \$595.29 | \$151.34 | |
| 2/8 x 6/8 | \$433.77 | \$127.45 | \$569.90 | \$608.27 | \$151.34 | |
| 2/10 x 6/8 | *Quick Ship | | | | | |
| 3/0 x 6/8 | \$464.79 | \$127.45 | \$600.92 | \$639.29 | \$151.34 | |
| Double Doors | | | | | | |
| 3/0 x 6/8 | --- | --- | \$934.01 | \$972.38 | \$278.79 | |
| 4/0 x 6/8 | --- | --- | \$965.06 | \$1,011.09 | \$280.20 | |
| 5/0 x 6/8 | --- | --- | \$1,025.78 | \$1,071.81 | \$283.01 | |
| 5/4 x 6/8 | --- | --- | \$1,051.73 | \$1,097.76 | \$283.01 | |
| 6/0 x 6/8 | --- | --- | \$1,113.77 | \$1,159.80 | \$283.01 | |
| Bifold Doors (w/1700 Track & Hdwe) (Note: Bifolds ship as boxed units with frames KD) | | | | | | |
| 2/0 x 6/8 | \$671.25 | \$107.96 | \$753.32 | \$791.69 | \$131.85 | |
| 2/6 x 6/8 | \$727.68 | \$107.96 | \$809.75 | \$848.12 | \$131.85 | |
| 2/8 x 6/8 | *Quick Ship | | | | | |
| 3/0 x 6/8 | \$807.78 | \$107.96 | \$889.85 | \$928.22 | \$131.85 | |
| Bifold Double Doors | | | | | | |
| 4/0 x 6/8 | \$1,339.56 | \$212.69 | \$1,438.04 | \$1,484.07 | \$237.99 | |
| 5/0 x 6/8 | \$1,452.47 | \$212.69 | \$1,550.94 | \$1,596.98 | \$240.80 | |
| 5/4 x 6/8 | *Quick Ship | | | | | |
| 6/0 x 6/8 | \$1,612.77 | \$212.69 | \$1,711.25 | \$1,757.28 | \$240.80 | |
| HINGE COLOR OPTIONS (Std is US3/4 Brighter [Satin Brass]) [Hinge options are not available for bifold doors] Color Options: Bright Brass, Dull Chrome, Antique Brass, Antique Nickel, Satin Nickel, Oil Rubbed Bronze | | | | DOUBLE DOOR OPTIONS | | |
| | | | | Std BB Hdwr, Clear Alder T-Astragal | | ADD |
| | | | | 1-3/8" Ball Catches (pair): | | \$45.60 |
| | | | | Concealed Magnetic Catches (pr): | | \$97.78 |
| | | | | T-Astragal & 2 flush bolts: | | \$363.66 |
| Single Prehung Doors | | | ADD: | \$2.01 | T-Astragal & 1 flush bolt: | \$297.35 |
| Double Prehung Doors | | | ADD: | \$4.02 | Strike & Flush Bolt Color Options: SC AB SN AN ORB | |

*Quick Ship - Badger Three to Four Week Ship Program. Add One Week for Pre-finishing.



KNOTTY ALDER DOORS

1-3/8" Arch Top Flat V-Groove

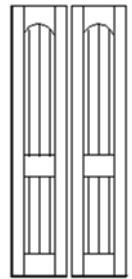
Note: Knotty Alder wood doors have various knots and other rustic characteristics, which include open and closed knots and cracks which are not considered defects.

Standard Hinge: 3-1/2" Ball Bearing, US4 Brighter

FINISH OPTIONS:

RAW: (Unfinished). **STAIN:** Core Colors, see our selection guide /options on pages IM-U-2 & 3, and for a wider color pallet see our standard color fan-deck.

Note: Custom Color Pricing add 15% to the Core Color Pref. add on below.



XYSP2B

XYBP2P

| | DOOR SLABS | | PREHUNG DOORS w/Alder Veneer Jambes & Knotty Alder Colonial or Square Stops. (Casing NOT included.) | | |
|---|------------|----------------------|---|-------------------------------|---|
| | Raw | Core Pref. Add-On | 4-9/16" Jamb Veneer Raw | 6-9/16" Jamb Veneer Raw | Core Pref. Add-On |
| Single Doors | | | | | |
| 1/0 x 6/8 | | | | *Quick Ship | |
| 1/3 x 6/8 | | | | *Quick Ship | |
| 1/4 x 6/8 | | | | *Quick Ship | |
| 1/6 x 6/8 | \$332.84 | \$127.45 | \$468.96 | \$507.33 | \$151.34 |
| 1/8 x 6/8 | | | | *Quick Ship | |
| 1/10 x 6/8 | | | | *Quick Ship | |
| 2/0 x 6/8 | \$398.76 | \$127.45 | \$534.89 | \$573.26 | \$151.34 |
| 2/2 x 6/8 | | | | *Quick Ship | |
| 2/4 x 6/8 | \$465.83 | \$127.45 | \$601.95 | \$640.32 | \$151.34 |
| 2/6 x 6/8 | \$465.83 | \$127.45 | \$601.95 | \$640.32 | \$151.34 |
| 2/8 x 6/8 | \$484.35 | \$127.45 | \$620.48 | \$658.85 | \$151.34 |
| 2/10 x 6/8 | | | | *Quick Ship | |
| 3/0 x 6/8 | \$527.15 | \$127.45 | \$663.27 | \$701.64 | \$151.34 |
| Double Doors | | | | | |
| 3/0 x 6/8 | --- | --- | \$833.45 | \$871.82 | \$278.79 |
| 4/0 x 6/8 | --- | --- | \$981.71 | \$1,027.74 | \$280.20 |
| 5/0 x 6/8 | --- | --- | \$1,115.84 | \$1,161.87 | \$283.01 |
| 5/4 x 6/8 | --- | --- | \$1,152.89 | \$1,198.92 | \$283.01 |
| 6/0 x 6/8 | --- | --- | \$1,238.48 | \$1,284.51 | \$283.01 |
| Bifold Doors (w/1700 Track & Hdwe) (Note: Bifolds ship as boxed units with frames KD) | | | | | |
| 2/0 x 6/8 | \$596.49 | \$107.96 | \$678.56 | \$716.93 | \$131.85 |
| 2/6 x 6/8 | \$645.17 | \$107.96 | \$727.23 | \$765.60 | \$131.85 |
| 2/8 x 6/8 | | | | *Quick Ship | |
| 3/0 x 6/8 | \$711.48 | \$107.96 | \$793.55 | \$831.92 | \$131.85 |
| Bifold Double Doors | | | | | |
| 4/0 x 6/8 | \$1,190.04 | \$212.69 | \$1,288.52 | \$1,334.55 | \$237.99 |
| 5/0 x 6/8 | \$1,287.44 | \$212.69 | \$1,385.91 | \$1,431.95 | \$240.80 |
| 5/4 x 6/8 | | | | *Quick Ship | |
| 6/0 x 6/8 | \$1,420.17 | \$212.69 | \$1,518.65 | \$1,564.68 | \$240.80 |
| HINGE COLOR OPTIONS (Std is US3/4 Brighter [Satin Brass]) [Hinge options are not available for bifold doors] Color Options: Bright Brass, Dull Chrome, Antique Brass, Antique Nickel, Satin Nickel, Oil Rubbed Bronze | | | DOUBLE DOOR OPTIONS | | |
| | | | Std BB Hdwe, Clear Alder T-Astragal | ADD | |
| | | | 1-3/8" Ball Catches (pair): | \$45.60 | |
| | | | Concealed Magnetic Catches (pr): | \$97.78 | |
| | | | T-Astragal & 2 flush bolts: | \$363.66 | |
| Single Prehung Doors | | | ADD: | \$2.01 | T-Astragal & 1 flush bolt: \$297.35 |
| Double Prehung Doors | | | ADD: | \$4.02 | Strike & Flush Bolt Color Options: SC, AB, SN, AN, ORB |

*Quick Ship - Badger Three to Four Week Ship Program. Add One Week for Pre-finishing.

HICKORY INTERIOR DOORS

| Description | Badger Door Code | Page |
|-------------------------|-------------------------|-------------|
| Raised 6-Panel | (QSR) | IM-H-2 |
| Flat Shaker 3-Panel | (QSQ3C) | IM-H-3 |
| Pantry 1-Lt Satin Glass | (QSZ) | IM-H-4 |



Prices and specifications are subject to change without notice.





HICKORY DOORS

1-3/8" Raised 6-Panel

Standard Hinge: 3-1/2" Ball Bearing, US4 Brighter

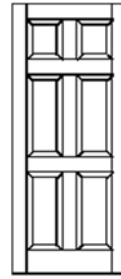
FINISH OPTIONS:

RAW: (Unfinished).

STAIN: Core Colors, see our selection guide /options on pages IM-U-2 & 3, and for a wider color pallet see our standard color fan-deck.

NOTE: CUSTOM COLOR PRICING ADD

15% TO THE CORE COLOR PREF. ADD ON BELOW.



QSR

QBR

| | DOOR SLABS | | PREHUNG DOORS w/Hickory Jamb & Hickory Colonial or Square Stops. (Casing NOT included.) | | | | |
|--|-------------|----------------------|---|------------|---|------------|----------------------|
| | Raw | Core Pref. Add-On | 4-9/16" Jamb Veneer Raw | | 6-9/16" Jamb Solid Raw | | Core Pref. Add-On |
| Single Doors | | | | | | | |
| 1/0 x 6/8 | *Quick Ship | | | | | | |
| 1/3 x 6/8 | *Quick Ship | | | | | | |
| 1/4 x 6/8 | *Quick Ship | | | | | | |
| 1/6 x 6/8 | \$429.11 | \$127.45 | \$554.21 | | \$679.64 | | \$151.34 |
| 1/8 x 6/8 | *Quick Ship | | | | | | |
| 1/10 x 6/8 | *Quick Ship | | | | | | |
| 2/0 x 6/8 | \$538.07 | \$127.45 | \$663.17 | | \$788.60 | | \$151.34 |
| 2/2 x 6/8 | *Quick Ship | | | | | | |
| 2/4 x 6/8 | \$590.01 | \$127.45 | \$715.11 | | \$840.54 | | \$151.34 |
| 2/6 x 6/8 | \$621.66 | \$127.45 | \$746.76 | | \$872.19 | | \$151.34 |
| 2/8 x 6/8 | \$649.55 | \$127.45 | \$774.65 | | \$900.08 | | \$151.34 |
| 2/10 x 6/8 | *Quick Ship | | | | | | |
| 3/0 x 6/8 | \$705.26 | \$127.45 | \$830.36 | | \$955.79 | | \$151.34 |
| Double Doors | | | | | | | |
| 3/0 x 6/8 | --- | --- | \$1,016.55 | | \$1,141.98 | | \$278.79 |
| 4/0 x 6/8 | --- | --- | \$1,247.09 | | \$1,397.60 | | \$280.20 |
| 5/0 x 6/8 | --- | --- | \$1,414.28 | | \$1,564.79 | | \$283.01 |
| 5/4 x 6/8 | --- | --- | \$1,470.05 | | \$1,620.56 | | \$283.01 |
| 6/0 x 6/8 | --- | --- | \$1,581.47 | | \$1,731.98 | | \$283.01 |
| Bifold Doors (w/1700 Track & Hdwe) (Note: Bifold doors ship as boxed units with frame KD) | | | | | | | |
| 2/0 x 6/8 | \$745.41 | \$107.96 | \$808.47 | \$808.47 | \$933.90 | \$933.90 | \$131.85 |
| 2/6 x 6/8 | \$838.80 | \$107.96 | \$901.86 | \$901.86 | \$1,027.29 | \$1,027.29 | \$131.85 |
| 2/8 x 6/8 | *Quick Ship | | | | | | |
| 3/0 x 6/8 | \$934.16 | \$107.96 | \$997.22 | \$997.22 | \$1,122.65 | \$1,122.65 | \$131.85 |
| Bifold Double Doors | | | | | | | |
| 4/0 x 6/8 | \$1,487.88 | \$212.69 | \$1,563.56 | \$1,563.56 | \$1,714.07 | \$1,714.07 | \$237.99 |
| 5/0 x 6/8 | \$1,674.71 | \$212.69 | \$1,750.38 | \$1,750.38 | \$1,900.89 | \$1,900.89 | \$240.80 |
| 5/4 x 6/8 | *Quick Ship | | | | | | |
| 6/0 x 6/8 | \$1,865.52 | \$212.69 | \$1,941.20 | \$1,941.20 | \$2,091.71 | \$2,091.71 | \$240.80 |
| HINGE COLOR OPTIONS (Std is US3/4 Brighter [Satin Brass]) [Hinge options are not available for bifold doors] Color Options: Bright Brass, Dull Chrome, Antique Brass, Antique Nickel, Satin Nickel, Oil Rubbed Bronze | | | | | DOUBLE DOOR OPTIONS | | |
| | | | | | Std BB Hdwe, Hickory Astragal | | ADD |
| | | | | | 1-3/8" Ball Catches (pair): | | \$45.60 |
| | | | | | Concealed Magnetic Catches (pr): | | \$97.78 |
| | | | | | T-Astragal & 2 flush bolts: | | \$320.31 |
| Single Prehung Doors | | | ADD: | \$2.01 | T-Astragal & 1 flush bolt: | | \$254.00 |
| Double Prehung Doors | | | ADD: | \$4.02 | Strike & Flush Bolt Color Options: SC, AB, SN, AN, ORB | | |

*Quick Ship - Badger Three to Four Week Ship Program. Add One Week for Pre-finishing.



HICKORY DOORS

1-3/8" Flat 3-Panel

Standard Hinge: 3-1/2" Ball Bearing, US4 Brighter

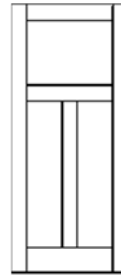
FINISH OPTIONS:

RAW: (Unfinished).

STAIN: Core Colors, see our selection guide /options on pages IM-U-2 & 3, and for a wider color pallet see our standard color fan-deck.

NOTE: CUSTOM COLOR PRICING ADD

15% TO THE CORE COLOR PREF. ADD ON BELOW.



QSQ3C

QBQ2C

| | DOOR SLABS | | PREHUNG DOORS w/Hickory Jamb & Hickory Colonial or Square Stops. (Casing NOT included.) | | |
|---|------------|----------------------|---|---|----------------------|
| | Raw | Core Pref. Add-On | 4-9/16" Jamb Veneer Raw | 6-9/16" Jamb Solid Raw | Core Pref. Add-On |
| Single Doors | | | | | |
| 1/0 x 6/8 | | | *Quick Ship | | |
| 1/3 x 6/8 | | | *Quick Ship | | |
| 1/4 x 6/8 | | | *Quick Ship | | |
| 1/6 x 6/8 | \$402.66 | \$127.45 | \$527.76 | \$653.19 | \$151.34 |
| 1/8 x 6/8 | | | *Quick Ship | | |
| 1/10 x 6/8 | | | *Quick Ship | | |
| 2/0 x 6/8 | \$472.76 | \$127.45 | \$597.86 | \$723.29 | \$151.34 |
| 2/2 x 6/8 | | | *Quick Ship | | |
| 2/4 x 6/8 | \$515.55 | \$127.45 | \$640.65 | \$766.08 | \$151.34 |
| 2/6 x 6/8 | \$557.55 | \$127.45 | \$682.65 | \$808.08 | \$151.34 |
| 2/8 x 6/8 | \$579.11 | \$127.45 | \$704.21 | \$829.64 | \$151.34 |
| 2/10 x 6/8 | | | *Quick Ship | | |
| 3/0 x 6/8 | \$601.14 | \$127.45 | \$726.24 | \$851.67 | \$151.34 |
| Double Doors | | | | | |
| 3/0 x 6/8 | --- | --- | \$963.66 | \$1,089.09 | \$278.79 |
| 4/0 x 6/8 | --- | --- | \$1,116.47 | \$1,266.98 | \$280.20 |
| 5/0 x 6/8 | --- | --- | \$1,286.06 | \$1,436.57 | \$283.01 |
| 5/4 x 6/8 | --- | --- | \$1,329.17 | \$1,479.68 | \$283.01 |
| 6/0 x 6/8 | --- | --- | \$1,373.24 | \$1,523.75 | \$283.01 |
| Bifold Doors (w/1700 Track & Hdwe) (Note: Bifold doors ship as boxed units with frame KD) | | | | | |
| 2/0 x 6/8 | \$708.59 | \$107.96 | \$771.65 | \$897.08 | \$131.85 |
| 2/6 x 6/8 | \$785.30 | \$107.96 | \$848.36 | \$973.79 | \$131.85 |
| 2/8 x 6/8 | | | *Quick Ship | | |
| 3/0 x 6/8 | \$864.90 | \$107.96 | \$927.96 | \$1,053.39 | \$131.85 |
| Bifold Double Doors | | | | | |
| 4/0 x 6/8 | \$1,414.23 | \$212.69 | \$1,489.91 | \$1,640.42 | \$237.99 |
| 5/0 x 6/8 | \$1,567.70 | \$212.69 | \$1,643.37 | \$1,793.88 | \$240.80 |
| 5/4 x 6/8 | | | *Quick Ship | | |
| 6/0 x 6/8 | \$1,727.01 | \$212.69 | \$1,802.69 | \$1,953.20 | \$240.80 |
| HINGE COLOR OPTIONS (Std is US3/4 Brighter [Satin Brass]) [Hinge options are not available for bifold doors] Color Options: Bright Brass, Dull Chrome, Antique Brass, Antique Nickel, Satin Nickel, Oil Rubbed Bronze | | | DOUBLE DOOR OPTIONS | | |
| | | | Std BB Hdwe, Hickory Astragal | | ADD |
| | | | 1-3/8" Ball Catches (pair): | | \$45.60 |
| | | | Concealed Magnetic Catches (pr): | | \$97.78 |
| | | | T-Astragal & 2 flush bolts: | | \$320.31 |
| Single Prehung Doors | | | ADD: | T-Astragal & 1 flush bolt: | \$254.00 |
| Double Prehung Doors | | | ADD: | Strike & Flush Bolt Color Options: SC, AB, SN, AN, ORB | |

*Quick Ship - Badger Three to Four Week Ship Program. Add One Week for Pre-finishing.

HICKORY LITED DOORS

Standard Hinge: 3-1/2" Ball Bearing, US3/4 Brighter

See Our Wide Selection of Finish Options on Catalog Pages IM-U-2-3.

NOTE: CUSTOM COLOR PRICING ADD 15% TO THE CORE PREF. ADD ON BELOW

DOOR SLABS & PREHUNG DOORS - 6'8"

| | | | | | |
|---|---|------------------------------|---|---|------------------------------|
|  | 1-3/8" 1-LITE SATIN GLASS PANTRY (QSZ) *** IMPORTANT: When placing order, must specify which side of door "Pantry" is read (hinge or stop). *** | | | | |
| | DOOR SLABS | | PREHUNG DOORS w/Hickory Jambs & Hickory Colonial or Square Stops. (Casing NOT included.) | | |
| | Raw | Core Pref. Add-On | 4-9/16" Jamb Veneer Raw | 6-9/16" Jamb Solid Raw | Core Pref. Add-On |
| Single Doors | | | | | |
| 2/0 x 6/8 | \$809.79 | \$159.11 | \$934.89 | \$1,060.32 | \$183.00 |
| 2/4 x 6/8 | *Quick Ship | | | | |
| 2/6 x 6/8 | \$901.82 | \$159.11 | \$1,026.92 | \$1,152.35 | \$183.00 |
| 2/8 x 6/8 | *Quick Ship | | | | |
| 3/0 x 6/8 | *Quick Ship | | | | |
| Double Doors | | | | | |
| 4/0 x 6/8 | --- | --- | \$1,790.54 | \$1,941.05 | \$343.52 |
| 5/0 x 6/8 | --- | --- | \$1,974.59 | \$2,125.10 | \$346.32 |
| 6/0 x 6/8 | --- | --- | *Quick Ship | | |
| HINGE COLOR OPTIONS (Std is US3/4 Brighter [Satin Brass]) Color Options: Bright Brass, Dull Chrome, Antique Brass, Antique Nickel, Satin Nickel, Oil Rubbed Bronze | | | DOUBLE DOOR OPTIONS | | |
| | | | Std BB Hdwe, Pine Astragal | | ADD |
| | | | 1-3/8" Ball Catches (pair): | | \$45.60 |
| | | | Concealed Magnetic Catches (pr): | | \$97.78 |
| | | | T-Astragal & 2 flush bolts: | | \$320.31 |
| Single Prehung Doors | | ADD: | \$2.01 | T-Astragal & 1 flush bolt: | |
| Double Prehung Doors | | ADD: | \$4.02 | Strike & Flush Bolt Color Options: SC, AB, SN, AN, ORB | |

*Quick Ship - Badger Three to Four Week Ship Program. Add One Week for Pre-finishing.

BIRCH INTERIOR DOORS

| Description | Badger Door Code | Page |
|----------------------------|------------------|--------|
| Hollow Core Flush (1-3/8") | (BSH) | IM-I-2 |
| Solid Core Flush (1-3/8") | (BSX) | IM-I-3 |
| Solid Core Flush (1-3/4") | (BSS, BSV) | IM-I-4 |



Prices and specifications are subject to change without notice.



*Quick Ship - Badger Three to Four Week Ship Program. Add One Week for Pre-finishing.

NATURAL BIRCH DOORS

1-3/8" Hollow Core Flush

Standard Hinge: 3-1/2" Plain Bearing, US3/4 Brighter

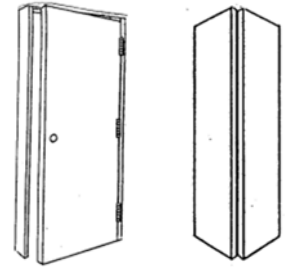
FINISH OPTIONS:

RAW: (Unfinished).

STAIN: Core Colors, see our selection guide /options on pages IM-U-2 & 3, and for a wider color pallet see our standard color fan-deck.

NOTE: CUSTOM COLOR PRICING ADD

15% TO THE CORE COLOR PREF. ADD ON BELOW.



BSH (6'8")

BBH (6'8")

| | DOOR SLABS | | PREHUNG DOORS (Must specify handing) w/Veneer Jamb's & Maple Colonial or Square Stops. (Casing NOT included.) | | | | |
|--|-------------|----------------------|---|--------------------------------------|---|-------------------------------------|----------------------|
| | Raw | Core Pref. Add-On | 4-9/16" Jamb Birch Veneer Raw | 4-13/16" Jamb Maple Veneer Raw | 5-1/4" Jamb Maple Veneer Raw | 6-9/16" Jamb Maple Veneer Raw | Core Pref. Add-On |
| Single Doors | | | | | | | |
| 1/0 x 6/8 | *Quick Ship | | | | | | |
| 1/2 x 6/8 | *Quick Ship | | | | | | |
| 1/4 x 6/8 | *Quick Ship | | | | | | |
| 1/6 x 6/8 | \$161.00 | \$76.30 | \$271.79 | \$286.44 | \$285.74 | \$300.68 | \$100.20 |
| 1/8 x 6/8 | *Quick Ship | | | | | | |
| 1/10 x 6/8 | *Quick Ship | | | | | | |
| 2/0 x 6/8 | \$169.35 | \$76.30 | \$280.14 | \$294.80 | \$294.09 | \$309.03 | \$100.20 |
| 2/2 x 6/8 | *Quick Ship | | | | | | |
| 2/4 x 6/8 | \$177.96 | \$76.30 | \$288.75 | \$303.41 | \$302.70 | \$317.64 | \$100.20 |
| 2/6 x 6/8 | \$177.96 | \$76.30 | \$288.75 | \$303.41 | \$302.70 | \$317.64 | \$100.20 |
| 2/8 x 6/8 | \$186.57 | \$76.30 | \$297.36 | \$312.02 | \$311.31 | \$326.25 | \$100.20 |
| 2/10 x 6/8 | \$194.93 | \$76.30 | \$305.72 | \$320.37 | \$319.67 | \$334.61 | \$100.20 |
| 3/0 x 6/8 | \$194.93 | \$76.30 | \$305.72 | \$320.37 | \$319.67 | \$334.61 | \$100.20 |
| Double Doors | | | | | | | |
| 3/0 x 6/8 | --- | --- | \$467.13 | \$481.79 | \$481.08 | \$496.02 | \$176.49 |
| 4/0 x 6/8 | --- | --- | \$492.99 | \$510.59 | \$509.75 | \$527.66 | \$177.90 |
| 5/0 x 6/8 | --- | --- | \$510.21 | \$527.81 | \$526.97 | \$544.88 | \$180.71 |
| 5/4 x 6/8 | --- | --- | \$527.43 | \$545.03 | \$544.19 | \$562.10 | \$180.71 |
| 6/0 x 6/8 | --- | --- | \$544.14 | \$561.74 | \$560.90 | \$578.81 | \$180.71 |
| Bifold Doors (w/1825 track& Hdwe) (Note: Bifold doors ship as boxed units with frame KD) | | | | | | | |
| 2/0 x 6/8 | \$244.31 | \$81.17 | \$290.09 | \$304.74 | \$304.04 | \$318.98 | \$105.06 |
| 2/6 x 6/8 | \$254.73 | \$81.17 | \$300.51 | \$315.17 | \$314.46 | \$329.40 | \$105.06 |
| 3/0 x 6/8 | \$272.97 | \$81.17 | \$318.75 | \$333.41 | \$332.70 | \$347.64 | \$105.06 |
| Bifold Double Doors | | | | | | | |
| 4/0 x 6/8 | \$487.76 | \$159.11 | \$542.69 | \$560.28 | \$559.44 | \$577.35 | \$184.41 |
| 5/0 x 6/8 | \$509.45 | \$159.11 | \$564.38 | \$581.97 | \$581.13 | \$599.04 | \$187.22 |
| 6/0 x 6/8 | \$546.27 | \$159.11 | \$601.20 | \$618.80 | \$617.96 | \$635.87 | \$187.22 |
| HINGE COLOR OPTIONS (Std is US3/4 Brighter [Satin Brass]) [Hinge options are not available for bifold doors] Color Options: Bright Brass, Dull Chrome, Antique Brass, Antique Nickel, Satin Nickel, Oil Rubbed Bronze | | | | | DOUBLE DOOR OPTIONS | | |
| | | | | | Std BB Hdwe, Maple T Astragal | | ADD |
| | | | | | 1-3/8" Ball Catches (pair): | | \$45.60 |
| | | | | | Concealed Magnetic Catches (pr): | | \$97.78 |
| | | | | | T-Astragal & 2 flush bolts: | | \$304.88 |
| Single Prehung Doors | | | ADD: | -\$1.32 | T-Astragal & 1 flush bolt: | | |
| Double Prehung Doors | | | ADD: | -\$2.64 | Strike & Flush Bolt Color Options: SC AB SN AN ORB | | |

*Quick Ship - Badger Three to Four Week Ship Program. Add One Week for Pre-finishing.

NATURAL BIRCH DOORS

1-3/8" Solid Core Flush

Standard Hinge: 3-1/2" Ball Bearing, US4 Brighter

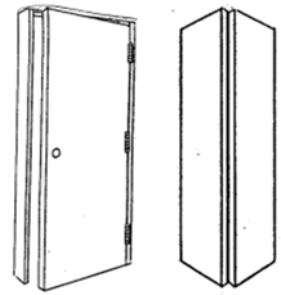
FINISH OPTIONS:

RAW: (Unfinished).

STAIN: Core Colors, see our selection guide /options on pages IM-U-2 & 3, and for a wider color pallet see our standard color fan-deck.

NOTE: CUSTOM COLOR PRICING ADD

15% TO THE CORE COLOR PREF. ADD ON BELOW.



BSX

BBX

| | DOOR SLABS | | PREHUNG DOORS (Must specify handing) w/Veneer Jamb & Maple Colonial or Square Stops. (Casing NOT included.) | | | | |
|---|------------|----------------------|---|--------------------------------------|------------------------------------|-------------------------------------|----------------------|
| | Raw | Core Pref. Add-On | 4-9/16" Jamb Birch Veneer Raw | 4-13/16" Jamb Maple Veneer Raw | 5-1/4" Jamb Maple Veneer Raw | 6-9/16" Jamb Maple Veneer Raw | Core Pref. Add-On |
| Single Doors | | | | | | | |
| 1/0 x 6/8 | | | | | | | *Quick Ship |
| 1/4 x 6/8 | | | | | | | *Quick Ship |
| 1/6 x 6/8 | | | | | | | *Quick Ship |
| 1/8 x 6/8 | | | | | | | *Quick Ship |
| 1/10 x 6/8 | | | | | | | *Quick Ship |
| 2/0 x 6/8 | | | | | | | *Quick Ship |
| 2/2 x 6/8 | | | | | | | *Quick Ship |
| 2/4 x 6/8 | | | | | | | *Quick Ship |
| 2/6 x 6/8 | \$311.60 | \$107.96 | \$421.76 | \$436.41 | \$435.71 | \$450.65 | \$151.34 |
| 2/8 x 6/8 | \$319.52 | \$107.96 | \$429.68 | \$444.33 | \$443.63 | \$458.57 | \$151.34 |
| 2/10 x 6/8 | | | | | | | *Quick Ship |
| 3/0 x 6/8 | \$327.45 | \$107.96 | \$437.61 | \$452.27 | \$451.56 | \$466.50 | \$151.34 |
| Double Doors | | | | | | | |
| 3/0 x 6/8 | | | | | | | *Quick Ship |
| 4/0 x 6/8 | | | | | | | *Quick Ship |
| 5/0 x 6/8 | --- | --- | \$776.22 | \$793.82 | \$792.98 | \$810.89 | \$244.04 |
| 5/4 x 6/8 | --- | --- | \$792.06 | \$809.66 | \$808.82 | \$826.73 | \$244.04 |
| 6/0 x 6/8 | --- | --- | \$807.93 | \$825.53 | \$824.69 | \$842.60 | \$244.04 |
| Bifold Doors | | | | | | | |
| 2/0 x 6/8 | | | | | | | *Quick Ship |
| 2/6 x 6/8 | | | | | | | *Quick Ship |
| 3/0 x 6/8 | | | | | | | *Quick Ship |
| Bifold Double Doors | | | | | | | |
| 4/0 x 6/8 | | | | | | | *Quick Ship |
| 5/0 x 6/8 | | | | | | | *Quick Ship |
| 6/0 x 6/8 | | | | | | | *Quick Ship |
| HINGE COLOR OPTIONS (Std is US3/4 Brighter [Satin Brass]) [Hinge options are not available for bifold doors] Color Options: Bright Brass, Dull Chrome, Antique Brass, Antique Nickel, Satin Nickel, Oil Rubbed Bronze | | | | DOUBLE DOOR OPTIONS | | | |
| | | | | Std BB Hdwe, Maple T Astragal | | ADD | |
| | | | | 1-3/8" Ball Catches (pair): | | \$45.60 | |
| | | | | Concealed Magnetic Catches (pr): | | \$97.78 | |
| Single Prehung Doors | | | | T-Astragal & 2 flush bolts: | | \$304.88 | |
| | | | | T-Astragal & 1 flush bolt: | | \$238.57 | |
| Double Prehung Doors | | | | Strike & Flush Bolt Color Options: | | SC, AB, SN, AN, ORB | |
| | | | | ADD: | | \$4.02 | |

*Quick Ship - Badger Three to Four Week Ship Program. Add One Week for Pre-finishing.

NATURAL BIRCH DOORS

1-3/4" Solid Core Flush

(*) Door Slab stocked in two (2) heights

Standard Hinge: Res. 4" Ball Bearing, 5/8" RC, Antique Brass

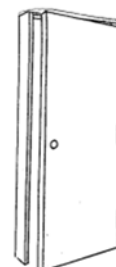
FINISH OPTIONS:

RAW: (Unfinished).

STAIN: Core Colors, see our selection guide /options on pages IM-U-2 & 3, and for a wider color pallet see our standard color fan-deck.

NOTE: CUSTOM COLOR PRICING ADD

15% TO THE CORE COLOR PREF. ADD ON BELOW.



BSS (6'8")

BSV (7'0")

For Steel Frames

BSSA (6'11-1/4")

| | DOOR SLABS | | PREHUNG DOORS (Must specify handing) w/Veneer Jamb & Maple Colonial or Square Stops. (Casing NOT included.) | | | | |
|---|-------------|----------------------|---|--------------------------------------|---|-------------------------------------|----------------------|
| | Raw | Core Pref. Add-On | 4-9/16" Jamb Birch Veneer Raw | 4-13/16" Jamb Maple Veneer Raw | 5-1/4" Jamb Maple Veneer Raw | 6-9/16" Jamb Maple Veneer Raw | Core Pref. Add-On |
| Single Doors | | | | | | | |
| 2/4 x 6/8 | *Quick Ship | | | | | | |
| 2/6 x 6/8 | \$322.50 | \$107.96 | \$478.29 | \$492.95 | \$492.24 | \$507.18 | \$151.34 |
| 2/8 x 6/8 | \$330.92 | \$107.96 | \$486.71 | \$501.36 | \$500.66 | \$515.60 | \$151.34 |
| 3/0 x 6/8 | \$338.60 | \$107.96 | \$494.39 | \$509.04 | \$508.34 | \$523.28 | \$151.34 |
| 3/6 x 6/8 | *Quick Ship | | | | | | |
| 2/8 x 7/0 | *Quick Ship | | | | | | |
| 3/0 x 7/0 | \$422.07 | \$107.96 | \$589.10 | | | | \$151.34 |
| Slab Doors Available for use in Steel Frames | | | | | | | |
| 3/0 x 6/11-1/4" | *Quick Ship | | | | | | |
| Double Doors | | | | | | | |
| 5/0 x 6/8 | --- | --- | \$889.29 | \$906.89 | \$906.05 | \$923.96 | \$244.04 |
| 5/4 x 6/8 | --- | --- | \$906.12 | \$923.72 | \$922.88 | \$940.79 | \$244.04 |
| 6/0 x 6/8 | --- | --- | \$921.48 | \$939.08 | \$938.24 | \$956.15 | \$244.04 |
| 5/4 x 7/0 | *Quick Ship | | | | | | |
| 6/0 x 7/0 | --- | --- | \$1,101.92 | | | | \$244.04 |
| HINGE COLOR OPTIONS (Std is Antique Brass) [Hinge options are not available for bifold doors] Color Options: Dull Brass, Dull Chrome, Satin Nickel | | | | | DOUBLE DOOR OPTIONS | | |
| | | | | | Std BB Hdwe, Maple T Astragal | | ADD |
| | | | | | 1-3/8" Ball Catches (pair): | | \$45.60 |
| | | | | | Concealed Magnetic Catches (pr): | | \$97.78 |
| | | | | | T-Astragal & 2 flush bolts: | | \$412.05 |
| Single Prehung Doors | | | ADD: | TBD | T-Astragal & 1 flush bolt: | | \$345.74 |
| Double Prehung Doors | | | ADD: | TBD | Strike & Flush Bolt Color Options: SC, AB, SN, AN, ORB | | |

*Quick Ship - Badger Three to Four Week Ship Program. Add One Week for Pre-finishing.

LAUAN INTERIOR DOORS

| Description | Badger Door Code | Page |
|----------------------------|------------------|--------|
| Hollow Core Flush (1-3/8") | (LSH) | IM-J-2 |

Prices and specifications are subject to change without notice.

*Quick Ship - Badger Three to Four Week Ship Program. Add One Week for Pre-finishing.

LAUAN DOORS

1-3/8" Hollow Core Flush

Standard Hinge: 3-1/2" Plain Bearing, US3/4 Brighter

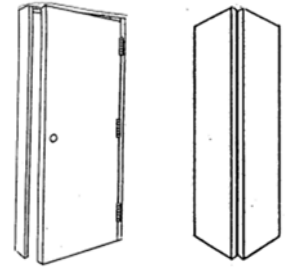
FINISH OPTIONS:

RAW: (Unfinished).

STAIN: Core Colors, see our selection guide /options on pages IM-U-2 & 3, and for a wider color pallet see our standard color fan-deck.

NOTE: CUSTOM COLOR PRICING ADD

15% TO THE CORE COLOR PREF. ADD ON BELOW.



LSH (6'8")

LBH (6'8")

| | DOOR SLABS | | PREHUNG DOORS (Must specify handing) w/Lauan Veneer Jambs & Lauan Square Stops. (Casing NOT included.) | |
|---|------------|-----------------|--|-----------------|
| | Raw | Pref. Add-On | 4-9/16" Jamb Veneer Raw | Pref. Add-On |
| Single Doors | | | | |
| 1/0 x 6/8 | | | *Quick Ship | |
| 1/2 x 6/8 | | | *Quick Ship | |
| 1/4 x 6/8 | | | *Quick Ship | |
| 1/6 x 6/8 | | | *Quick Ship | |
| 1/8 x 6/8 | | | *Quick Ship | |
| 1/10 x 6/8 | | | *Quick Ship | |
| 2/0 x 6/8 | | | *Quick Ship | |
| 2/2 x 6/8 | | | *Quick Ship | |
| 2/4 x 6/8 | | | *Quick Ship | |
| 2/6 x 6/8 | | | *Quick Ship | |
| 2/8 x 6/8 | | | *Quick Ship | |
| 2/10 x 6/8 | | | *Quick Ship | |
| 3/0 x 6/8 | | | *Quick Ship | |
| Double Doors | | | | |
| 3/0 x 6/8 | --- | --- | *Quick Ship | |
| 4/0 x 6/8 | --- | --- | *Quick Ship | |
| 5/0 x 6/8 | --- | --- | *Quick Ship | |
| 5/4 x 6/8 | --- | --- | *Quick Ship | |
| 6/0 x 6/8 | --- | --- | *Quick Ship | |
| Bifold Doors (w/1825 track& Hdwe) (Note: Bifold doors ship as boxed units with frames KD) | | | | |
| 2/0 x 6/8 | | | *Quick Ship | |
| 2/4 x 6/8 | | | *Quick Ship | |
| 2/6 x 6/8 | | | *Quick Ship | |
| 2/8 x 6/8 | | | *Quick Ship | |
| 3/0 x 6/8 | | | *Quick Ship | |
| Bifold Double Doors | | | | |
| 4/0 x 6/8 | | | *Quick Ship | |
| 5/0 x 6/8 | | | *Quick Ship | |
| 5/4 x 6/8 | | | *Quick Ship | |
| 6/0 x 6/8 | | | *Quick Ship | |
| HINGE COLOR OPTIONS (Std is US3/4 Brighter [Satin Brass]) [Hinge options are not available for bifold doors] Color Options: Bright Brass, Dull Chrome, Antique Brass, Antique Nickel, Satin Nickel, Oil Rubbed Bronze | | | DOUBLE DOOR OPTIONS | |
| | | | Std BB Hdwe, Oak Astragal | ADD |
| | | | 1-3/8" Ball Catches (pair): | \$45.60 |
| | | | Concealed Magnetic Catches (pr): | \$97.78 |
| | | | T-Astragal & 2 flush bolts: | \$272.34 |
| Single Prehung Doors | | ADD: | T-Astragal & 1 flush bolt: | \$206.03 |
| Double Prehung Doors | | ADD: | Strike & Flush Bolt Color Options: SC, AB, SN, AN, ORB | |

*Quick Ship - Badger Three to Four Week Ship Program. Add One Week for Pre-finishing.

PRIMED HARDBOARD INTERIOR DOORS

| Description | Badger Door Code | Page |
|--|---------------------------------------|------------|
| Molded Flush 1-3/8" | | |
| Hollow Core | WSH | IM-K-2 |
| Solid Core | WSS | IM-K-3 |
| Molded Panel Hollow Core 1-3/8" | | |
| 6-Panel Smooth | WSP6A | IM-K-4 |
| 2-Panel Smooth | WSP2A | IM-K-5 |
| 2-Panel Roman Top (sm) | VSP2B | IM-K-6 |
| 2-Panel Arch Top Plank (sm) | WYSP2B | IM-K-7 |
| Riverside Raised 5-Panel (sm) | RVSP5F | IM-K-8 |
| Conmore - HC Flat 5-Panel | CXSH5E | IM-K-9 |
| 3-Panel Winslow SM HC | SH3P | IM-K-10 |
| 3-Equal Panel Livingston SM HC | SH3EQP | IM-K-11 |
| 2-Panel Logan SM HC | SHL2P | IM-K-12 |
| 1-Panel Lincoln Park SM HC | SH1P | IM-K-13 |
| Molded Panel Solid Core 1-3/8" | | |
| 6-Panel Smooth | WSK6A | IM-K-14 |
| 4-Panel Smooth | WSK4A | IM-K-15 |
| 2-Panel Smooth | WSK2A | IM-K-16 |
| 2-Panel Roman Top (sm) | VSK2B | IM-K-17 |
| 2-Panel Arch Top Plank (sm) | WYSK2B | IM-K-18 |
| Riverside Raised 5-Panel (sm) | RVSK5F | IM-K-19 |
| 3-Panel Winslow SM SC | SS3P | IM-K-20 |
| 3-Equal Panel Livingston SM SC | SS3EQP | IM-K-21 |
| 2-Panel Logan SM SC | SSL2P | IM-K-22 |
| 1-Panel Lincoln SM SC | SS1P | IM-K-23 |
| Conmore - SC Flat 5-Panel | CSC5E | IM-K-24 |
| MDF Primed Doors 1-3/8" | | |
| 1-Panel Shaker Import | C11P | IM-K-25 |
| 2-Panel Shaker Import | C22P | IM-K-26 |
| 3-Panel Shaker Import | C35P | IM-K-27 |
| 3-Panel Shaker Equal Import | C30P | IM-K-28 |
| 5-Panel Shaker Equal Import | C55P | IM-K-29 |
| 1-Panel Shaker | MDF1P | IM-K-30 |
| 2-Panel Shaker | MDF2P | IM-K-31 |
| 3-Panel Shaker | MDF3P | IM-K-32 |
| 3-Panel Shaker Equal | MDF3EQ | IM-K-33 |
| 5-Panel Shaker Equal | MDF5EQ | IM-K-34 |
| TDL Flat Glass | RSTP | IM-K-35 |
| Lited Doors with Applied SDL's | C1501CL, C1501CFR, SL80RAIN, SL80REED | IM-K-36-47 |

Prices and specifications are subject to change without notice.

PRIMED HARDBOARD DOORS

1-3/8" Hollow Core Flush—Smooth

Standard Hinge: 3-1/2" Plain Bearing, US3/4 Brighter

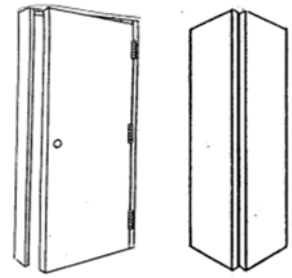
FACTORY PRIMED

FINISH OPTIONS:

PAINT: Core Colors, see our selection guide /options on pages IM-U-2 & 3, and for a wider color pallet see our standard color fan-deck.

NOTE: CUSTOM COLOR PRICING ADD

15% TO THE CORE COLOR PREF. ADD ON BELOW.



WSH (Sm)

WBH (Sm)

| | DOOR SLABS | | PREHUNG DOORS (Must specify handing) w/Primed Pine Jamb & Prd FJ Colonial or Square Stops. (Casing NOT included.) | | | | | |
|--|-------------|----------------------|---|----------------------|---|---------------------|----------------------|----------|
| | Raw | Core Pref. Add-On | 4-9/16" Jamb Raw | 4-13/16" Jamb Raw | 5-1/4" Jamb Raw | 6-9/16" Jamb Raw | Core Pref. Add-On | |
| Single Doors | | | | | | | | |
| 1/0 x 6/8 | *Quick Ship | | | | | | | |
| 1/2 x 6/8 | *Quick Ship | | | | | | | |
| 1/4 x 6/8 | *Quick Ship | | | | | | | |
| 1/6 x 6/8 | \$134.13 | \$76.30 | \$255.29 | \$258.95 | \$262.59 | \$288.14 | \$100.20 | |
| 1/8 x 6/8 | *Quick Ship | | | | | | | |
| 1/10 x 6/8 | *Quick Ship | | | | | | | |
| 2/0 x 6/8 | \$143.55 | \$76.30 | \$264.71 | \$268.37 | \$272.01 | \$297.56 | \$100.20 | |
| 2/2 x 6/8 | *Quick Ship | | | | | | | |
| 2/4 x 6/8 | \$152.97 | \$76.30 | \$274.13 | \$277.79 | \$281.43 | \$306.98 | \$100.20 | |
| 2/6 x 6/8 | \$152.97 | \$76.30 | \$274.13 | \$277.79 | \$281.43 | \$306.98 | \$100.20 | |
| 2/8 x 6/8 | \$165.81 | \$76.30 | \$286.97 | \$290.63 | \$294.27 | \$319.82 | \$100.20 | |
| 2/10 x 6/8 | \$175.23 | \$76.30 | \$296.39 | \$300.05 | \$303.69 | \$329.24 | \$100.20 | |
| 3/0 x 6/8 | \$175.23 | \$76.30 | \$296.39 | \$300.05 | \$303.69 | \$329.24 | \$100.20 | |
| Double Doors | | | | | | | | |
| 3/0 x 6/8 | --- | --- | \$421.13 | \$424.79 | \$428.43 | \$453.98 | \$176.49 | |
| 4/0 x 6/8 | --- | --- | \$453.84 | \$453.84 | \$462.60 | \$493.25 | \$177.90 | |
| 5/0 x 6/8 | --- | --- | \$472.68 | \$477.06 | \$481.44 | \$512.09 | \$180.71 | |
| 5/4 x 6/8 | --- | --- | \$498.36 | \$502.74 | \$507.12 | \$537.77 | \$180.71 | |
| 6/0 x 6/8 | --- | --- | \$517.20 | \$521.58 | \$525.96 | \$556.61 | \$180.71 | |
| Bifold Doors (w/1825 track& Hdwe) (Note: Bifold doors ship as boxed units with frames KD) | | | | | | | | |
| 2/0 x 6/8 | \$223.91 | \$81.17 | \$293.24 | \$296.90 | \$300.54 | \$326.09 | \$105.06 | |
| 2/6 x 6/8 | \$232.56 | \$81.17 | \$301.89 | \$305.55 | \$309.20 | \$334.74 | \$105.06 | |
| 2/8 x 6/8 | *Quick Ship | | | | | | | |
| 3/0 x 6/8 | \$244.98 | \$81.17 | \$314.31 | \$317.97 | \$321.62 | \$347.16 | \$105.06 | |
| Bifold Double Doors | | | | | | | | |
| 4/0 x 6/8 | \$446.96 | \$159.11 | \$530.16 | \$530.16 | \$538.92 | \$569.57 | \$184.41 | |
| 5/0 x 6/8 | \$465.11 | \$159.11 | \$548.31 | \$552.69 | \$557.07 | \$587.72 | \$187.22 | |
| 5/4 x 6/8 | *Quick Ship | | | | | | | |
| 6/0 x 6/8 | \$490.29 | \$159.11 | \$573.50 | \$577.88 | \$582.26 | \$612.90 | \$187.22 | |
| HINGE COLOR OPTIONS (Std is US3/4 Brighter [Satin Brass]) [Hinge options are not available for bifold doors] Color Options: Bright Brass, Dull Chrome, Antique Brass, Antique Nickel, Satin Nickel, Oil Rubbed Bronze | | | | | DOUBLE DOOR OPTIONS | | | |
| | | | | | Std BB Hdwe, Pine T-Astragal | | ADD | |
| | | | | | 1-3/8" Ball Catches (pair): | | \$45.60 | |
| | | | | | Concealed Magnetic Catches (pr): | | \$97.78 | |
| | | | | | T-Astragal & 2 flush bolts: | | \$243.96 | |
| Single Prehung Doors | | | ADD: | -\$1.32 | T-Astragal & 1 flush bolt: | | | \$177.65 |
| Double Prehung Doors | | | ADD: | -\$2.64 | Strike & Flush Bolt Color Options: SC, AB, SN, AN, ORB | | | |

*Quick Ship—Badger Three to Four Week Ship Program. Add one Week for Pre-finishing.

PRIMED HARDBOARD DOORS

1-3/8" Safe 'N Sound® Solid Core Flush—Smooth

Safe 'N Sound Solid-Core



These doors are made with the patented PREMCOR door core. A variable density wood fiber core that is lighter than the conventional particle board core allows for easier handling, installation and less hinge & jamb wear.

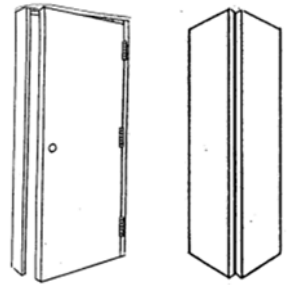
Standard Hinge:
3-1/2" Ball Bearing, US4 Brighter

FACTORY PRIMED

FINISH OPTIONS:

PAINT: Core Colors, see our selection guide /options on pages IM-U-2 & 3, and for a wider color pallet see our standard color fan-deck.

Note: Custom Color Pricing
Add 15% to the Core Color Pref. Add On below.



WSS (Sm)

WBS (Sm)

| | | DOOR SLABS | | PREHUNG DOORS (Must specify handing) w/Primed Pine Jamb & Prd FJ Colonial or Square Stops. (Casing NOT included.) | | | | |
|---|------------|------------|-------------------|---|----------------------------------|---|------------------|-------------------|
| | | Raw | Core Pref. Add-On | 4-9/16" Jamb Raw | 4-13/16" Jamb Raw | 5-1/4" Jamb Raw | 6-9/16" Jamb Raw | Core Pref. Add-On |
| Single Doors | | | | | | | | |
| 1/0 x 6/8 | | | | | *Quick Ship | | | |
| 1/2 x 6/8 | | | | | *Quick Ship | | | |
| 1/4 x 6/8 | | | | | *Quick Ship | | | |
| 1/6 x 6/8 | \$289.34 | \$76.30 | | \$409.86 | \$413.52 | \$417.17 | \$442.71 | \$100.20 |
| 1/8 x 6/8 | | | | | *Quick Ship | | | |
| 1/10 x 6/8 | | | | | *Quick Ship | | | |
| 2/0 x 6/8 | \$289.34 | \$76.30 | | \$409.86 | \$413.52 | \$417.17 | \$442.71 | \$100.20 |
| 2/2 x 6/8 | | | | | *Quick Ship | | | |
| 2/4 x 6/8 | \$289.34 | \$76.30 | | \$409.86 | \$413.52 | \$417.17 | \$442.71 | \$100.20 |
| 2/6 x 6/8 | \$289.34 | \$76.30 | | \$409.86 | \$413.52 | \$417.17 | \$442.71 | \$100.20 |
| 2/8 x 6/8 | \$297.47 | \$76.30 | | \$417.99 | \$421.65 | \$425.30 | \$450.84 | \$100.20 |
| 2/10 x 6/8 | | | | | *Quick Ship | | | |
| 3/0 x 6/8 | \$305.88 | \$76.30 | | \$426.41 | \$430.07 | \$433.71 | \$459.26 | \$100.20 |
| Double Doors | | | | | | | | |
| 3/0 x 6/8 | --- | --- | | \$730.28 | \$733.94 | \$737.58 | \$763.13 | \$176.49 |
| 4/0 x 6/8 | --- | --- | | \$744.15 | \$744.15 | \$752.91 | \$783.56 | \$177.90 |
| 5/0 x 6/8 | --- | --- | | \$744.15 | \$748.53 | \$752.91 | \$783.56 | \$180.71 |
| 5/4 x 6/8 | --- | --- | | \$760.41 | \$764.79 | \$769.17 | \$799.82 | \$180.71 |
| 6/0 x 6/8 | --- | --- | | \$777.24 | \$781.62 | \$786.00 | \$816.65 | \$180.71 |
| Bifold Doors (w/111 Track & Hdwe) (Note: Bifold doors ship as boxed units with frames KD) | | | | | | | | |
| 2/0 x 6/8 | \$507.29 | \$81.17 | | \$576.62 | \$580.28 | \$583.92 | \$609.47 | \$105.06 |
| 2/6 x 6/8 | \$517.67 | \$81.17 | | \$587.00 | \$590.66 | \$594.30 | \$619.85 | \$105.06 |
| 2/8 x 6/8 | | | | | *Quick Ship | | | |
| 3/0 x 6/8 | \$528.03 | \$81.17 | | \$597.36 | \$601.02 | \$604.67 | \$630.21 | \$105.06 |
| Bifold Double Doors | | | | | | | | |
| 4/0 x 6/8 | \$998.30 | \$159.11 | | \$1,081.50 | \$1,081.50 | \$1,090.26 | \$1,120.91 | \$184.41 |
| 5/0 x 6/8 | \$1,023.47 | \$159.11 | | \$1,106.67 | \$1,111.05 | \$1,115.43 | \$1,146.08 | \$187.22 |
| 5/4 x 6/8 | | | | | *Quick Ship | | | |
| 6/0 x 6/8 | \$1,048.80 | \$159.11 | | \$1,132.01 | \$1,136.39 | \$1,140.77 | \$1,171.41 | \$187.22 |
| HINGE COLOR OPTIONS (Std is US3/4 Brighter [Satin Brass]) [Hinge options are not available for bifold doors] Color Options: Bright Brass, Dull Chrome, Antique Brass, Antique Nickel, Satin Nickel, Oil Rubbed Bronze | | | | | DOUBLE DOOR OPTIONS | | | |
| | | | | | Std BB Hdwe, Pine T-Astragal | ADD | | |
| | | | | | 1-3/8" Ball Catches (pair): | \$45.60 | | |
| | | | | | Concealed Magnetic Catches (pr): | \$97.78 | | |
| | | | | | T-Astragal & 2 flush bolts: | \$243.96 | | |
| Single Prehung Doors | | | | ADD: | \$2.01 | T-Astragal & 1 flush bolt: | | |
| Double Prehung Doors | | | | ADD: | \$4.02 | Strike & Flush Bolt Color Options: SC, AB, SN, AN, ORB | | |

*Quick Ship—Badger Three to Four Week Ship Program. Add one Week for Pre-finishing.

PRIMED HARDBOARD DOORS

1-3/8" Hollow Core Molded 6-Panel Smooth

Standard Hinge: 3-1/2" Plain Bearing, US3/4 Brighter

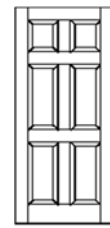
FACTORY PRIMED

FINISH OPTIONS:

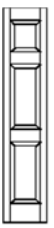
PAINT: Core Colors, see our selection guide /options on pages IM-U-2 & 3, and for a wider color pallet see our standard color fan-deck.

NOTE: CUSTOM COLOR PRICING ADD

15% TO THE CORE COLOR PREF. ADD ON BELOW.



WSP6A



WBP6A

| | DOOR SLABS | | PREHUNG DOORS (Must specify handing) w/Primed Pine Jambs & Prd FJ Colonial or Square Stops. (Casing NOT included.) | | | | |
|---|------------|----------------------|--|---|--------------------|---------------------|----------------------|
| | Raw | Core Pref. Add-On | 4-9/16" Jamb Raw | 4-13/16" Jamb Raw | 5-1/4" Jamb Raw | 6-9/16" Jamb Raw | Core Pref. Add-On |
| Single Doors | | | | | | | |
| 1/0 x 6/8 | | | | *Quick Ship | | | |
| 1/2 x 6/8 | | | | *Quick Ship | | | |
| 1/4 x 6/8 | | | | *Quick Ship | | | |
| 1/6 x 6/8 | \$127.55 | \$76.30 | \$248.70 | \$252.36 | \$256.01 | \$281.55 | \$100.20 |
| 1/8 x 6/8 | \$133.88 | \$76.30 | \$255.03 | \$258.69 | \$262.34 | \$287.88 | \$100.20 |
| 1/10 x 6/8 | | | | *Quick Ship | | | |
| 2/0 x 6/8 | \$133.88 | \$76.30 | \$255.03 | \$258.69 | \$262.34 | \$287.88 | \$100.20 |
| 2/2 x 6/8 | \$145.70 | \$76.30 | \$266.85 | \$270.51 | \$274.16 | \$299.70 | \$100.20 |
| 2/4 x 6/8 | \$145.70 | \$76.30 | \$266.85 | \$270.51 | \$274.16 | \$299.70 | \$100.20 |
| 2/6 x 6/8 | \$145.70 | \$76.30 | \$266.85 | \$270.51 | \$274.16 | \$299.70 | \$100.20 |
| 2/8 x 6/8 | \$151.19 | \$76.30 | \$272.34 | \$276.00 | \$279.65 | \$305.19 | \$100.20 |
| 2/10 x 6/8 | \$152.57 | \$76.30 | \$273.72 | \$277.38 | \$281.03 | \$306.57 | \$100.20 |
| 3/0 x 6/8 | \$152.57 | \$76.30 | \$273.72 | \$277.38 | \$281.03 | \$306.57 | \$100.20 |
| Double Doors | | | | | | | |
| 3/0 x 6/8 | --- | --- | \$407.96 | \$411.62 | \$415.26 | \$440.81 | \$176.49 |
| 4/0 x 6/8 | --- | --- | \$434.49 | \$434.49 | \$443.25 | \$473.90 | \$177.90 |
| 5/0 x 6/8 | --- | --- | \$458.13 | \$462.51 | \$466.89 | \$497.54 | \$180.71 |
| 5/4 x 6/8 | --- | --- | \$469.11 | \$473.49 | \$477.87 | \$508.52 | \$180.71 |
| 6/0 x 6/8 | --- | --- | \$471.87 | \$476.25 | \$480.63 | \$511.28 | \$180.71 |
| Bifold Doors (w/1825 track& Hdwe) (Note: Bifold doors ship as boxed units with frames KD) | | | | | | | |
| 2/0 x 6/8 | \$193.41 | \$81.17 | \$262.74 | \$266.40 | \$270.05 | \$295.59 | \$105.06 |
| 2/6 x 6/8 | \$206.81 | \$81.17 | \$276.14 | \$279.80 | \$283.44 | \$308.99 | \$105.06 |
| 2/8 x 6/8 | | | | *Quick Ship | | | |
| 3/0 x 6/8 | \$218.79 | \$81.17 | \$288.12 | \$291.78 | \$295.43 | \$320.97 | \$105.06 |
| Bifold Double Doors | | | | | | | |
| 4/0 x 6/8 | \$385.97 | \$159.11 | \$469.17 | \$469.17 | \$477.93 | \$508.58 | \$184.41 |
| 5/0 x 6/8 | \$413.60 | \$159.11 | \$496.80 | \$501.18 | \$505.56 | \$536.21 | \$187.22 |
| 5/4 x 6/8 | | | | *Quick Ship | | | |
| 6/0 x 6/8 | \$437.91 | \$159.11 | \$521.12 | \$525.50 | \$529.88 | \$560.52 | \$187.22 |
| HINGE COLOR OPTIONS (Std is US3/4 Brighter [Satin Brass]) [Hinge options are not available for bifold doors] Color Options: Bright Brass, Dull Chrome, Antique Brass, Antique Nickel, Satin Nickel, Oil Rubbed Bronze | | | | DOUBLE DOOR OPTIONS | | | |
| | | | | Std BB Hdwe, Pine T-Astragal | | ADD | |
| | | | | 1-3/8" Ball Catches (pair): | | \$45.60 | |
| | | | | Concealed Magnetic Catches (pr): | | \$97.78 | |
| | | | | T-Astragal & 2 flush bolts: | | \$243.96 | |
| Single Prehung Doors | | | ADD: | T-Astragal & 1 flush bolt: | | \$177.65 | |
| Double Prehung Doors | | | ADD: | Strike & Flush Bolt Color Options: SC, AB, SN, AN, ORB | | | |

*Quick Ship—Badger Three to Four Week Ship Program. Add one Week for Pre-finishing.

PRIMED HARDBOARD DOORS

1-3/8" Hollow Core Molded 2-Panel Smooth

Standard Hinge: 3-1/2" Plain Bearing, US3/4 Brighter

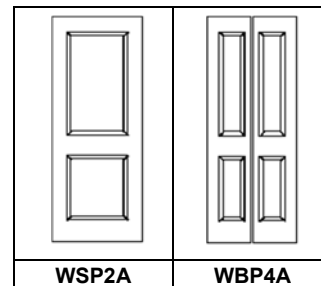
FACTORY PRIMED

FINISH OPTIONS:

PAINT: Core Colors, see our selection guide /options on pages IM-U-2 & 3, and for a wider color pallet see our standard color fan-deck.

NOTE: CUSTOM COLOR PRICING ADD

15% TO THE CORE COLOR PREF. ADD ON BELOW.



| | DOOR SLABS | | PREHUNG DOORS (Must specify handing) w/Primed Pine Jambs & Prd FJ Colonial or Square Stops. (Casing NOT included.) | | | | |
|--|-------------|----------------------|--|----------------------|---|---------------------|----------------------|
| | Raw | Core Pref. Add-On | 4-9/16" Jamb Raw | 4-13/16" Jamb Raw | 5-1/4" Jamb Raw | 6-9/16" Jamb Raw | Core Pref. Add-On |
| Single Doors | | | | | | | |
| 1/0 x 6/8 | *Quick Ship | | | | | | |
| 1/2 x 6/8 | *Quick Ship | | | | | | |
| 1/4 x 6/8 | *Quick Ship | | | | | | |
| 1/6 x 6/8 | \$127.55 | \$76.30 | \$248.70 | \$252.36 | \$256.01 | \$281.55 | \$100.20 |
| 1/8 x 6/8 | *Quick Ship | | | | | | |
| 1/10 x 6/8 | *Quick Ship | | | | | | |
| 2/0 x 6/8 | \$133.88 | \$76.30 | \$255.03 | \$258.69 | \$262.34 | \$287.88 | \$100.20 |
| 2/2 x 6/8 | *Quick Ship | | | | | | |
| 2/4 x 6/8 | \$145.70 | \$76.30 | \$266.85 | \$270.51 | \$274.16 | \$299.70 | \$100.20 |
| 2/6 x 6/8 | \$145.70 | \$76.30 | \$266.85 | \$270.51 | \$274.16 | \$299.70 | \$100.20 |
| 2/8 x 6/8 | \$151.19 | \$76.30 | \$272.34 | \$276.00 | \$279.65 | \$305.19 | \$100.20 |
| 2/10 x 6/8 | *Quick Ship | | | | | | |
| 3/0 x 6/8 | \$152.57 | \$76.30 | \$273.72 | \$277.38 | \$281.03 | \$306.57 | \$100.20 |
| Double Doors | | | | | | | |
| 3/0 x 6/8 | --- | --- | \$407.96 | \$411.62 | \$415.26 | \$440.81 | \$176.49 |
| 4/0 x 6/8 | --- | --- | \$434.49 | \$434.49 | \$443.25 | \$473.90 | \$177.90 |
| 5/0 x 6/8 | --- | --- | \$458.13 | \$462.51 | \$466.89 | \$497.54 | \$180.71 |
| 5/4 x 6/8 | --- | --- | \$469.11 | \$473.49 | \$477.87 | \$508.52 | \$180.71 |
| 6/0 x 6/8 | --- | --- | \$471.87 | \$476.25 | \$480.63 | \$511.28 | \$180.71 |
| Bifold Doors (w/1825 track& Hdwe) (Note: Bifold doors ship as boxed units with frames KD) | | | | | | | |
| 2/0 x 6/8 | \$193.41 | \$81.17 | \$262.74 | \$266.40 | \$270.05 | \$295.59 | \$105.06 |
| 2/6 x 6/8 | \$206.81 | \$81.17 | \$276.14 | \$279.80 | \$283.44 | \$308.99 | \$105.06 |
| 2/8 x 6/8 | *Quick Ship | | | | | | |
| 3/0 x 6/8 | \$218.79 | \$81.17 | \$288.12 | \$291.78 | \$295.43 | \$320.97 | \$105.06 |
| Bifold Double Doors | | | | | | | |
| 4/0 x 6/8 | \$385.97 | \$159.11 | \$469.17 | \$469.17 | \$477.93 | \$508.58 | \$184.41 |
| 5/0 x 6/8 | \$413.60 | \$159.11 | \$496.80 | \$501.18 | \$505.56 | \$536.21 | \$187.22 |
| 5/4 x 6/8 | *Quick Ship | | | | | | |
| 6/0 x 6/8 | \$437.91 | \$159.11 | \$521.12 | \$525.50 | \$529.88 | \$560.52 | \$187.22 |
| HINGE COLOR OPTIONS (Std is US3/4 Brighter [Satin Brass]) [Hinge options are not available for bifold doors] Color Options: Bright Brass, Dull Chrome, Antique Brass, Antique Nickel, Satin Nickel, Oil Rubbed Bronze | | | | | DOUBLE DOOR OPTIONS | | |
| | | | | | Std BB Hdwe, Pine T-Astragal | | ADD |
| | | | | | 1-3/8" Ball Catches (pair): | | \$45.60 |
| | | | | | Concealed Magnetic Catches (pr): | | \$97.78 |
| | | | | | T-Astragal & 2 flush bolts: | | \$243.96 |
| Single Prehung Doors | | | ADD: | -\$1.32 | T-Astragal & 1 flush bolt: | | |
| Double Prehung Doors | | | ADD: | -\$2.64 | Strike & Flush Bolt Color Options: SC, AB, SN, AN, ORB | | |

*Quick Ship—Badger Three to Four Week Ship Program. Add one Week for Pre-finishing.

PRIMED HARDBOARD DOORS

1-3/8" Hollow Core Molded 2-Panel Roman Top Smooth

Standard Hinge: 3-1/2" Plain Bearing, US3/4 Brighter

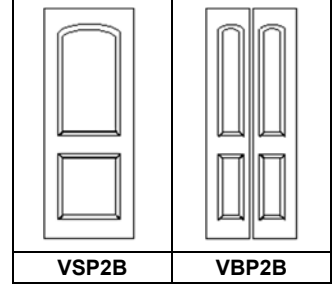
FACTORY PRIMED

FINISH OPTIONS:

PAINT: Core Colors, see our selection guide /options on pages IM-U-2 & 3, and for a wider color pallet see our standard color fan-deck.

NOTE: CUSTOM COLOR PRICING ADD

15% TO THE CORE COLOR PREF. ADD ON BELOW.



| | DOOR SLABS | | PREHUNG DOORS (Must specify handing) w/Primed Pine Jambs & Prd FJ Colonial or Square Stops. (Casing NOT included.) | | | | |
|--|-------------|----------------------|--|----------------------|------------------------------------|---------------------|----------------------|
| | Raw | Core Pref. Add-On | 4-9/16" Jamb Raw | 4-13/16" Jamb Raw | 5-1/4" Jamb Raw | 6-9/16" Jamb Raw | Core Pref. Add-On |
| Single Doors | | | | | | | |
| 1/0 x 6/8 | *Quick Ship | | | | | | |
| 1/2 x 6/8 | *Quick Ship | | | | | | |
| 1/4 x 6/8 | *Quick Ship | | | | | | |
| 1/6 x 6/8 | \$127.55 | \$76.30 | \$248.70 | \$252.36 | \$256.01 | \$281.55 | \$100.20 |
| 1/8 x 6/8 | *Quick Ship | | | | | | |
| 1/10 x 6/8 | *Quick Ship | | | | | | |
| 2/0 x 6/8 | \$133.88 | \$76.30 | \$255.03 | \$258.69 | \$262.34 | \$287.88 | \$100.20 |
| 2/2 x 6/8 | *Quick Ship | | | | | | |
| 2/4 x 6/8 | \$145.70 | \$76.30 | \$266.85 | \$270.51 | \$274.16 | \$299.70 | \$100.20 |
| 2/6 x 6/8 | \$145.70 | \$76.30 | \$266.85 | \$270.51 | \$274.16 | \$299.70 | \$100.20 |
| 2/8 x 6/8 | \$151.19 | \$76.30 | \$272.34 | \$276.00 | \$279.65 | \$305.19 | \$100.20 |
| 2/10 x 6/8 | *Quick Ship | | | | | | |
| 3/0 x 6/8 | \$152.57 | \$76.30 | \$273.72 | \$277.38 | \$281.03 | \$306.57 | \$100.20 |
| Double Doors | | | | | | | |
| 3/0 x 6/8 | --- | --- | \$407.96 | \$411.62 | \$415.26 | \$440.81 | \$176.49 |
| 4/0 x 6/8 | --- | --- | \$434.49 | \$434.49 | \$443.25 | \$473.90 | \$177.90 |
| 5/0 x 6/8 | --- | --- | \$458.13 | \$462.51 | \$466.89 | \$497.54 | \$180.71 |
| 5/4 x 6/8 | --- | --- | \$469.11 | \$473.49 | \$477.87 | \$508.52 | \$180.71 |
| 6/0 x 6/8 | --- | --- | \$471.87 | \$476.25 | \$480.63 | \$511.28 | \$180.71 |
| Bifold Doors (w/1825 track& Hdwe) (Note: Bifold doors ship as boxed units with frames KD) | | | | | | | |
| 2/0 x 6/8 | \$183.50 | \$81.17 | \$252.83 | \$256.49 | \$260.13 | \$285.68 | \$105.06 |
| 2/6 x 6/8 | \$196.17 | \$81.17 | \$265.50 | \$269.16 | \$272.81 | \$298.35 | \$105.06 |
| 2/8 x 6/8 | *Quick Ship | | | | | | |
| 3/0 x 6/8 | \$207.54 | \$81.17 | \$276.87 | \$280.53 | \$284.18 | \$309.72 | \$105.06 |
| Bifold Double Doors | | | | | | | |
| 4/0 x 6/8 | \$366.14 | \$159.11 | \$449.34 | \$449.34 | \$458.10 | \$488.75 | \$184.41 |
| 5/0 x 6/8 | \$392.33 | \$159.11 | \$475.53 | \$479.91 | \$484.29 | \$514.94 | \$187.22 |
| 5/4 x 6/8 | *Quick Ship | | | | | | |
| 6/0 x 6/8 | \$415.41 | \$159.11 | \$498.62 | \$503.00 | \$507.38 | \$538.02 | \$187.22 |
| HINGE COLOR OPTIONS (Std is US3/4 Brighter [Satin Brass]) [Hinge options are not available for bifold doors] Color Options: Bright Brass, Dull Chrome, Antique Brass, Antique Nickel, Satin Nickel, Oil Rubbed Bronze | | | | | DOUBLE DOOR OPTIONS | | |
| | | | | | Std BB Hdwe, Pine T-Astragal | | ADD |
| | | | | | 1-3/8" Ball Catches (pair): | | \$45.60 |
| | | | | | Concealed Magnetic Catches (pr): | | \$97.78 |
| | | | | | T-Astragal & 2 flush bolts: | | \$243.96 |
| Single Prehung Doors | | | ADD: | -\$1.32 | T-Astragal & 1 flush bolt: | | \$177.65 |
| Double Prehung Doors | | | ADD: | -\$2.64 | Strike & Flush Bolt Color Options: | | |

*Quick Ship—Badger Three to Four Week Ship Program. Add one Week for Pre-finishing.

PRIMED HARDBOARD DOORS

1-3/8" Hollow Core Molded Cheyenne 2-Panel Arch Top, Plank Smooth

Standard Hinge: 3-1/2" Plain Bearing, US3/4 Brighter

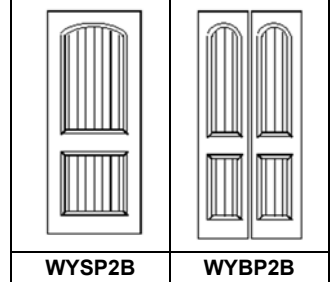
FACTORY PRIMED

FINISH OPTIONS:

PAINT: Core Colors, see our selection guide /options on pages IM-U-2 & 3, and for a wider color pallet see our standard color fan-deck.

NOTE: CUSTOM COLOR PRICING ADD

15% TO THE CORE COLOR PREF. ADD ON BELOW.



| | DOOR SLABS | | PREHUNG DOORS (Must specify handing) w/Primed Pine Jambs & Prd FJ Colonial or Square Stops. (Casing NOT included.) | | | | |
|---|------------|----------------------|--|----------------------------------|--------------------|---|----------------------|
| | Raw | Core Pref. Add-On | 4-9/16" Jamb Raw | 4-13/16" Jamb Raw | 5-1/4" Jamb Raw | 6-9/16" Jamb Raw | Core Pref. Add-On |
| Single Doors | | | | | | | |
| 1/0 x 6/8 | | | | | *Quick Ship | | |
| 1/2 x 6/8 | | | | | *Quick Ship | | |
| 1/4 x 6/8 | | | | | *Quick Ship | | |
| 1/6 x 6/8 | \$128.79 | \$76.30 | \$249.95 | \$253.61 | \$257.25 | \$282.80 | \$100.20 |
| 1/8 x 6/8 | | | | | *Quick Ship | | |
| 1/10 x 6/8 | | | | | *Quick Ship | | |
| 2/0 x 6/8 | \$135.17 | \$76.30 | \$256.32 | \$259.98 | \$263.63 | \$289.17 | \$100.20 |
| 2/2 x 6/8 | | | | | *Quick Ship | | |
| 2/4 x 6/8 | \$147.11 | \$76.30 | \$268.26 | \$271.92 | \$275.57 | \$301.11 | \$100.20 |
| 2/6 x 6/8 | \$147.11 | \$76.30 | \$268.26 | \$271.92 | \$275.57 | \$301.11 | \$100.20 |
| 2/8 x 6/8 | \$152.66 | \$76.30 | \$273.81 | \$277.47 | \$281.12 | \$306.66 | \$100.20 |
| 2/10 x 6/8 | | | | | *Quick Ship | | |
| 3/0 x 6/8 | \$154.05 | \$76.30 | \$275.21 | \$278.87 | \$282.51 | \$308.06 | \$100.20 |
| Double Doors | | | | | | | |
| 3/0 x 6/8 | --- | --- | \$410.45 | \$414.11 | \$417.75 | \$443.30 | \$176.49 |
| 4/0 x 6/8 | --- | --- | \$437.07 | \$437.07 | \$445.83 | \$476.48 | \$177.90 |
| 5/0 x 6/8 | --- | --- | \$460.95 | \$465.33 | \$469.71 | \$500.36 | \$180.71 |
| 5/4 x 6/8 | --- | --- | \$472.05 | \$476.43 | \$480.81 | \$511.46 | \$180.71 |
| 6/0 x 6/8 | --- | --- | \$474.84 | \$479.22 | \$483.60 | \$514.25 | \$180.71 |
| Bifold Doors (w/1825 track& Hdwe) (Note: Bifold doors ship as boxed units with frames KD) | | | | | | | |
| 2/0 x 6/8 | \$195.12 | \$81.17 | \$264.45 | \$268.11 | \$271.76 | \$297.30 | \$105.06 |
| 2/6 x 6/8 | \$208.64 | \$81.17 | \$277.97 | \$281.63 | \$285.27 | \$310.82 | \$105.06 |
| 2/8 x 6/8 | | | | | *Quick Ship | | |
| 3/0 x 6/8 | \$220.73 | \$81.17 | \$290.06 | \$293.72 | \$297.36 | \$322.91 | \$105.06 |
| Bifold Double Doors | | | | | | | |
| 4/0 x 6/8 | \$389.39 | \$159.11 | \$472.59 | \$472.59 | \$481.35 | \$512.00 | \$184.41 |
| 5/0 x 6/8 | \$417.26 | \$159.11 | \$500.46 | \$504.84 | \$509.22 | \$539.87 | \$187.22 |
| 5/4 x 6/8 | | | | | *Quick Ship | | |
| 6/0 x 6/8 | \$441.78 | \$159.11 | \$524.99 | \$529.37 | \$533.75 | \$564.39 | \$187.22 |
| HINGE COLOR OPTIONS (Std is US3/4 Brighter [Satin Brass]) [Hinge options are not available for bifold doors] Color Options: Bright Brass, Dull Chrome, Antique Brass, Antique Nickel, Satin Nickel, Oil Rubbed Bronze | | | | DOUBLE DOOR OPTIONS | | | |
| | | | | Std BB Hdwe, Pine T-Astragal | | ADD | |
| | | | | 1-3/8" Ball Catches (pair): | | \$45.60 | |
| | | | | Concealed Magnetic Catches (pr): | | \$97.78 | |
| | | | | T-Astragal & 2 flush bolts: | | \$243.96 | |
| Single Prehung Doors | | | ADD: | | \$-1.32 | T-Astragal & 1 flush bolt: | |
| Double Prehung Doors | | | ADD: | | \$-2.64 | Strike & Flush Bolt Color Options: SC, AB, SN, AN, ORB | |

*Quick Ship—Badger Three to Four Week Ship Program. Add one Week for Pre-finishing.

PRIMED HARDBOARD DOORS

1-3/8" Hollow Core Molded Riverside Raised 5-Panel Smooth

Standard Hinge: 3-1/2" Plain Bearing, US3/4 Brighter

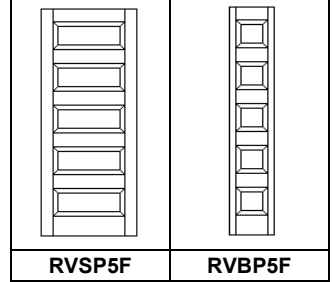
FACTORY PRIMED

FINISH OPTIONS:

PAINT: Core Colors, see our selection guide /options on pages IM-U-2 & 3, and for a wider color pallet see our standard color fan-deck.

NOTE: CUSTOM COLOR PRICING ADD

15% TO THE CORE COLOR PREF. ADD ON BELOW.



| | DOOR SLABS | | PREHUNG DOORS (Must specify handing) w/Primed Pine Jambs & Prd FJ Colonial or Square Stops. (Casing NOT included.) | | | | |
|--|-------------|----------------------|--|----------------------|---|---------------------|----------------------|
| | Raw | Core Pref. Add-On | 4-9/16" Jamb Raw | 4-13/16" Jamb Raw | 5-1/4" Jamb Raw | 6-9/16" Jamb Raw | Core Pref. Add-On |
| Single Doors | | | | | | | |
| 1/0 x 6/8 | *Quick Ship | | | | | | |
| 1/2 x 6/8 | *Quick Ship | | | | | | |
| 1/4 x 6/8 | *Quick Ship | | | | | | |
| 1/6 x 6/8 | \$128.79 | \$76.30 | \$249.95 | \$253.61 | \$257.25 | \$282.80 | \$100.20 |
| 1/8 x 6/8 | *Quick Ship | | | | | | |
| 1/10 x 6/8 | *Quick Ship | | | | | | |
| 2/0 x 6/8 | \$135.17 | \$76.30 | \$256.32 | \$259.98 | \$263.63 | \$289.17 | \$100.20 |
| 2/2 x 6/8 | *Quick Ship | | | | | | |
| 2/4 x 6/8 | \$147.11 | \$76.30 | \$268.26 | \$271.92 | \$275.57 | \$301.11 | \$100.20 |
| 2/6 x 6/8 | \$147.11 | \$76.30 | \$268.26 | \$271.92 | \$275.57 | \$301.11 | \$100.20 |
| 2/8 x 6/8 | \$152.66 | \$76.30 | \$273.81 | \$277.47 | \$281.12 | \$306.66 | \$100.20 |
| 2/10 x 6/8 | *Quick Ship | | | | | | |
| 3/0 x 6/8 | \$154.05 | \$76.30 | \$275.21 | \$278.87 | \$282.51 | \$308.06 | \$100.20 |
| Double Doors | | | | | | | |
| 3/0 x 6/8 | --- | --- | \$410.45 | \$414.11 | \$417.75 | \$443.30 | \$176.49 |
| 4/0 x 6/8 | --- | --- | \$437.07 | \$437.07 | \$445.83 | \$476.48 | \$177.90 |
| 5/0 x 6/8 | --- | --- | \$460.95 | \$465.33 | \$469.71 | \$500.36 | \$180.71 |
| 5/4 x 6/8 | --- | --- | \$472.05 | \$476.43 | \$480.81 | \$511.46 | \$180.71 |
| 6/0 x 6/8 | --- | --- | \$474.84 | \$479.22 | \$483.60 | \$514.25 | \$180.71 |
| Bifold Doors (w/1825 track& Hdwe) (Note: Bifold doors ship as boxed units with frames KD) | | | | | | | |
| 2/0 x 6/8 | \$195.12 | \$81.17 | \$264.45 | \$268.11 | \$271.76 | \$297.30 | \$105.06 |
| 2/6 x 6/8 | \$208.64 | \$81.17 | \$277.97 | \$281.63 | \$285.27 | \$310.82 | \$105.06 |
| 2/8 x 6/8 | *Quick Ship | | | | | | |
| 3/0 x 6/8 | \$220.73 | \$81.17 | \$290.06 | \$293.72 | \$297.36 | \$322.91 | \$105.06 |
| Bifold Double Doors | | | | | | | |
| 4/0 x 6/8 | \$389.39 | \$159.11 | \$472.59 | \$472.59 | \$481.35 | \$512.00 | \$184.41 |
| 5/0 x 6/8 | \$417.26 | \$159.11 | \$500.46 | \$504.84 | \$509.22 | \$539.87 | \$187.22 |
| 5/4 x 6/8 | *Quick Ship | | | | | | |
| 6/0 x 6/8 | \$441.78 | \$159.11 | \$524.99 | \$529.37 | \$533.75 | \$564.39 | \$187.22 |
| HINGE COLOR OPTIONS (Std is US3/4 Brighter [Satin Brass]) [Hinge options are not available for bifold doors] Color Options: Bright Brass, Dull Chrome, Antique Brass, Antique Nickel, Satin Nickel, Oil Rubbed Bronze | | | | | DOUBLE DOOR OPTIONS | | |
| | | | | | Std BB Hdwe, Pine T-Astragal | | ADD |
| | | | | | 1-3/8" Ball Catches (pair): | | \$45.60 |
| | | | | | Concealed Magnetic Catches (pr): | | \$97.78 |
| | | | | | T-Astragal & 2 flush bolts: | | \$243.96 |
| Single Prehung Doors | | | ADD: | -\$1.32 | T-Astragal & 1 flush bolt: | | |
| Double Prehung Doors | | | ADD: | -\$2.64 | Strike & Flush Bolt Color Options: SC AB SN AN ORB | | |

*Quick Ship—Badger Three to Four Week Ship Program. Add one Week for Pre-finishing.

1-3/8" JELD-WEN HOLLOW CORE MOLDED PANEL DOORS - 6'8"

Conmore—Flat 5-Panel Smooth

Standard Hinge:
3-1/2" Plain Bearing, US3/4 Brighter


FACTORY PRIMED

FINISH OPTIONS:

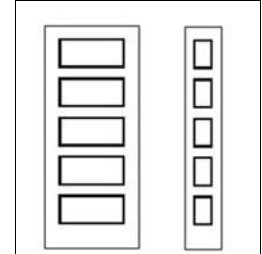
PAINT: Core Colors, see our selection guide /options on pages IM-U-2 & 3, and for a wider color pallet see our standard color fan-deck.

Note: Custom Color Pricing

Add 15% to the Core Color Pref. Add On below.



With Stepped Sticking



CXSH5E

CXBH5E

| | DOOR SLABS | | PREHUNG DOORS (Must specify handing) w/Primed Pine Jambes & Prd FJ Colonial or Square Stops. (Casing NOT included.) | | | | |
|---|------------|----------------------|---|----------------------|---|---------------------|----------------------|
| | Raw | Core Pref. Add-On | 4-9/16" Jamb Raw | 4-13/16" Jamb Raw | 5-1/4" Jamb Raw | 6-9/16" Jamb Raw | Core Pref. Add-On |
| Single Doors | | | | | | | |
| 1/6 x 6/8 | | | | | | | *Not Available |
| 1/8 x 6/8 | | | | | | | *Not Available |
| 2/0 x 6/8 | | | | | | | *Not Available |
| 2/2 x 6/8 | | | | | | | *Not Available |
| 2/4 x 6/8 | | | | | | | *Not Available |
| 2/6 x 6/8 | | | | | | | *Not Available |
| 2/8 x 6/8 | | | | | | | *Not Available |
| 2/10 x 6/8 | | | | | | | *Not Available |
| 3/0 x 6/8 | | | | | | | *Not Available |
| Double Doors | | | | | | | |
| 3/0 x 6/8 | | | | | | | *Not Available |
| 4/0 x 6/8 | | | | | | | *Not Available |
| 5/0 x 6/8 | | | | | | | *Not Available |
| 5/4 x 6/8 | | | | | | | *Not Available |
| 6/0 x 6/8 | | | | | | | *Not Available |
| Bifold Doors (w/Hdwe - 1825 track for panels to 50 lbs.) | | | | | | | |
| 2/0 x 6/8 | | | | | | | *Not Available |
| 2/6 x 6/8 | | | | | | | *Not Available |
| 2/8 x 6/8 | | | | | | | *Not Available |
| 3/0 x 6/8 | | | | | | | *Not Available |
| Bifold Double Doors | | | | | | | |
| 4/0 x 6/8 | | | | | | | *Not Available |
| 5/0 x 6/8 | | | | | | | *Not Available |
| 5/4 x 6/8 | | | | | | | *Not Available |
| 6/0 x 6/8 | | | | | | | *Not Available |
| HINGE COLOR OPTIONS (Std is US3/4 Brighter [Satin Brass]) [Hinge options are not available for bifold doors] Color Options: Bright Brass, Dull Chrome, Antique Brass, Antique Nickel, Satin Nickel, Oil Rubbed Bronze | | | | | DOUBLE DOOR OPTIONS | | |
| | | | | | Std BB Hdwe, Pine T-Astragal | | ADD |
| | | | | | 1-3/8" Ball Catches (pair): | | \$45.60 |
| | | | | | Concealed Magnetic Catches (pr): | | \$97.78 |
| | | | | | T-Astragal & 2 flush bolts: | | \$243.96 |
| Single Prehung Doors | | ADD: | | -\$1.32 | T-Astragal & 1 flush bolt: | | \$177.65 |
| Double Prehung Doors | | ADD: | | -\$2.64 | Strike & Flush Bolt Color Options: SC, AB, SN, AN, ORB | | |

*Quick Ship—Badger Three to Four Week Ship Program. Add one Week for Pre-finishing.

1-3/8" MASONITE HOLLOW CORE MOLDED PANEL DOORS - 6'8"

3-Panel Winslow

Standard Hinge:
3-1/2" Plain Bearing, US3/4 Brighter

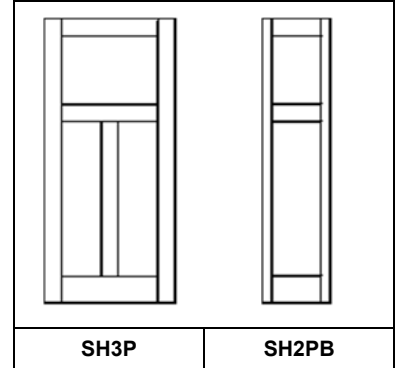
FACTORY PRIMED

FINISH OPTIONS:

PAINT: Core Colors, see our selection guide /options on pages IM-U-2 & 3, and for a wider color pallet see our standard color fan-deck.

Note: Custom Color Pricing

Add 15% to the Core Color Pref. Add On below.



| | DOOR SLABS | | PREHUNG DOORS (Must specify handing) w/Primed Pine Jambs & Prd FJ Colonial or Square Stops. (Casing NOT included.) | | | | |
|--|-------------|----------------------|--|----------------------|---|---------------------|----------------------|
| | Raw | Core Pref. Add-On | 4-9/16" Jamb Raw | 4-13/16" Jamb Raw | 5-1/4" Jamb Raw | 6-9/16" Jamb Raw | Core Pref. Add-On |
| Single Doors | | | | | | | |
| 1/6 x 6/8 | \$181.08 | \$76.30 | \$302.24 | \$305.90 | \$309.54 | \$335.09 | \$100.20 |
| 1/8 x 6/8 | \$183.86 | \$76.30 | \$305.01 | \$308.67 | \$312.32 | \$337.86 | \$100.20 |
| 2/0 x 6/8 | \$183.86 | \$76.30 | \$305.01 | \$308.67 | \$312.32 | \$337.86 | \$100.20 |
| 2/2 x 6/8 | *Quick Ship | | | | | | |
| 2/4 x 6/8 | \$196.61 | \$76.30 | \$317.76 | \$321.42 | \$325.07 | \$350.61 | \$100.20 |
| 2/6 x 6/8 | \$196.61 | \$76.30 | \$317.76 | \$321.42 | \$325.07 | \$350.61 | \$100.20 |
| 2/8 x 6/8 | \$201.89 | \$76.30 | \$323.04 | \$326.70 | \$330.35 | \$355.89 | \$100.20 |
| 2/10 x 6/8 | \$203.00 | \$76.30 | \$324.15 | \$327.81 | \$331.46 | \$357.00 | \$100.20 |
| 3/0 x 6/8 | \$203.00 | \$76.30 | \$324.15 | \$327.81 | \$331.46 | \$357.00 | \$100.20 |
| Double Doors | | | | | | | |
| 3/0 x 6/8 | --- | --- | \$515.03 | \$518.69 | \$522.33 | \$547.88 | \$176.49 |
| 4/0 x 6/8 | --- | --- | \$534.45 | \$534.45 | \$543.21 | \$573.86 | \$177.90 |
| 5/0 x 6/8 | --- | --- | \$559.95 | \$564.33 | \$568.71 | \$599.36 | \$180.71 |
| 5/4 x 6/8 | --- | --- | \$570.51 | \$574.89 | \$579.27 | \$609.92 | \$180.71 |
| 6/0 x 6/8 | --- | --- | \$572.73 | \$577.11 | \$581.49 | \$612.14 | \$180.71 |
| Bifold Doors (w/Hdwe - 1825 track for panels to 50 lbs.) | | | | | | | |
| 2/0 x 6/8 | \$242.33 | \$81.17 | \$311.66 | \$315.32 | \$318.96 | \$344.51 | \$105.06 |
| 2/6 x 6/8 | \$255.80 | \$81.17 | \$325.13 | \$328.79 | \$332.43 | \$357.98 | \$105.06 |
| 2/8 x 6/8 | *Quick Ship | | | | | | |
| 3/0 x 6/8 | \$268.14 | \$81.17 | \$337.47 | \$341.13 | \$344.78 | \$370.32 | \$105.06 |
| Bifold Double Doors | | | | | | | |
| 4/0 x 6/8 | \$483.80 | \$159.11 | \$567.00 | \$567.00 | \$575.76 | \$606.41 | \$184.41 |
| 5/0 x 6/8 | \$511.58 | \$159.11 | \$594.78 | \$599.16 | \$603.54 | \$634.19 | \$187.22 |
| 5/4 x 6/8 | *Quick Ship | | | | | | |
| 6/0 x 6/8 | \$536.61 | \$159.11 | \$619.82 | \$624.20 | \$628.58 | \$659.22 | \$187.22 |
| HINGE COLOR OPTIONS (Std is US3/4 Brighter [Satin Brass]) [Hinge options are not available for bifold doors] Color Options: Bright Brass, Dull Chrome, Antique Brass, Antique Nickel, Satin Nickel, Oil Rubbed Bronze | | | | | DOUBLE DOOR OPTIONS | | |
| | | | | | Std BB Hdwe, Pine T-Astragal | | ADD |
| | | | | | 1-3/8" Ball Catches (pair): | | \$45.60 |
| | | | | | Concealed Magnetic Catches (pr): | | \$97.78 |
| | | | | | T-Astragal & 2 flush bolts: | | \$243.96 |
| Single Prehung Doors | | | ADD: | -\$1.32 | T-Astragal & 1 flush bolt: | | |
| Double Prehung Doors | | | ADD: | -\$2.64 | Strike & Flush Bolt Color Options: SC, AB, SN, AN, ORB | | |

*Quick Ship—Badger Three to Four Week Ship Program. Add one Week for Pre-finishing.

1-3/8" MASONITE HOLLOW CORE MOLDED PANEL DOORS - 6'8"

3-Equal Panel Livingston

Standard Hinge:
3-1/2" Plain Bearing, US3/4 Brighter

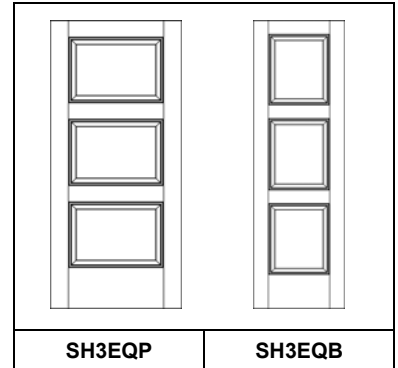
FACTORY PRIMED

FINISH OPTIONS:

PAINT: Core Colors, see our selection guide /options on pages IM-U-2 & 3, and for a wider color pallet see our standard color fan-deck.

Note: Custom Color Pricing

Add 15% to the Core Color Pref. Add On below.



| | DOOR SLABS | | PREHUNG DOORS (Must specify handing) w/Primed Pine Jamb & Prd FJ Colonial or Square Stops. (Casing NOT included.) | | | | |
|--|-------------|----------------------|---|----------------------|---|---------------------|----------------------|
| | Raw | Core Pref. Add-On | 4-9/16" Jamb Raw | 4-13/16" Jamb Raw | 5-1/4" Jamb Raw | 6-9/16" Jamb Raw | Core Pref. Add-On |
| Single Doors | | | | | | | |
| 1/6 x 6/8 | \$181.08 | \$76.30 | \$302.24 | \$305.90 | \$309.54 | \$335.09 | \$100.20 |
| 1/8 x 6/8 | *Quick Ship | | | | | | |
| 2/0 x 6/8 | \$183.86 | \$76.30 | \$305.01 | \$308.67 | \$312.32 | \$337.86 | \$100.20 |
| 2/2 x 6/8 | *Quick Ship | | | | | | |
| 2/4 x 6/8 | \$196.61 | \$76.30 | \$317.76 | \$321.42 | \$325.07 | \$350.61 | \$100.20 |
| 2/6 x 6/8 | \$196.61 | \$76.30 | \$317.76 | \$321.42 | \$325.07 | \$350.61 | \$100.20 |
| 2/8 x 6/8 | \$201.89 | \$76.30 | \$323.04 | \$326.70 | \$330.35 | \$355.89 | \$100.20 |
| 2/10 x 6/8 | *Quick Ship | | | | | | |
| 3/0 x 6/8 | \$203.00 | \$76.30 | \$324.15 | \$327.81 | \$331.46 | \$357.00 | \$100.20 |
| Double Doors | | | | | | | |
| 3/0 x 6/8 | --- | --- | \$515.03 | \$518.69 | \$522.33 | \$547.88 | \$176.49 |
| 4/0 x 6/8 | --- | --- | \$534.45 | \$534.45 | \$543.21 | \$573.86 | \$177.90 |
| 5/0 x 6/8 | --- | --- | \$559.95 | \$564.33 | \$568.71 | \$599.36 | \$180.71 |
| 5/4 x 6/8 | --- | --- | \$570.51 | \$574.89 | \$579.27 | \$609.92 | \$180.71 |
| 6/0 x 6/8 | --- | --- | \$572.73 | \$577.11 | \$581.49 | \$612.14 | \$180.71 |
| Bifold Doors (w/Hdwe - 1825 track for panels to 50 lbs.) | | | | | | | |
| 2/0 x 6/8 | \$242.33 | \$81.17 | \$311.66 | \$315.32 | \$318.96 | \$344.51 | \$105.06 |
| 2/6 x 6/8 | \$255.80 | \$81.17 | \$325.13 | \$328.79 | \$332.43 | \$357.98 | \$105.06 |
| 2/8 x 6/8 | *Quick Ship | | | | | | |
| 3/0 x 6/8 | \$268.14 | \$81.17 | \$337.47 | \$341.13 | \$344.78 | \$370.32 | \$105.06 |
| Bifold Double Doors | | | | | | | |
| 4/0 x 6/8 | \$483.80 | \$159.11 | \$567.00 | \$567.00 | \$575.76 | \$606.41 | \$184.41 |
| 5/0 x 6/8 | \$511.58 | \$159.11 | \$594.78 | \$599.16 | \$603.54 | \$634.19 | \$187.22 |
| 5/4 x 6/8 | *Quick Ship | | | | | | |
| 6/0 x 6/8 | \$536.61 | \$159.11 | \$619.82 | \$624.20 | \$628.58 | \$659.22 | \$187.22 |
| HINGE COLOR OPTIONS (Std is US3/4 Brighter [Satin Brass]) [Hinge options are not available for bifold doors] Color Options: Bright Brass, Dull Chrome, Antique Brass, Antique Nickel, Satin Nickel, Oil Rubbed Bronze | | | | | DOUBLE DOOR OPTIONS | | |
| | | | | | Std BB Hdwe, Pine T-Astragal | | ADD |
| | | | | | 1-3/8" Ball Catches (pair): | | \$45.60 |
| | | | | | Concealed Magnetic Catches (pr): | | \$97.78 |
| | | | | | T-Astragal & 2 flush bolts: | | \$243.96 |
| Single Prehung Doors | | | ADD: | -\$1.32 | T-Astragal & 1 flush bolt: | | \$177.65 |
| Double Prehung Doors | | | ADD: | -\$2.64 | Strike & Flush Bolt Color Options: SC, AB, SN, AN, ORB | | |

*Quick Ship—Badger Three to Four Week Ship Program. Add one Week for Pre-finishing.

1-3/8" MASONITE HOLLOW CORE MOLDED PANEL DOORS - 6'8"

2-Panel Logan

Standard Hinge:
3-1/2" Plain Bearing, US3/4 Brighter

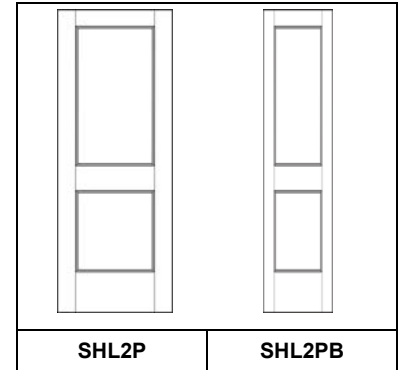
FACTORY PRIMED

FINISH OPTIONS:

PAINT: Core Colors, see our selection guide /options on pages IM-U-2 & 3, and for a wider color pallet see our standard color fan-deck.

Note: Custom Color Pricing

Add 15% to the Core Color Pref. Add On below.



| | DOOR SLABS | | PREHUNG DOORS (Must specify handing) w/Primed Pine Jambs & Prd FJ Colonial or Square Stops. (Casing NOT included.) | | | | |
|--|-------------|----------------------|--|----------------------|---|---------------------|----------------------|
| | Raw | Core Pref. Add-On | 4-9/16" Jamb Raw | 4-13/16" Jamb Raw | 5-1/4" Jamb Raw | 6-9/16" Jamb Raw | Core Pref. Add-On |
| Single Doors | | | | | | | |
| 1/6 x 6/8 | \$181.08 | \$76.30 | \$302.24 | \$305.90 | \$309.54 | \$335.09 | \$100.20 |
| 1/8 x 6/8 | *Quick Ship | | | | | | |
| 2/0 x 6/8 | \$183.86 | \$76.30 | \$305.01 | \$308.67 | \$312.32 | \$337.86 | \$100.20 |
| 2/2 x 6/8 | *Quick Ship | | | | | | |
| 2/4 x 6/8 | \$196.61 | \$76.30 | \$317.76 | \$321.42 | \$325.07 | \$350.61 | \$100.20 |
| 2/6 x 6/8 | \$196.61 | \$76.30 | \$317.76 | \$321.42 | \$325.07 | \$350.61 | \$100.20 |
| 2/8 x 6/8 | \$201.89 | \$76.30 | \$323.04 | \$326.70 | \$330.35 | \$355.89 | \$100.20 |
| 2/10 x 6/8 | *Quick Ship | | | | | | |
| 3/0 x 6/8 | \$203.00 | \$76.30 | \$324.15 | \$327.81 | \$331.46 | \$357.00 | \$100.20 |
| Double Doors | | | | | | | |
| 3/0 x 6/8 | --- | --- | \$515.03 | \$518.69 | \$522.33 | \$547.88 | \$176.49 |
| 4/0 x 6/8 | --- | --- | \$534.45 | \$534.45 | \$543.21 | \$573.86 | \$177.90 |
| 5/0 x 6/8 | --- | --- | \$559.95 | \$564.33 | \$568.71 | \$599.36 | \$180.71 |
| 5/4 x 6/8 | --- | --- | \$570.51 | \$574.89 | \$579.27 | \$609.92 | \$180.71 |
| 6/0 x 6/8 | --- | --- | \$572.73 | \$577.11 | \$581.49 | \$612.14 | \$180.71 |
| Bifold Doors (w/Hdwe - 1825 track for panels to 50 lbs.) | | | | | | | |
| 2/0 x 6/8 | \$242.33 | \$81.17 | \$311.66 | \$315.32 | \$318.96 | \$344.51 | \$105.06 |
| 2/6 x 6/8 | \$255.80 | \$81.17 | \$325.13 | \$328.79 | \$332.43 | \$357.98 | \$105.06 |
| 2/8 x 6/8 | *Quick Ship | | | | | | |
| 3/0 x 6/8 | \$268.14 | \$81.17 | \$337.47 | \$341.13 | \$344.78 | \$370.32 | \$105.06 |
| Bifold Double Doors | | | | | | | |
| 4/0 x 6/8 | \$483.80 | \$159.11 | \$567.00 | \$567.00 | \$575.76 | \$606.41 | \$184.41 |
| 5/0 x 6/8 | \$511.58 | \$159.11 | \$594.78 | \$599.16 | \$603.54 | \$634.19 | \$187.22 |
| 5/4 x 6/8 | *Quick Ship | | | | | | |
| 6/0 x 6/8 | \$536.61 | \$159.11 | \$619.82 | \$624.20 | \$628.58 | \$659.22 | \$187.22 |
| HINGE COLOR OPTIONS (Std is US3/4 Brighter [Satin Brass]) [Hinge options are not available for bifold doors] Color Options: Bright Brass, Dull Chrome, Antique Brass, Antique Nickel, Satin Nickel, Oil Rubbed Bronze | | | | | DOUBLE DOOR OPTIONS | | |
| | | | | | Std BB Hdwe, Pine T-Astragal | | ADD |
| | | | | | 1-3/8" Ball Catches (pair): | | \$45.60 |
| | | | | | Concealed Magnetic Catches (pr): | | \$97.78 |
| | | | | | T-Astragal & 2 flush bolts: | | \$243.96 |
| Single Prehung Doors | | | ADD: | -\$1.32 | T-Astragal & 1 flush bolt: | | |
| Double Prehung Doors | | | ADD: | -\$2.64 | Strike & Flush Bolt Color Options: SC, AB, SN, AN, ORB | | |

*Quick Ship—Badger Three to Four Week Ship Program. Add one Week for Pre-finishing.

1-3/8" MASONITE HOLLOW CORE MOLDED PANEL DOORS - 6'8"

1-Panel Lincoln Park

Standard Hinge:
3-1/2" Plain Bearing, US3/4 Brighter

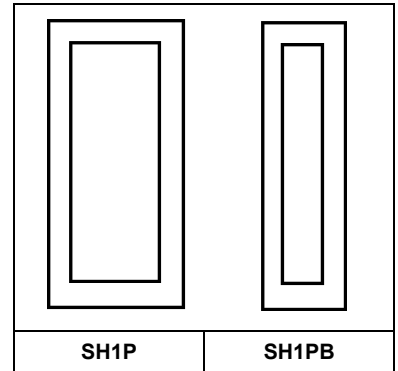

FACTORY PRIMED

FINISH OPTIONS:

PAINT: Core Colors, see our selection guide /options on pages IM-U-2 & 3, and for a wider color pallet see our standard color fan-deck.

Note: Custom Color Pricing

Add 15% to the Core Color Pref. Add On below.



| | DOOR SLABS | | PREHUNG DOORS (Must specify handing) w/Primed Pine Jambs & Prd FJ Colonial or Square Stops. (Casing NOT included.) | | | | |
|--|-------------|----------------------|--|----------------------|---|---------------------|----------------------|
| | Raw | Core Pref. Add-On | 4-9/16" Jamb Raw | 4-13/16" Jamb Raw | 5-1/4" Jamb Raw | 6-9/16" Jamb Raw | Core Pref. Add-On |
| Single Doors | | | | | | | |
| 1/6 x 6/8 | \$181.08 | \$76.30 | \$302.24 | \$305.90 | \$309.54 | \$335.09 | \$100.20 |
| 1/8 x 6/8 | *Quick Ship | | | | | | |
| 2/0 x 6/8 | \$183.86 | \$76.30 | \$305.01 | \$308.67 | \$312.32 | \$337.86 | \$100.20 |
| 2/2 x 6/8 | *Quick Ship | | | | | | |
| 2/4 x 6/8 | \$196.61 | \$76.30 | \$317.76 | \$321.42 | \$325.07 | \$350.61 | \$100.20 |
| 2/6 x 6/8 | \$196.61 | \$76.30 | \$317.76 | \$321.42 | \$325.07 | \$350.61 | \$100.20 |
| 2/8 x 6/8 | \$201.89 | \$76.30 | \$323.04 | \$326.70 | \$330.35 | \$355.89 | \$100.20 |
| 2/10 x 6/8 | \$203.00 | \$76.30 | \$324.15 | \$327.81 | \$331.46 | \$357.00 | \$100.20 |
| 3/0 x 6/8 | \$203.00 | \$76.30 | \$324.15 | \$327.81 | \$331.46 | \$357.00 | \$100.20 |
| Double Doors | | | | | | | |
| 3/0 x 6/8 | --- | --- | \$515.03 | \$518.69 | \$522.33 | \$547.88 | \$176.49 |
| 4/0 x 6/8 | --- | --- | \$534.45 | \$534.45 | \$543.21 | \$573.86 | \$177.90 |
| 5/0 x 6/8 | --- | --- | \$559.95 | \$564.33 | \$568.71 | \$599.36 | \$180.71 |
| 5/4 x 6/8 | --- | --- | \$570.51 | \$574.89 | \$579.27 | \$609.92 | \$180.71 |
| 6/0 x 6/8 | --- | --- | \$572.73 | \$577.11 | \$581.49 | \$612.14 | \$180.71 |
| Bifold Doors (w/Hdwe - 1825 track for panels to 50 lbs.) | | | | | | | |
| 2/0 x 6/8 | \$242.33 | \$81.17 | \$311.66 | \$315.32 | \$318.96 | \$344.51 | \$105.06 |
| 2/6 x 6/8 | \$255.80 | \$81.17 | \$325.13 | \$328.79 | \$332.43 | \$357.98 | \$105.06 |
| 2/8 x 6/8 | *Quick Ship | | | | | | |
| 3/0 x 6/8 | \$268.14 | \$81.17 | \$337.47 | \$341.13 | \$344.78 | \$370.32 | \$105.06 |
| Bifold Double Doors | | | | | | | |
| 4/0 x 6/8 | \$483.80 | \$159.11 | \$567.00 | \$567.00 | \$575.76 | \$606.41 | \$184.41 |
| 5/0 x 6/8 | \$511.58 | \$159.11 | \$594.78 | \$599.16 | \$603.54 | \$634.19 | \$187.22 |
| 5/4 x 6/8 | *Quick Ship | | | | | | |
| 6/0 x 6/8 | \$536.61 | \$159.11 | \$619.82 | \$624.20 | \$628.58 | \$659.22 | \$187.22 |
| HINGE COLOR OPTIONS (Std is US3/4 Brighter [Satin Brass]) [Hinge options are not available for bifold doors] Color Options: Bright Brass, Dull Chrome, Antique Brass, Antique Nickel, Satin Nickel, Oil Rubbed Bronze | | | | | DOUBLE DOOR OPTIONS | | |
| | | | | | Std BB Hdwe, Pine T-Astragal | | ADD |
| | | | | | 1-3/8" Ball Catches (pair): | | \$45.60 |
| | | | | | Concealed Magnetic Catches (pr): | | \$97.78 |
| | | | | | T-Astragal & 2 flush bolts: | | \$243.96 |
| Single Prehung Doors | | | ADD: | -\$1.32 | T-Astragal & 1 flush bolt: | | \$177.65 |
| Double Prehung Doors | | | ADD: | -\$2.64 | Strike & Flush Bolt Color Options: SC, AB, SN, AN, ORB | | |

*Quick Ship—Badger Three to Four Week Ship Program. Add one Week for Pre-finishing.

PRIMED HARDBOARD DOORS
1-3/8" Safe 'N Sound® Solid Core Panel
6-Panel Smooth

Safe 'N Sound Solid-Core



These doors are made with the patented PREMCOR door core. A variable Density wood fiber core that is lighter than the conventional particle board core allows for easier handling, installation and less hinge & jamb wear.

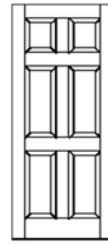
Standard Hinge:
3-1/2" Ball Bearing, US4 Brighter

FACTORY PRIMED

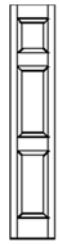
FINISH OPTIONS:

PAINT: Core Colors, see our selection guide / options on pages IM-U-2 & 3, and for a wider color pallet see our standard color fan-deck.

Note: Custom Color Pricing
Add 15% to the Core Color Pref. Add On below.



WSK6A



WBK6A

| | DOOR SLABS | | PREHUNG DOORS (Must specify handing) w/Primed Pine Jambs & Prd FJ Colonial or Square Stops. (Casing NOT included.) | | | | |
|---|-------------|----------------------|--|----------------------|------------------------------------|---------------------|----------------------|
| | Raw | Core Pref. Add-On | 4-9/16" Jamb Raw | 4-13/16" Jamb Raw | 5-1/4" Jamb Raw | 6-9/16" Jamb Raw | Core Pref. Add-On |
| Single Doors | | | | | | | |
| 1/0 x 6/8 | *Quick Ship | | | | | | |
| 1/2 x 6/8 | *Quick Ship | | | | | | |
| 1/4 x 6/8 | *Quick Ship | | | | | | |
| 1/6 x 6/8 | \$249.08 | \$76.30 | \$369.60 | \$373.26 | \$376.91 | \$402.45 | \$100.20 |
| 1/8 x 6/8 | \$249.08 | \$76.30 | \$369.60 | \$373.26 | \$376.91 | \$402.45 | \$100.20 |
| 1/10 x 6/8 | *Quick Ship | | | | | | |
| 2/0 x 6/8 | \$249.08 | \$76.30 | \$369.60 | \$373.26 | \$376.91 | \$402.45 | \$100.20 |
| 2/2 x 6/8 | *Quick Ship | | | | | | |
| 2/4 x 6/8 | \$249.08 | \$76.30 | \$369.60 | \$373.26 | \$376.91 | \$402.45 | \$100.20 |
| 2/6 x 6/8 | \$249.08 | \$76.30 | \$369.60 | \$373.26 | \$376.91 | \$402.45 | \$100.20 |
| 2/8 x 6/8 | \$257.19 | \$76.30 | \$377.72 | \$381.38 | \$385.02 | \$410.57 | \$100.20 |
| 2/10 x 6/8 | \$265.31 | \$76.30 | \$385.83 | \$389.49 | \$393.14 | \$418.68 | \$100.20 |
| 3/0 x 6/8 | \$265.31 | \$76.30 | \$385.83 | \$389.49 | \$393.14 | \$418.68 | \$100.20 |
| Double Doors | | | | | | | |
| 3/0 x 6/8 | --- | --- | \$649.76 | \$653.42 | \$657.06 | \$682.61 | \$176.49 |
| 4/0 x 6/8 | --- | --- | \$663.63 | \$663.63 | \$672.39 | \$703.04 | \$177.90 |
| 5/0 x 6/8 | --- | --- | \$663.63 | \$668.01 | \$672.39 | \$703.04 | \$180.71 |
| 5/4 x 6/8 | --- | --- | \$679.86 | \$684.24 | \$688.62 | \$719.27 | \$180.71 |
| 6/0 x 6/8 | --- | --- | \$696.09 | \$700.47 | \$704.85 | \$735.50 | \$180.71 |
| HINGE COLOR OPTIONS (Std is US3/4 Brighter [Satin Brass]) [Hinge options are not available for bifold doors] Color Options: Bright Brass, Dull Chrome, Antique Brass, Antique Nickel, Satin Nickel, Oil Rubbed Bronze | | | | | DOUBLE DOOR OPTIONS | | |
| | | | | | Std BB Hdwe, Pine T-Astragal | | ADD |
| | | | | | 1-3/8" Ball Catches (pair): | | \$45.60 |
| | | | | | Concealed Magnetic Catches (pr): | | \$97.78 |
| | | | | | T-Astragal & 2 flush bolts: | | \$243.96 |
| Single Prehung Doors | | | ADD: | \$2.01 | T-Astragal & 1 flush bolt: | | \$177.65 |
| Double Prehung Doors | | | ADD: | \$4.02 | Strike & Flush Bolt Color Options: | | |

*Quick Ship—Badger Three to Four Week Ship Program. Add one Week for Pre-finishing.

PRIMED HARDBOARD DOORS
1-3/8" Safe 'N Sound® Solid Core Panel
4-Panel Smooth

Safe 'N Sound Solid-Core



These doors are made with the patented PREMCOR door core. A variable Density wood fiber core that is lighter than the conventional particle board core allows for easier handling, installation and less hinge & jamb wear.

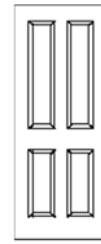
Standard Hinge:
3-1/2" Ball Bearing, US4 Brighter

FACTORY PRIMED

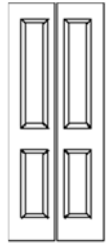
FINISH OPTIONS:

PAINT: Core Colors, see our selection guide / options on pages IM-U-2 & 3, and for a wider color pallet see our standard color fan-deck.

Note: Custom Color Pricing
Add 15% to the Core Color Pref. Add On below.



WSK4A



WBK4A

| | DOOR SLABS | | PREHUNG DOORS (Must specify handing) w/Primed Pine Jambs & Prd FJ Colonial or Square Stops. (Casing NOT included.) | | | | |
|---|------------|----------------------|--|----------------------|---|---------------------|----------------------|
| | Raw | Core Pref. Add-On | 4-9/16" Jamb Raw | 4-13/16" Jamb Raw | 5-1/4" Jamb Raw | 6-9/16" Jamb Raw | Core Pref. Add-On |
| Single Doors | | | | | | | |
| 1/0 x 6/8 | | | | | | | *Quick Ship |
| 1/2 x 6/8 | | | | | | | *Quick Ship |
| 1/4 x 6/8 | | | | | | | *Quick Ship |
| 1/6 x 6/8 | | | | | | | *Quick Ship |
| 1/8 x 6/8 | | | | | | | *Quick Ship |
| 1/10 x 6/8 | | | | | | | *Quick Ship |
| 2/0 x 6/8 | \$249.08 | \$76.30 | \$369.60 | \$373.26 | \$376.91 | \$402.45 | \$100.20 |
| 2/2 x 6/8 | | | | | | | *Quick Ship |
| 2/4 x 6/8 | \$249.08 | \$76.30 | \$369.60 | \$373.26 | \$376.91 | \$402.45 | \$100.20 |
| 2/6 x 6/8 | \$249.08 | \$76.30 | \$369.60 | \$373.26 | \$376.91 | \$402.45 | \$100.20 |
| 2/8 x 6/8 | \$257.19 | \$76.30 | \$377.72 | \$381.38 | \$385.02 | \$410.57 | \$100.20 |
| 2/10 x 6/8 | | | | | | | *Quick Ship |
| 3/0 x 6/8 | \$265.31 | \$76.30 | \$385.83 | \$389.49 | \$393.14 | \$418.68 | \$100.20 |
| Double Doors | | | | | | | |
| 3/0 x 6/8 | --- | --- | | | | | *Quick Ship |
| 4/0 x 6/8 | --- | --- | \$663.63 | \$663.63 | \$672.39 | \$703.04 | \$177.90 |
| 5/0 x 6/8 | --- | --- | \$663.63 | \$668.01 | \$672.39 | \$703.04 | \$180.71 |
| 5/4 x 6/8 | --- | --- | \$679.86 | \$684.24 | \$688.62 | \$719.27 | \$180.71 |
| 6/0 x 6/8 | --- | --- | \$696.09 | \$700.47 | \$704.85 | \$735.50 | \$180.71 |
| HINGE COLOR OPTIONS (Std is US3/4 Brighter [Satin Brass]) [Hinge options are not available for bifold doors] Color Options: Bright Brass, Dull Chrome, Antique Brass, Antique Nickel, Satin Nickel, Oil Rubbed Bronze | | | | | DOUBLE DOOR OPTIONS | | |
| | | | | | Std BB Hdwe, Pine T-Astragal | | ADD |
| | | | | | 1-3/8" Ball Catches (pair): | | \$45.60 |
| | | | | | Concealed Magnetic Catches (pr): | | \$97.78 |
| | | | | | T-Astragal & 2 flush bolts: | | \$243.96 |
| Single Prehung Doors | | | ADD: | \$2.01 | T-Astragal & 1 flush bolt: | | |
| Double Prehung Doors | | | ADD: | \$4.02 | Strike & Flush Bolt Color Options: SC, AB, SN, AN, ORB | | |

*Quick Ship—Badger Three to Four Week Ship Program. Add one Week for Pre-finishing.

PRIMED HARDBOARD DOORS
1-3/8" Safe 'N Sound® Solid Core Panel
2-Panel Smooth

Safe 'N Sound Solid-Core



These doors are made with the patented PREMCOR door core. A variable Density wood fiber core that is lighter than the conventional particle board core allows for easier handling, installation and less hinge & jamb wear.

Standard Hinge:
3-1/2" Ball Bearing, US4 Brighter

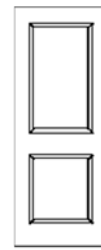
FACTORY PRIMED

FINISH OPTIONS:

PAINT: Core Colors, see our selection guide / options on pages IM-U-2 & 3, and for a wider color pallet see our standard color fan-deck.

Note: Custom Color Pricing

Add 15% to the Core Color Pref. Add On below.



WSK2A


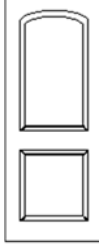
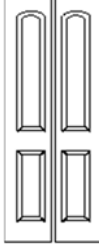






WBK4A

| | DOOR SLABS | | PREHUNG DOORS (Must specify handing) w/Primed Pine Jambs & Prd FJ Colonial or Square Stops. (Casing NOT included.) | | | | |
|--|-------------|----------------------|--|----------------------|---|---------------------|----------------------|
| | Raw | Core Pref. Add-On | 4-9/16" Jamb Raw | 4-13/16" Jamb Raw | 5-1/4" Jamb Raw | 6-9/16" Jamb Raw | Core Pref. Add-On |
| Single Doors | | | | | | | |
| 1/0 x 6/8 | *Quick Ship | | | | | | |
| 1/2 x 6/8 | *Quick Ship | | | | | | |
| 1/4 x 6/8 | *Quick Ship | | | | | | |
| 1/6 x 6/8 | \$249.08 | \$76.30 | \$369.60 | \$373.26 | \$376.91 | \$402.45 | \$100.20 |
| 1/8 x 6/8 | *Quick Ship | | | | | | |
| 1/10 x 6/8 | *Quick Ship | | | | | | |
| 2/0 x 6/8 | \$249.08 | \$76.30 | \$369.60 | \$373.26 | \$376.91 | \$402.45 | \$100.20 |
| 2/2 x 6/8 | *Quick Ship | | | | | | |
| 2/4 x 6/8 | \$249.08 | \$76.30 | \$369.60 | \$373.26 | \$376.91 | \$402.45 | \$100.20 |
| 2/6 x 6/8 | \$249.08 | \$76.30 | \$369.60 | \$373.26 | \$376.91 | \$402.45 | \$100.20 |
| 2/8 x 6/8 | \$257.19 | \$76.30 | \$377.72 | \$381.38 | \$385.02 | \$410.57 | \$100.20 |
| 2/10 x 6/8 | *Quick Ship | | | | | | |
| 3/0 x 6/8 | \$265.31 | \$76.30 | \$385.83 | \$389.49 | \$393.14 | \$418.68 | \$100.20 |
| Double Doors | | | | | | | |
| 3/0 x 6/8 | --- | --- | \$649.76 | \$653.42 | \$657.06 | \$682.61 | \$176.49 |
| 4/0 x 6/8 | --- | --- | \$663.63 | \$663.63 | \$672.39 | \$703.04 | \$177.90 |
| 5/0 x 6/8 | --- | --- | \$663.63 | \$668.01 | \$672.39 | \$703.04 | \$180.71 |
| 5/4 x 6/8 | --- | --- | \$679.86 | \$684.24 | \$688.62 | \$719.27 | \$180.71 |
| 6/0 x 6/8 | --- | --- | \$696.09 | \$700.47 | \$704.85 | \$735.50 | \$180.71 |
| HINGE COLOR OPTIONS (Std is US3/4 Brighter [Satin Brass]) [Hinge options are not available for bifold doors] Color Options: Bright Brass, Dull Chrome, Antique Brass, Antique Nickel, Satin Nickel, Oil Rubbed Bronze | | | | | DOUBLE DOOR OPTIONS | | |
| | | | | | Std BB Hdwe, Pine T-Astragal | | ADD |
| | | | | | 1-3/8" Ball Catches (pair): | | \$45.60 |
| | | | | | Concealed Magnetic Catches (pr): | | \$97.78 |
| | | | | | T-Astragal & 2 flush bolts: | | \$243.96 |
| Single Prehung Doors | | | ADD: | \$2.01 | T-Astragal & 1 flush bolt: | | |
| Double Prehung Doors | | | ADD: | \$4.02 | Strike & Flush Bolt Color Options: SC, AB, SN, AN, ORB | | |

*Quick Ship—Badger Three to Four Week Ship Program. Add one Week for Pre-finishing.

PRIMED HARDBOARD DOORS
1-3/8" Safe 'N Sound® Solid Core Panel
2-Panel Roman Top Smooth

| | | | | | | |
|--|---|---|---|---|--------------|--------------|
| <p align="center"><u>Safe 'N Sound Solid-Core</u></p>  <p><i>These doors are made with the patented PREMCOR door core. A variable Density wood fiber core that is lighter than the conventional particle board core allows for easier handling, installation and less hinge & jamb wear.</i></p> | <p align="center">Standard Hinge: 3-1/2" Ball Bearing, US4 Brighter</p> <p align="center"><u>FACTORY PRIMED</u></p> <p align="center"><u>FINISH OPTIONS:</u></p> <p><u>PAINT:</u> Core Colors, see our selection guide / options on pages IM-U-2 & 3, and for a wider color pallet see our standard color fan-deck.</p> <p align="center"><u>Note: Custom Color Pricing</u> Add 15% to the Core Color Pref. Add On below.</p> | <table border="1"> <tr> <td align="center"></td> <td align="center"></td> </tr> <tr> <td align="center">VSK2B</td> <td align="center">VBK4B</td> </tr> </table> |  |  | VSK2B | VBK4B |
|  |  | | | | | |
| VSK2B | VBK4B | | | | | |

| | DOOR SLABS | | PREHUNG DOORS (Must specify handing) w/Primed Pine Jamb & Prd FJ Colonial or Square Stops. (Casing NOT included.) | | | | |
|---|------------|----------------------|---|----------------------|---|---------------------|----------------------|
| | Raw | Core Pref. Add-On | 4-9/16" Jamb Raw | 4-13/16" Jamb Raw | 5-1/4" Jamb Raw | 6-9/16" Jamb Raw | Core Pref. Add-On |
| Single Doors | | | | | | | |
| 1/0 x 6/8 | | | | *Quick Ship | | | |
| 1/2 x 6/8 | | | | *Quick Ship | | | |
| 1/4 x 6/8 | | | | *Quick Ship | | | |
| 1/6 x 6/8 | \$249.08 | \$76.30 | \$369.60 | \$373.26 | \$376.91 | \$402.45 | \$100.20 |
| 1/8 x 6/8 | | | | *Quick Ship | | | |
| 1/10 x 6/8 | | | | *Quick Ship | | | |
| 2/0 x 6/8 | \$249.08 | \$76.30 | \$369.60 | \$373.26 | \$376.91 | \$402.45 | \$100.20 |
| 2/2 x 6/8 | | | | *Quick Ship | | | |
| 2/4 x 6/8 | \$249.08 | \$76.30 | \$369.60 | \$373.26 | \$376.91 | \$402.45 | \$100.20 |
| 2/6 x 6/8 | \$249.08 | \$76.30 | \$369.60 | \$373.26 | \$376.91 | \$402.45 | \$100.20 |
| 2/8 x 6/8 | \$257.19 | \$76.30 | \$377.72 | \$381.38 | \$385.02 | \$410.57 | \$100.20 |
| 2/10 x 6/8 | | | | *Quick Ship | | | |
| 3/0 x 6/8 | \$265.31 | \$76.30 | \$385.83 | \$389.49 | \$393.14 | \$418.68 | \$100.20 |
| Double Doors | | | | | | | |
| 3/0 x 6/8 | --- | --- | \$649.76 | \$653.42 | \$657.06 | \$682.61 | \$176.49 |
| 4/0 x 6/8 | --- | --- | \$663.63 | \$663.63 | \$672.39 | \$703.04 | \$177.90 |
| 5/0 x 6/8 | --- | --- | \$663.63 | \$668.01 | \$672.39 | \$703.04 | \$180.71 |
| 5/4 x 6/8 | --- | --- | \$679.86 | \$684.24 | \$688.62 | \$719.27 | \$180.71 |
| 6/0 x 6/8 | --- | --- | \$696.09 | \$700.47 | \$704.85 | \$735.50 | \$180.71 |
| HINGE COLOR OPTIONS (Std is US3/4 Brighter [Satin Brass]) [Hinge options are not available for bifold doors] Color Options: Bright Brass, Dull Chrome, Antique Brass, Antique Nickel, Satin Nickel, Oil Rubbed Bronze | | | | | DOUBLE DOOR OPTIONS | | |
| | | | | | Std BB Hdwe, Pine T-Astragal | | ADD |
| | | | | | 1-3/8" Ball Catches (pair): | | \$45.60 |
| | | | | | Concealed Magnetic Catches (pr): | | \$97.78 |
| | | | | | T-Astragal & 2 flush bolts: | | \$243.96 |
| Single Prehung Doors | | | ADD: | \$2.01 | T-Astragal & 1 flush bolt: | | \$177.65 |
| Double Prehung Doors | | | ADD: | \$4.02 | Strike & Flush Bolt Color Options: SC, AB, SN, AN, ORB | | |

*Quick Ship—Badger Three to Four Week Ship Program. Add one Week for Pre-finishing.

PRIMED HARDBOARD DOORS
1-3/8" Safe 'N Sound® Solid Core Panel
Cheyenne 2-Panel Arch Top, Plank Smooth

Safe 'N Sound Solid-Core



These doors are made with the patented PREMCOR door core. A variable Density wood fiber core that is lighter than the conventional particle board core allows for easier handling, installation and less hinge & jamb wear.

Standard Hinge:
3-1/2" Ball Bearing, US4 Brighter

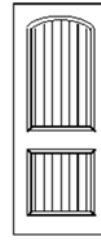
FACTORY PRIMED

FINISH OPTIONS:

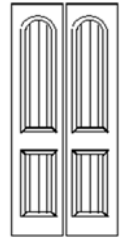
PAINT: Core Colors, see our selection guide / options on pages IM-U-2 & 3, and for a wider color pallet see our standard color fan-deck.

Note: Custom Color Pricing

Add 15% to the Core Color Pref. Add On below.



WYSK2B



WYBK2B

| | DOOR SLABS | | PREHUNG DOORS (Must specify handing) w/Primed Pine Jambs & Prd FJ Colonial or Square Stops. (Casing NOT included.) | | | | |
|---|------------|----------------------|--|---|--------------------|---------------------|----------------------|
| | Raw | Core Pref. Add-On | 4-9/16" Jamb Raw | 4-13/16" Jamb Raw | 5-1/4" Jamb Raw | 6-9/16" Jamb Raw | Core Pref. Add-On |
| Single Doors | | | | | | | |
| 1/0 x 6/8 | | | | | *Quick Ship | | |
| 1/2 x 6/8 | | | | | *Quick Ship | | |
| 1/4 x 6/8 | | | | | *Quick Ship | | |
| 1/6 x 6/8 | \$251.51 | \$76.30 | \$372.03 | \$375.69 | \$379.34 | \$404.88 | \$100.20 |
| 1/8 x 6/8 | | | | | *Quick Ship | | |
| 1/10 x 6/8 | | | | | *Quick Ship | | |
| 2/0 x 6/8 | \$251.51 | \$76.30 | \$372.03 | \$375.69 | \$379.34 | \$404.88 | \$100.20 |
| 2/2 x 6/8 | | | | | *Quick Ship | | |
| 2/4 x 6/8 | \$251.51 | \$76.30 | \$372.03 | \$375.69 | \$379.34 | \$404.88 | \$100.20 |
| 2/6 x 6/8 | \$251.51 | \$76.30 | \$372.03 | \$375.69 | \$379.34 | \$404.88 | \$100.20 |
| 2/8 x 6/8 | \$259.70 | \$76.30 | \$380.22 | \$383.88 | \$387.53 | \$413.07 | \$100.20 |
| 2/10 x 6/8 | | | | | *Quick Ship | | |
| 3/0 x 6/8 | \$267.89 | \$76.30 | \$388.41 | \$392.07 | \$395.72 | \$421.26 | \$100.20 |
| Double Doors | | | | | | | |
| 3/0 x 6/8 | --- | --- | \$654.62 | \$658.28 | \$661.92 | \$687.47 | \$176.49 |
| 4/0 x 6/8 | --- | --- | \$668.49 | \$668.49 | \$677.25 | \$707.90 | \$177.90 |
| 5/0 x 6/8 | --- | --- | \$668.49 | \$672.87 | \$677.25 | \$707.90 | \$180.71 |
| 5/4 x 6/8 | --- | --- | \$684.87 | \$689.25 | \$693.63 | \$724.28 | \$180.71 |
| 6/0 x 6/8 | --- | --- | \$701.25 | \$705.63 | \$710.01 | \$740.66 | \$180.71 |
| Bifold Doors (w/111 Track & Hdwe) (Note: Bifold doors ship as boxed units with frames KD) | | | | | | | |
| 2/0 x 6/8 | | | | | *Quick Ship | | |
| 2/6 x 6/8 | | | | | *Quick Ship | | |
| 2/8 x 6/8 | | | | | *Quick Ship | | |
| 3/0 x 6/8 | | | | | *Quick Ship | | |
| Bifold Double Doors | | | | | | | |
| 4/0 x 6/8 | | | | | *Quick Ship | | |
| 5/0 x 6/8 | | | | | *Quick Ship | | |
| 5/4 x 6/8 | | | | | *Quick Ship | | |
| 6/0 x 6/8 | | | | | *Quick Ship | | |
| HINGE COLOR OPTIONS (Std is US3/4 Brighter [Satin Brass]) [Hinge options are not available for bifold doors] Color Options: Bright Brass, Dull Chrome, Antique Brass, Antique Nickel, Satin Nickel, Oil Rubbed Bronze | | | | DOUBLE DOOR OPTIONS | | | |
| | | | | Std BB Hdwe, Pine T-Astragal | | ADD | |
| | | | | 1-3/8" Ball Catches (pair): | | \$45.60 | |
| | | | | Concealed Magnetic Catches (pr): | | \$97.78 | |
| | | | | T-Astragal & 2 flush bolts: | | \$243.96 | |
| Single Prehung Doors | | ADD: | \$2.01 | T-Astragal & 1 flush bolt: | | \$177.65 | |
| Double Prehung Doors | | ADD: | \$4.02 | Strike & Flush Bolt Color Options: SC, AB, SN, AN, ORB | | | |

*Quick Ship—Badger Three to Four Week Ship Program. Add one Week for Pre-finishing.

PRIMED HARDBOARD DOORS
1-3/8" Safe 'N Sound® Solid Core Panel
Riverside Raised 5-Panel Smooth

Safe 'N Sound Solid-Core



These doors are made with the patented PREMCOR door core. A variable Density wood fiber core that is lighter than the conventional particle board core allows for easier handling, installation and less hinge & jamb wear.

Standard Hinge:
3-1/2" Ball Bearing, US4 Brighter

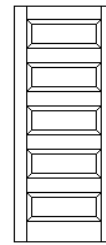
FACTORY PRIMED

FINISH OPTIONS:

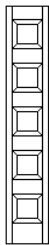
PAINT: Core Colors, see our selection guide / options on pages IM-U-2 & 3, and for a wider color pallet see our standard color fan-deck.

Note: Custom Color Pricing

Add 15% to the Core Color Pref. Add On below.



RVSK5F



RVBK5F

| | DOOR SLABS | | PREHUNG DOORS (Must specify handing) w/Primed Pine Jambs & Prd FJ Colonial or Square Stops. (Casing NOT included.) | | | | |
|---|------------|----------------------|--|---|--------------------|---------------------|----------------------|
| | Raw | Core Pref. Add-On | 4-9/16" Jamb Raw | 4-13/16" Jamb Raw | 5-1/4" Jamb Raw | 6-9/16" Jamb Raw | Core Pref. Add-On |
| Single Doors | | | | | | | |
| 1/0 x 6/8 | | | | *Quick Ship | | | |
| 1/2 x 6/8 | | | | *Quick Ship | | | |
| 1/4 x 6/8 | | | | *Quick Ship | | | |
| 1/6 x 6/8 | \$251.51 | \$76.30 | \$372.03 | \$375.69 | \$379.34 | \$404.88 | \$100.20 |
| 1/8 x 6/8 | | | | *Quick Ship | | | |
| 1/10 x 6/8 | | | | *Quick Ship | | | |
| 2/0 x 6/8 | \$251.51 | \$76.30 | \$372.03 | \$375.69 | \$379.34 | \$404.88 | \$100.20 |
| 2/2 x 6/8 | | | | *Quick Ship | | | |
| 2/4 x 6/8 | \$251.51 | \$76.30 | \$372.03 | \$375.69 | \$379.34 | \$404.88 | \$100.20 |
| 2/6 x 6/8 | \$251.51 | \$76.30 | \$372.03 | \$375.69 | \$379.34 | \$404.88 | \$100.20 |
| 2/8 x 6/8 | \$259.70 | \$76.30 | \$380.22 | \$383.88 | \$387.53 | \$413.07 | \$100.20 |
| 2/10 x 6/8 | | | | *Quick Ship | | | |
| 3/0 x 6/8 | \$267.89 | \$76.30 | \$388.41 | \$392.07 | \$395.72 | \$421.26 | \$100.20 |
| Double Doors | | | | | | | |
| 3/0 x 6/8 | --- | --- | \$654.62 | \$658.28 | \$661.92 | \$687.47 | \$176.49 |
| 4/0 x 6/8 | --- | --- | \$668.49 | \$668.49 | \$677.25 | \$707.90 | \$177.90 |
| 5/0 x 6/8 | --- | --- | \$668.49 | \$672.87 | \$677.25 | \$707.90 | \$180.71 |
| 5/4 x 6/8 | --- | --- | \$684.87 | \$689.25 | \$693.63 | \$724.28 | \$180.71 |
| 6/0 x 6/8 | --- | --- | \$701.25 | \$705.63 | \$710.01 | \$740.66 | \$180.71 |
| Bifold Doors (w/111 Track & Hdwe) (Note: Bifold doors ship as boxed units with frames KD) | | | | | | | |
| 2/0 x 6/8 | | | | *Quick Ship | | | |
| 2/6 x 6/8 | | | | *Quick Ship | | | |
| 2/8 x 6/8 | | | | *Quick Ship | | | |
| 3/0 x 6/8 | | | | *Quick Ship | | | |
| Bifold Double Doors | | | | | | | |
| 4/0 x 6/8 | | | | *Quick Ship | | | |
| 5/0 x 6/8 | | | | *Quick Ship | | | |
| 5/4 x 6/8 | | | | *Quick Ship | | | |
| 6/0 x 6/8 | | | | *Quick Ship | | | |
| HINGE COLOR OPTIONS (Std is US3/4 Brighter [Satin Brass]) [Hinge options are not available for bifold doors] Color Options: Bright Brass, Dull Chrome, Antique Brass, Antique Nickel, Satin Nickel, Oil Rubbed Bronze | | | | DOUBLE DOOR OPTIONS | | | |
| | | | | Std BB Hdwe, Pine T-Astragal | | ADD | |
| | | | | 1-3/8" Ball Catches (pair): | | \$45.60 | |
| | | | | Concealed Magnetic Catches (pr): | | \$97.78 | |
| Single Prehung Doors | | | | T-Astragal & 2 flush bolts: | | \$243.96 | |
| | | | | T-Astragal & 1 flush bolt: | | \$177.65 | |
| Double Prehung Doors | | | | Strike & Flush Bolt Color Options: SC, AB, SN, AN, ORB | | | |

*Quick Ship—Badger Three to Four Week Ship Program. Add one Week for Pre-finishing.

1-3/8" MASONITE SOLID CORE MOLDED PANEL DOORS - 6'8"

3-Panel Winslow

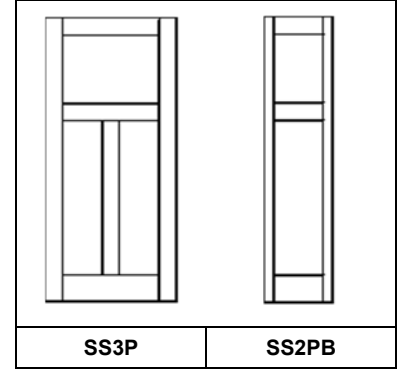
Standard Hinge:
3-1/2" Ball Bearing, US4 Brighter

FACTORY PRIMED

FINISH OPTIONS:

PAINT: Core Colors, see our selection guide /options on pages IM-U-2 & 3, and for a wider color pallet see our standard color fan-deck.

Note: Custom Color Pricing
Add 15% to the Core Color Pref. Add On below.



| | DOOR SLABS | | PREHUNG DOORS (Must specify handing) w/Primed Pine Jambs & Prd FJ Colonial or Square Stops. (Casing NOT included.) | | | | |
|---|-------------|----------------------|--|----------------------|---|---------------------|----------------------|
| | Raw | Core Pref. Add-On | 4-9/16" Jamb Raw | 4-13/16" Jamb Raw | 5-1/4" Jamb Raw | 6-9/16" Jamb Raw | Core Pref. Add-On |
| Single Doors | | | | | | | |
| 1/6 x 6/8 | \$268.37 | \$76.30 | \$388.89 | \$392.55 | \$396.20 | \$421.74 | \$100.20 |
| 1/8 x 6/8 | *Quick Ship | | | | | | |
| 2/0 x 6/8 | \$274.38 | \$76.30 | \$394.91 | \$398.57 | \$402.21 | \$427.76 | \$100.20 |
| 2/2 x 6/8 | *Quick Ship | | | | | | |
| 2/4 x 6/8 | \$288.81 | \$76.30 | \$409.34 | \$413.00 | \$416.64 | \$442.19 | \$100.20 |
| 2/6 x 6/8 | \$288.81 | \$76.30 | \$409.34 | \$413.00 | \$416.64 | \$442.19 | \$100.20 |
| 2/8 x 6/8 | \$294.84 | \$76.30 | \$415.37 | \$419.03 | \$422.67 | \$448.22 | \$100.20 |
| 2/10 x 6/8 | \$303.02 | \$76.30 | \$423.54 | \$427.20 | \$430.85 | \$456.39 | \$100.20 |
| 3/0 x 6/8 | \$303.02 | \$76.30 | \$423.54 | \$427.20 | \$430.85 | \$456.39 | \$100.20 |
| Double Doors | | | | | | | |
| 3/0 x 6/8 | --- | --- | \$688.34 | \$692.00 | \$695.64 | \$721.19 | \$176.49 |
| 4/0 x 6/8 | --- | --- | \$714.24 | \$714.24 | \$723.00 | \$753.65 | \$177.90 |
| 5/0 x 6/8 | --- | --- | \$743.10 | \$747.48 | \$751.86 | \$782.51 | \$180.71 |
| 5/4 x 6/8 | --- | --- | \$755.16 | \$759.54 | \$763.92 | \$794.57 | \$180.71 |
| 6/0 x 6/8 | --- | --- | \$771.51 | \$775.89 | \$780.27 | \$810.92 | \$180.71 |
| HINGE COLOR OPTIONS (Std is US3/4 Brighter [Satin Brass]) [Hinge options are not available for bifold doors] Color Options: Bright Brass, Dull Chrome, Antique Brass, Antique Nickel, Satin Nickel, Oil Rubbed Bronze | | | | | DOUBLE DOOR OPTIONS | | |
| | | | | | Std BB Hdwe, Pine T-Astragal | | ADD |
| | | | | | 1-3/8" Ball Catches (pair): | | \$45.60 |
| | | | | | Concealed Magnetic Catches (pr): | | \$97.78 |
| | | | | | T-Astragal & 2 flush bolts: | | \$243.96 |
| Single Prehung Doors | | | ADD: | \$2.01 | T-Astragal & 1 flush bolt: | | |
| Double Prehung Doors | | | ADD: | \$4.02 | Strike & Flush Bolt Color Options: SC, AB, SN, AN, ORB | | |

*Quick Ship—Badger Three to Four Week Ship Program. Add one Week for Pre-finishing.

1-3/8" MASONITE SOLID CORE MOLDED PANEL DOORS - 6'8"

3-Equal Panel Livingston

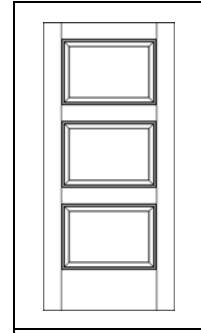

Standard Hinge:
3-1/2" Ball Bearing, US4 Brighter

FACTORY PRIMED

FINISH OPTIONS:

PAINT: Core Colors, see our selection guide /options on pages IM-U-2 & 3, and for a wider color pallet see our standard color fan-deck.

Note: Custom Color Pricing
Add 15% to the Core Color Pref. Add On below.



SS3EQP

| | DOOR SLABS | | PREHUNG DOORS (Must specify handing) w/Primed Pine Jamb & Prd FJ Colonial or Square Stops. (Casing NOT included.) | | | | |
|---|-------------|----------------------|---|----------------------|---|---------------------|----------------------|
| | Raw | Core Pref. Add-On | 4-9/16" Jamb Raw | 4-13/16" Jamb Raw | 5-1/4" Jamb Raw | 6-9/16" Jamb Raw | Core Pref. Add-On |
| Single Doors | | | | | | | |
| 1/6 x 6/8 | \$268.37 | \$76.30 | \$388.89 | \$392.55 | \$396.20 | \$421.74 | \$100.20 |
| 1/8 x 6/8 | *Quick Ship | | | | | | |
| 2/0 x 6/8 | \$274.38 | \$76.30 | \$394.91 | \$398.57 | \$402.21 | \$427.76 | \$100.20 |
| 2/2 x 6/8 | *Quick Ship | | | | | | |
| 2/4 x 6/8 | \$288.81 | \$76.30 | \$409.34 | \$413.00 | \$416.64 | \$442.19 | \$100.20 |
| 2/6 x 6/8 | \$288.81 | \$76.30 | \$409.34 | \$413.00 | \$416.64 | \$442.19 | \$100.20 |
| 2/8 x 6/8 | \$294.84 | \$76.30 | \$415.37 | \$419.03 | \$422.67 | \$448.22 | \$100.20 |
| 2/10 x 6/8 | *Quick Ship | | | | | | |
| 3/0 x 6/8 | \$303.02 | \$76.30 | \$423.54 | \$427.20 | \$430.85 | \$456.39 | \$100.20 |
| Double Doors | | | | | | | |
| 3/0 x 6/8 | --- | --- | \$688.34 | \$692.00 | \$695.64 | \$721.19 | \$176.49 |
| 4/0 x 6/8 | --- | --- | \$714.24 | \$714.24 | \$723.00 | \$753.65 | \$177.90 |
| 5/0 x 6/8 | --- | --- | \$743.10 | \$747.48 | \$751.86 | \$782.51 | \$180.71 |
| 5/4 x 6/8 | --- | --- | \$755.16 | \$759.54 | \$763.92 | \$794.57 | \$180.71 |
| 6/0 x 6/8 | --- | --- | \$771.51 | \$775.89 | \$780.27 | \$810.92 | \$180.71 |
| HINGE COLOR OPTIONS (Std is US3/4 Brighter [Satin Brass]) [Hinge options are not available for bifold doors] Color Options: Bright Brass, Dull Chrome, Antique Brass, Antique Nickel, Satin Nickel, Oil Rubbed Bronze | | | | | DOUBLE DOOR OPTIONS | | |
| | | | | | Std BB Hdwe, Pine T-Astragal | | ADD |
| | | | | | 1-3/8" Ball Catches (pair): | | \$45.60 |
| | | | | | Concealed Magnetic Catches (pr): | | \$97.78 |
| | | | | | T-Astragal & 2 flush bolts: | | \$243.96 |
| Single Prehung Doors | | | ADD: | \$2.01 | T-Astragal & 1 flush bolt: | | \$177.65 |
| Double Prehung Doors | | | ADD: | \$4.02 | Strike & Flush Bolt Color Options: SC, AB, SN, AN, ORB | | |

*Quick Ship—Badger Three to Four Week Ship Program. Add one Week for Pre-finishing.

1-3/8" MASONITE SOLID CORE MOLDED PANEL DOORS - 6'8"

2-Panel Logan

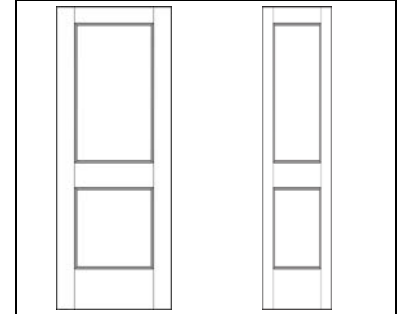
Standard Hinge:
3-1/2" Ball Bearing, US4 Brighter

FACTORY PRIMED

FINISH OPTIONS:

PAINT: Core Colors, see our selection guide /options on pages IM-U-2 & 3, and for a wider color pallet see our standard color fan-deck.

Note: Custom Color Pricing
Add 15% to the Core Color Pref. Add On below.



SSL2P

SS2LPB

| | DOOR SLABS | | PREHUNG DOORS (Must specify handing) w/Primed Pine Jamb & Prd FJ Colonial or Square Stops. (Casing NOT included.) | | | | |
|---|-------------|----------------------|---|----------------------|---|---------------------|----------------------|
| | Raw | Core Pref. Add-On | 4-9/16" Jamb Raw | 4-13/16" Jamb Raw | 5-1/4" Jamb Raw | 6-9/16" Jamb Raw | Core Pref. Add-On |
| Single Doors | | | | | | | |
| 1/6 x 6/8 | \$268.37 | \$76.30 | \$388.89 | \$392.55 | \$396.20 | \$421.74 | \$100.20 |
| 1/8 x 6/8 | *Quick Ship | | | | | | |
| 2/0 x 6/8 | \$274.38 | \$76.30 | \$394.91 | \$398.57 | \$402.21 | \$427.76 | \$100.20 |
| 2/2 x 6/8 | *Quick Ship | | | | | | |
| 2/4 x 6/8 | \$288.81 | \$76.30 | \$409.34 | \$413.00 | \$416.64 | \$442.19 | \$100.20 |
| 2/6 x 6/8 | \$288.81 | \$76.30 | \$409.34 | \$413.00 | \$416.64 | \$442.19 | \$100.20 |
| 2/8 x 6/8 | \$294.84 | \$76.30 | \$415.37 | \$419.03 | \$422.67 | \$448.22 | \$100.20 |
| 2/10 x 6/8 | *Quick Ship | | | | | | |
| 3/0 x 6/8 | \$303.02 | \$76.30 | \$423.54 | \$427.20 | \$430.85 | \$456.39 | \$100.20 |
| Double Doors | | | | | | | |
| 3/0 x 6/8 | --- | --- | \$688.34 | \$692.00 | \$695.64 | \$721.19 | \$176.49 |
| 4/0 x 6/8 | --- | --- | \$714.24 | \$714.24 | \$723.00 | \$753.65 | \$177.90 |
| 5/0 x 6/8 | --- | --- | \$743.10 | \$747.48 | \$751.86 | \$782.51 | \$180.71 |
| 5/4 x 6/8 | --- | --- | \$755.16 | \$759.54 | \$763.92 | \$794.57 | \$180.71 |
| 6/0 x 6/8 | --- | --- | \$771.51 | \$775.89 | \$780.27 | \$810.92 | \$180.71 |
| HINGE COLOR OPTIONS (Std is US3/4 Brighter [Satin Brass]) [Hinge options are not available for bifold doors] Color Options: Bright Brass, Dull Chrome, Antique Brass, Antique Nickel, Satin Nickel, Oil Rubbed Bronze | | | | | DOUBLE DOOR OPTIONS | | |
| | | | | | Std BB Hdwe, Pine T-Astragal | | ADD |
| | | | | | 1-3/8" Ball Catches (pair): | | \$45.60 |
| | | | | | Concealed Magnetic Catches (pr): | | \$97.78 |
| | | | | | T-Astragal & 2 flush bolts: | | \$243.96 |
| Single Prehung Doors | | | ADD: | \$2.01 | T-Astragal & 1 flush bolt: | | \$177.65 |
| Double Prehung Doors | | | ADD: | \$4.02 | Strike & Flush Bolt Color Options: SC, AB, SN, AN, ORB | | |

*Quick Ship—Badger Three to Four Week Ship Program. Add one Week for Pre-finishing.

1-3/8" MASONITE SOLID CORE MOLDED PANEL DOORS - 6'8"

1-Panel Lincoln Park

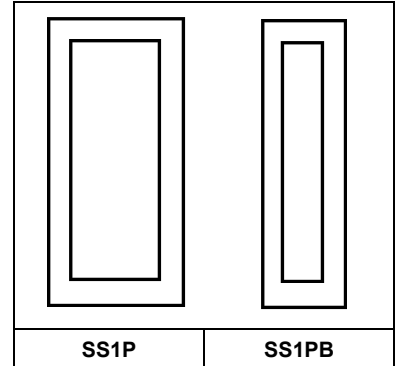
Standard Hinge:
3-1/2" Ball Bearing, US4 Brighter

FACTORY PRIMED

FINISH OPTIONS:

PAINT: Core Colors, see our selection guide /options on pages IM-U-2 & 3, and for a wider color pallet see our standard color fan-deck.

Note: Custom Color Pricing
Add 15% to the Core Color Pref. Add On below.



| | DOOR SLABS | | PREHUNG DOORS (Must specify handing) w/Primed Pine Jambs & Prd FJ Colonial or Square Stops. (Casing NOT included.) | | | | |
|---|-------------|----------------------|--|----------------------|---|---------------------|----------------------|
| | Raw | Core Pref. Add-On | 4-9/16" Jamb Raw | 4-13/16" Jamb Raw | 5-1/4" Jamb Raw | 6-9/16" Jamb Raw | Core Pref. Add-On |
| Single Doors | | | | | | | |
| 1/6 x 6/8 | \$268.37 | \$76.30 | \$388.89 | \$392.55 | \$396.20 | \$421.74 | \$100.20 |
| 1/8 x 6/8 | *Quick Ship | | | | | | |
| 2/0 x 6/8 | \$274.38 | \$76.30 | \$394.91 | \$398.57 | \$402.21 | \$427.76 | \$100.20 |
| 2/2 x 6/8 | *Quick Ship | | | | | | |
| 2/4 x 6/8 | \$288.81 | \$76.30 | \$409.34 | \$413.00 | \$416.64 | \$442.19 | \$100.20 |
| 2/6 x 6/8 | \$288.81 | \$76.30 | \$409.34 | \$413.00 | \$416.64 | \$442.19 | \$100.20 |
| 2/8 x 6/8 | \$294.84 | \$76.30 | \$415.37 | \$419.03 | \$422.67 | \$448.22 | \$100.20 |
| 2/10 x 6/8 | *Quick Ship | | | | | | |
| 3/0 x 6/8 | \$303.02 | \$76.30 | \$423.54 | \$427.20 | \$430.85 | \$456.39 | \$100.20 |
| Double Doors | | | | | | | |
| 3/0 x 6/8 | --- | --- | \$688.34 | \$692.00 | \$695.64 | \$721.19 | \$176.49 |
| 4/0 x 6/8 | --- | --- | \$714.24 | \$714.24 | \$723.00 | \$753.65 | \$177.90 |
| 5/0 x 6/8 | --- | --- | \$743.10 | \$747.48 | \$751.86 | \$782.51 | \$180.71 |
| 5/4 x 6/8 | --- | --- | \$755.16 | \$759.54 | \$763.92 | \$794.57 | \$180.71 |
| 6/0 x 6/8 | --- | --- | \$771.51 | \$775.89 | \$780.27 | \$810.92 | \$180.71 |
| HINGE COLOR OPTIONS (Std is US3/4 Brighter [Satin Brass]) [Hinge options are not available for bifold doors] Color Options: Bright Brass, Dull Chrome, Antique Brass, Antique Nickel, Satin Nickel, Oil Rubbed Bronze | | | | | DOUBLE DOOR OPTIONS | | |
| | | | | | Std BB Hdwe, Pine T-Astragal | | ADD |
| | | | | | 1-3/8" Ball Catches (pair): | | \$45.60 |
| | | | | | Concealed Magnetic Catches (pr): | | \$97.78 |
| | | | | | T-Astragal & 2 flush bolts: | | \$243.96 |
| Single Prehung Doors | | | ADD: | \$2.01 | T-Astragal & 1 flush bolt: | | \$177.65 |
| Double Prehung Doors | | | ADD: | \$4.02 | Strike & Flush Bolt Color Options: SC, AB, SN, AN, ORB | | |

*Quick Ship—Badger Three to Four Week Ship Program. Add one Week for Pre-finishing.

1-3/8" JELD-WEN SOLID CORE MOLDED PANEL DOORS - 6'8"

Conmore—Flat 5-Panel Smooth

Standard Hinge:
3-1/2" Plain Bearing, US3/4 Brighter


FACTORY PRIMED

FINISH OPTIONS:

PAINT: Core Colors, see our selection guide /options on pages IM-U-2 & 3, and for a wider color pallet see our standard color fan-deck.

Note: Custom Color Pricing

Add 15% to the Core Color Pref. Add On below.



With Stepped Sticking



CSC5E

| | DOOR SLABS | | PREHUNG DOORS (Must specify handing) w/Primed Pine Jambs & Prd FJ Colonial or Square Stops. (Casing NOT included.) | | | | |
|---|----------------|----------------------|--|----------------------|---|---------------------|----------------------|
| | Raw | Core Pref. Add-On | 4-9/16" Jamb Raw | 4-13/16" Jamb Raw | 5-1/4" Jamb Raw | 6-9/16" Jamb Raw | Core Pref. Add-On |
| Single Doors | | | | | | | |
| 1/6 x 6/8 | *Quick Ship | | | | | | |
| 1/8 x 6/8 | *Not Available | | | | | | |
| 2/0 x 6/8 | *Quick Ship | | | | | | |
| 2/2 x 6/8 | *Not Available | | | | | | |
| 2/4 x 6/8 | *Quick Ship | | | | | | |
| 2/6 x 6/8 | *Quick Ship | | | | | | |
| 2/8 x 6/8 | *Quick Ship | | | | | | |
| 2/10 x 6/8 | *Not Available | | | | | | |
| 3/0 x 6/8 | *Quick Ship | | | | | | |
| Double Doors | | | | | | | |
| 3/0 x 6/8 | *Quick Ship | | | | | | |
| 4/0 x 6/8 | *Quick Ship | | | | | | |
| 5/0 x 6/8 | *Quick Ship | | | | | | |
| 5/4 x 6/8 | *Quick Ship | | | | | | |
| 6/0 x 6/8 | *Quick Ship | | | | | | |
| HINGE COLOR OPTIONS (Std is US3/4 Brighter [Satin Brass]) [Hinge options are not available for bifold doors] Color Options: Bright Brass, Dull Chrome, Antique Brass, Antique Nickel, Satin Nickel, Oil Rubbed Bronze | | | | | DOUBLE DOOR OPTIONS | | |
| | | | | | Std BB Hdwe, Pine T-Astragal | | ADD |
| | | | | | 1-3/8" Ball Catches (pair): | | \$45.60 |
| | | | | | Concealed Magnetic Catches (pr): | | \$97.78 |
| | | | | | T-Astragal & 2 flush bolts: | | \$243.96 |
| Single Prehung Doors | | | ADD: | \$2.01 | T-Astragal & 1 flush bolt: | | \$177.65 |
| Double Prehung Doors | | | ADD: | \$4.02 | Strike & Flush Bolt Color Options: SC, AB, SN, AN, ORB | | |

*Quick Ship—Badger Three to Four Week Ship Program. Add one Week for Pre-finishing.

1-3/8" MDF STYLE PRIMED SC 1 PANEL SHAKER IMPORT - 6'8"

Standard Hinge: 3-1/2" Ball Bearing, US4 Brighter

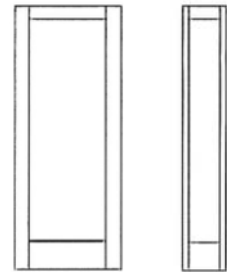
FACTORY PRIMED

FINISH OPTIONS:

PAINT: Core Colors, see our selection guide /options on pages IM-U-2 & 3,
and for a wider color pallet see our standard color fan-deck.

Note: Custom Color Pricing

Add 15% to the Core Color Pref. Add On below.



C11P

C11P*BF**

| | DOOR SLABS | | PREHUNG DOORS (Must specify handing) w/Primed Pine Jambs & Prd FJ Colonial or Square Stops. (Casing NOT included.) | | | | |
|--|-------------|----------------------|--|----------------------|---|---------------------|----------------------|
| | Raw | Core Pref. Add-On | 4-9/16" Jamb Raw | 4-13/16" Jamb Raw | 5-1/4" Jamb Raw | 6-9/16" Jamb Raw | Core Pref. Add-On |
| Single Doors | | | | | | | |
| 1/6 x 6/8 | \$279.41 | \$76.30 | \$399.93 | \$403.59 | \$407.24 | \$432.78 | \$100.20 |
| 1/8 x 6/8 | *Quick Ship | | | | | | |
| 2/0 x 6/8 | \$285.68 | \$76.30 | \$406.20 | \$409.86 | \$413.51 | \$439.05 | \$100.20 |
| 2/2 x 6/8 | *Quick Ship | | | | | | |
| 2/4 x 6/8 | \$300.69 | \$76.30 | \$421.22 | \$424.88 | \$428.52 | \$454.07 | \$100.20 |
| 2/6 x 6/8 | \$300.69 | \$76.30 | \$421.22 | \$424.88 | \$428.52 | \$454.07 | \$100.20 |
| 2/8 x 6/8 | \$306.96 | \$76.30 | \$427.49 | \$431.15 | \$434.79 | \$460.34 | \$100.20 |
| 2/10 x 6/8 | *Quick Ship | | | | | | |
| 3/0 x 6/8 | \$315.51 | \$76.30 | \$436.04 | \$439.70 | \$443.34 | \$468.89 | \$100.20 |
| Double Doors | | | | | | | |
| 3/0 x 6/8 | --- | --- | \$710.42 | \$714.08 | \$717.72 | \$743.27 | \$176.49 |
| 4/0 x 6/8 | --- | --- | \$736.83 | \$736.83 | \$745.59 | \$776.24 | \$177.90 |
| 5/0 x 6/8 | --- | --- | \$766.86 | \$771.24 | \$775.62 | \$806.27 | \$180.71 |
| 5/4 x 6/8 | --- | --- | \$779.40 | \$783.78 | \$788.16 | \$818.81 | \$180.71 |
| 6/0 x 6/8 | --- | --- | \$796.50 | \$800.88 | \$805.26 | \$835.91 | \$180.71 |
| Bifold Doors (w/1700 Track & Hdwe): Note: Bifolds ship as boxed units with frames KD. | | | | | | | |
| 2/0 x 6/8 | \$406.56 | \$81.17 | \$475.89 | \$479.55 | \$483.20 | \$508.74 | \$105.06 |
| 2/6 x 6/8 | \$455.40 | \$81.17 | \$524.73 | \$528.39 | \$532.04 | \$557.58 | \$105.06 |
| 2/8 x 6/8 | *Quick Ship | | | | | | |
| 3/0 x 6/8 | \$506.58 | \$81.17 | \$575.91 | \$579.57 | \$583.22 | \$608.76 | \$105.06 |
| Bifold Double Doors | | | | | | | |
| 4/0 x 6/8 | \$810.18 | \$159.11 | \$893.39 | \$893.39 | \$902.15 | \$932.79 | \$184.41 |
| 5/0 x 6/8 | \$907.91 | \$159.11 | \$991.11 | \$995.49 | \$999.87 | \$1,030.52 | \$187.22 |
| 5/4 x 6/8 | *Quick Ship | | | | | | |
| 6/0 x 6/8 | \$1,010.37 | \$159.11 | \$1,093.58 | \$1,097.96 | \$1,102.34 | \$1,132.98 | \$187.22 |
| HINGE COLOR OPTIONS (Std is US3/4 Brighter [Satin Brass]) [Hinge options are not available for bifold doors] Color Options: Bright Brass, Dull Chrome, Antique Brass, Antique Nickel, Satin Nickel, Oil Rubbed Bronze | | | | | DOUBLE DOOR OPTIONS | | |
| | | | | | Std BB Hdwe, Pine T-Astragal | | ADD |
| | | | | | 1-3/8" Ball Catches (pair): | | \$45.60 |
| | | | | | Concealed Magnetic Catches (pr): | | \$97.78 |
| | | | | | T-Astragal & 2 flush bolts: | | \$304.88 |
| Single Prehung Doors | | | ADD: | \$2.01 | T-Astragal & 1 flush bolt: | | \$238.57 |
| Double Prehung Doors | | | ADD: | \$4.02 | Strike & Flush Bolt Color Options: SC, AB, SN, AN, ORB | | |

*Quick Ship—Badger Three to Four Week Ship Program. Add one Week for Pre-finishing.

1-3/8" MDF STYLE PRIMED SC 2 PANEL SHAKER IMPORT - 6'8"

Standard Hinge: 3-1/2" Ball Bearing, US4 Brighter

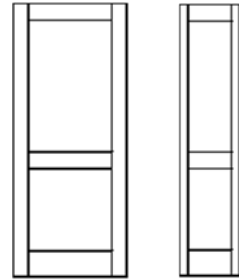
FACTORY PRIMED

FINISH OPTIONS:

PAINT: Core Colors, see our selection guide /options on pages IM-U-2 & 3,
and for a wider color pallet see our standard color fan-deck.

Note: Custom Color Pricing

Add 15% to the Core Color Pref. Add On below.



C22P

C22P*BF**

| | DOOR SLABS | | PREHUNG DOORS (Must specify handing) w/Primed Pine Jambs & Prd FJ Colonial or Square Stops. (Casing NOT included.) | | | | |
|---|-------------|----------------------|--|----------------------|---|---------------------|----------------------|
| | Raw | Core Pref. Add-On | 4-9/16" Jamb Raw | 4-13/16" Jamb Raw | 5-1/4" Jamb Raw | 6-9/16" Jamb Raw | Core Pref. Add-On |
| Single Doors | | | | | | | |
| 1/6 x 6/8 | \$279.41 | \$76.30 | \$399.93 | \$403.59 | \$407.24 | \$432.78 | \$100.20 |
| 1/8 x 6/8 | *Quick Ship | | | | | | |
| 2/0 x 6/8 | \$285.68 | \$76.30 | \$406.20 | \$409.86 | \$413.51 | \$439.05 | \$100.20 |
| 2/2 x 6/8 | *Quick Ship | | | | | | |
| 2/4 x 6/8 | \$300.69 | \$76.30 | \$421.22 | \$424.88 | \$428.52 | \$454.07 | \$100.20 |
| 2/6 x 6/8 | \$300.69 | \$76.30 | \$421.22 | \$424.88 | \$428.52 | \$454.07 | \$100.20 |
| 2/8 x 6/8 | \$306.96 | \$76.30 | \$427.49 | \$431.15 | \$434.79 | \$460.34 | \$100.20 |
| 2/10 x 6/8 | *Quick Ship | | | | | | |
| 3/0 x 6/8 | \$315.51 | \$76.30 | \$436.04 | \$439.70 | \$443.34 | \$468.89 | \$100.20 |
| Double Doors | | | | | | | |
| 3/0 x 6/8 | --- | --- | \$710.42 | \$714.08 | \$717.72 | \$743.27 | \$176.49 |
| 4/0 x 6/8 | --- | --- | \$736.83 | \$736.83 | \$745.59 | \$776.24 | \$177.90 |
| 5/0 x 6/8 | --- | --- | \$766.86 | \$771.24 | \$775.62 | \$806.27 | \$180.71 |
| 5/4 x 6/8 | --- | --- | \$779.40 | \$783.78 | \$788.16 | \$818.81 | \$180.71 |
| 6/0 x 6/8 | --- | --- | \$796.50 | \$800.88 | \$805.26 | \$835.91 | \$180.71 |
| Bifold Doors (w/1700 Track & Hdwe): Note: Bifolds ship as boxed units with frames KD. | | | | | | | |
| 2/0 x 6/8 | \$406.56 | \$81.17 | \$475.89 | \$479.55 | \$483.20 | \$508.74 | \$105.06 |
| 2/6 x 6/8 | \$455.40 | \$81.17 | \$524.73 | \$528.39 | \$532.04 | \$557.58 | \$105.06 |
| 2/8 x 6/8 | *Quick Ship | | | | | | |
| 3/0 x 6/8 | *Quick Ship | | | | | | |
| Bifold Double Doors | | | | | | | |
| 4/0 x 6/8 | \$810.18 | \$159.11 | \$893.39 | \$893.39 | \$902.15 | \$932.79 | \$184.41 |
| 5/0 x 6/8 | \$907.91 | \$159.11 | \$991.11 | \$995.49 | \$999.87 | \$1,030.52 | \$187.22 |
| 5/4 x 6/8 | *Quick Ship | | | | | | |
| 6/0 x 6/8 | *Quick Ship | | | | | | |
| HINGE COLOR OPTIONS (Std is US3/4 Brighter [Satin Brass]) [Hinge options are not available for bifold doors] Color Options: Bright Brass, Dull Chrome, Antique Brass, Antique Nickel, Satin Nickel, Oil Rubbed Bronze | | | | | DOUBLE DOOR OPTIONS | | |
| | | | | | Std BB Hdwe, Pine T-Astragal | | ADD |
| | | | | | 1-3/8" Ball Catches (pair): | | \$45.60 |
| | | | | | Concealed Magnetic Catches (pr): | | \$97.78 |
| | | | | | T-Astragal & 2 flush bolts: | | \$304.88 |
| Single Prehung Doors | | | ADD: | \$2.01 | T-Astragal & 1 flush bolt: | | |
| Double Prehung Doors | | | ADD: | \$4.02 | Strike & Flush Bolt Color Options: SC. AB. SN. AN. ORB | | |

*Quick Ship—Badger Three to Four Week Ship Program. Add one Week for Pre-finishing.

1-3/8" MDF STYLE PRIMED SC 3 PANEL SHAKER IMPORT - 6'8"

Standard Hinge: 3-1/2" Ball Bearing, US4 Brighter

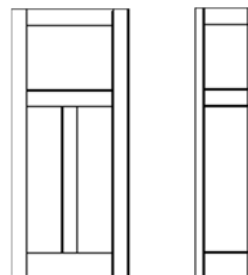
FACTORY PRIMED

FINISH OPTIONS:

PAINT: Core Colors, see our selection guide /options on pages IM-U-2 & 3,
and for a wider color pallet see our standard color fan-deck.

Note: Custom Color Pricing

Add 15% to the Core Color Pref. Add On below.



C35P

C35P***BF

| | DOOR SLABS | | PREHUNG DOORS (Must specify handing) w/Primed Pine Jambs & Prd FJ Colonial or Square Stops. (Casing NOT included.) | | | | |
|--|-------------|----------------------|--|----------------------|---|---------------------|----------------------|
| | Raw | Core Pref. Add-On | 4-9/16" Jamb Raw | 4-13/16" Jamb Raw | 5-1/4" Jamb Raw | 6-9/16" Jamb Raw | Core Pref. Add-On |
| Single Doors | | | | | | | |
| 1/6 x 6/8 | \$279.41 | \$76.30 | \$399.93 | \$403.59 | \$407.24 | \$432.78 | \$100.20 |
| 1/8 x 6/8 | *Quick Ship | | | | | | |
| 2/0 x 6/8 | \$285.68 | \$76.30 | \$406.20 | \$409.86 | \$413.51 | \$439.05 | \$100.20 |
| 2/2 x 6/8 | *Quick Ship | | | | | | |
| 2/4 x 6/8 | \$300.69 | \$76.30 | \$421.22 | \$424.88 | \$428.52 | \$454.07 | \$100.20 |
| 2/6 x 6/8 | \$300.69 | \$76.30 | \$421.22 | \$424.88 | \$428.52 | \$454.07 | \$100.20 |
| 2/8 x 6/8 | \$306.96 | \$76.30 | \$427.49 | \$431.15 | \$434.79 | \$460.34 | \$100.20 |
| 2/10 x 6/8 | *Quick Ship | | | | | | |
| 3/0 x 6/8 | \$315.51 | \$76.30 | \$436.04 | \$439.70 | \$443.34 | \$468.89 | \$100.20 |
| Double Doors | | | | | | | |
| 3/0 x 6/8 | --- | --- | \$710.42 | \$714.08 | \$717.72 | \$743.27 | \$176.49 |
| 4/0 x 6/8 | --- | --- | \$736.83 | \$736.83 | \$745.59 | \$776.24 | \$177.90 |
| 5/0 x 6/8 | --- | --- | \$766.86 | \$771.24 | \$775.62 | \$806.27 | \$180.71 |
| 5/4 x 6/8 | --- | --- | \$779.40 | \$783.78 | \$788.16 | \$818.81 | \$180.71 |
| 6/0 x 6/8 | --- | --- | \$796.50 | \$800.88 | \$805.26 | \$835.91 | \$180.71 |
| Bifold Doors (w/1700 Track & Hdwe): Note: Bifolds ship as boxed units with frames KD. | | | | | | | |
| 2/0 x 6/8 | \$406.56 | \$81.17 | \$475.89 | \$479.55 | \$483.20 | \$508.74 | \$105.06 |
| 2/6 x 6/8 | \$455.40 | \$81.17 | \$524.73 | \$528.39 | \$532.04 | \$557.58 | \$105.06 |
| 2/8 x 6/8 | *Quick Ship | | | | | | |
| 3/0 x 6/8 | *Quick Ship | | | | | | |
| Bifold Double Doors | | | | | | | |
| 4/0 x 6/8 | \$810.18 | \$159.11 | \$893.39 | \$893.39 | \$902.15 | \$932.79 | \$184.41 |
| 5/0 x 6/8 | \$907.91 | \$159.11 | \$991.11 | \$995.49 | \$999.87 | \$1,030.52 | \$187.22 |
| 5/4 x 6/8 | *Quick Ship | | | | | | |
| 6/0 x 6/8 | *Quick Ship | | | | | | |
| HINGE COLOR OPTIONS (Std is US3/4 Brighter [Satin Brass]) [Hinge options are not available for bifold doors] Color Options: Bright Brass, Dull Chrome, Antique Brass, Antique Nickel, Satin Nickel, Oil Rubbed Bronze | | | | | DOUBLE DOOR OPTIONS | | |
| | | | | | Std BB Hdwe, Pine T-Astragal | | ADD |
| | | | | | 1-3/8" Ball Catches (pair): | | \$45.60 |
| | | | | | Concealed Magnetic Catches (pr): | | \$97.78 |
| | | | | | T-Astragal & 2 flush bolts: | | \$304.88 |
| Single Prehung Doors | | | ADD: | \$2.01 | T-Astragal & 1 flush bolt: | | \$238.57 |
| Double Prehung Doors | | | ADD: | \$4.02 | Strike & Flush Bolt Color Options: SC, AB, SN, AN, ORB | | |

*Quick Ship—Badger Three to Four Week Ship Program. Add one Week for Pre-finishing.

1-3/8" MDF STYLE PRIMED SC 3 PANEL SHAKER EQUAL IMPORT - 6'8"

Standard Hinge: 3-1/2" Ball Bearing, US4 Brighter

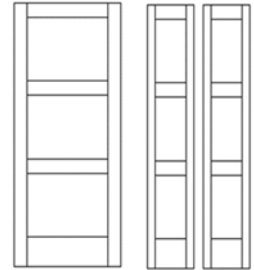
FACTORY PRIMED

FINISH OPTIONS:

PAINT: Core Colors, see our selection guide /options on pages IM-U-2 & 3,
and for a wider color pallet see our standard color fan-deck.

Note: Custom Color Pricing

Add 15% to the Core Color Pref. Add On below.



C30P

C30P*BF**

| | DOOR SLABS | | PREHUNG DOORS (Must specify handing) w/Primed Pine Jambs & Prd FJ Colonial or Square Stops. (Casing NOT included.) | | | | |
|--|-------------|----------------------|--|----------------------|---|---------------------|----------------------|
| | Raw | Core Pref. Add-On | 4-9/16" Jamb Raw | 4-13/16" Jamb Raw | 5-1/4" Jamb Raw | 6-9/16" Jamb Raw | Core Pref. Add-On |
| Single Doors | | | | | | | |
| 1/6 x 6/8 | \$279.41 | \$76.30 | \$399.93 | \$403.59 | \$407.24 | \$432.78 | \$100.20 |
| 1/8 x 6/8 | *Quick Ship | | | | | | |
| 2/0 x 6/8 | \$285.68 | \$76.30 | \$406.20 | \$409.86 | \$413.51 | \$439.05 | \$100.20 |
| 2/2 x 6/8 | *Quick Ship | | | | | | |
| 2/4 x 6/8 | \$300.69 | \$76.30 | \$421.22 | \$424.88 | \$428.52 | \$454.07 | \$100.20 |
| 2/6 x 6/8 | \$300.69 | \$76.30 | \$421.22 | \$424.88 | \$428.52 | \$454.07 | \$100.20 |
| 2/8 x 6/8 | \$306.96 | \$76.30 | \$427.49 | \$431.15 | \$434.79 | \$460.34 | \$100.20 |
| 2/10 x 6/8 | *Quick Ship | | | | | | |
| 3/0 x 6/8 | \$315.51 | \$76.30 | \$436.04 | \$439.70 | \$443.34 | \$468.89 | \$100.20 |
| Double Doors | | | | | | | |
| 3/0 x 6/8 | --- | --- | \$710.42 | \$714.08 | \$717.72 | \$743.27 | \$176.49 |
| 4/0 x 6/8 | --- | --- | \$736.83 | \$736.83 | \$745.59 | \$776.24 | \$177.90 |
| 5/0 x 6/8 | --- | --- | \$766.86 | \$771.24 | \$775.62 | \$806.27 | \$180.71 |
| 5/4 x 6/8 | --- | --- | \$779.40 | \$783.78 | \$788.16 | \$818.81 | \$180.71 |
| 6/0 x 6/8 | --- | --- | \$796.50 | \$800.88 | \$805.26 | \$835.91 | \$180.71 |
| Bifold Doors (w/1700 Track & Hdwe): Note: Bifolds ship as boxed units with frames KD. | | | | | | | |
| 2/0 x 6/8 | *Quick Ship | | | | | | |
| 2/6 x 6/8 | \$455.40 | \$81.17 | \$524.73 | \$528.39 | \$532.04 | \$557.58 | \$105.06 |
| 2/8 x 6/8 | *Quick Ship | | | | | | |
| 3/0 x 6/8 | \$506.58 | \$81.17 | \$575.91 | \$579.57 | \$583.22 | \$608.76 | \$105.06 |
| Bifold Double Doors | | | | | | | |
| 4/0 x 6/8 | *Quick Ship | | | | | | |
| 5/0 x 6/8 | \$907.91 | \$159.11 | \$991.11 | \$995.49 | \$999.87 | \$1,030.52 | \$187.22 |
| 5/4 x 6/8 | *Quick Ship | | | | | | |
| 6/0 x 6/8 | \$1,010.37 | \$159.11 | \$1,093.58 | \$1,097.96 | \$1,102.34 | \$1,132.98 | \$187.22 |
| HINGE COLOR OPTIONS (Std is US3/4 Brighter [Satin Brass]) [Hinge options are not available for bifold doors] Color Options: Bright Brass, Dull Chrome, Antique Brass, Antique Nickel, Satin Nickel, Oil Rubbed Bronze | | | | | DOUBLE DOOR OPTIONS | | |
| | | | | | Std BB Hdwe, Pine T-Astragal | | ADD |
| | | | | | 1-3/8" Ball Catches (pair): | | \$45.60 |
| | | | | | Concealed Magnetic Catches (pr): | | \$97.78 |
| | | | | | T-Astragal & 2 flush bolts: | | \$304.88 |
| Single Prehung Doors | | | ADD: | \$2.01 | T-Astragal & 1 flush bolt: | | |
| Double Prehung Doors | | | ADD: | \$4.02 | Strike & Flush Bolt Color Options: SC, AB, SN, AN, ORB | | |

*Quick Ship—Badger Three to Four Week Ship Program. Add one Week for Pre-finishing.

1-3/8" MDF STYLE PRIMED SC 5 PANEL SHAKER EQUAL IMPORT - 6'8"

Standard Hinge: 3-1/2" Ball Bearing, US4 Brighter

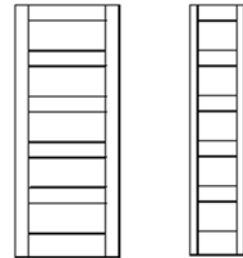
FACTORY PRIMED

FINISH OPTIONS:

PAINT: Core Colors, see our selection guide /options on pages IM-U-2 & 3,
and for a wider color pallet see our standard color fan-deck.

Note: Custom Color Pricing

Add 15% to the Core Color Pref. Add On below.



C55P

C55P*BF**

| | DOOR SLABS | | PREHUNG DOORS (Must specify handing) w/Primed Pine Jambs & Prd FJ Colonial or Square Stops. (Casing NOT included.) | | | | |
|---|-------------|----------------------|--|----------------------|---|---------------------|----------------------|
| | Raw | Core Pref. Add-On | 4-9/16" Jamb Raw | 4-13/16" Jamb Raw | 5-1/4" Jamb Raw | 6-9/16" Jamb Raw | Core Pref. Add-On |
| Single Doors | | | | | | | |
| 1/6 x 6/8 | \$279.41 | \$76.30 | \$399.93 | \$403.59 | \$407.24 | \$432.78 | \$100.20 |
| 1/8 x 6/8 | *Quick Ship | | | | | | |
| 2/0 x 6/8 | \$285.68 | \$76.30 | \$406.20 | \$409.86 | \$413.51 | \$439.05 | \$100.20 |
| 2/2 x 6/8 | *Quick Ship | | | | | | |
| 2/4 x 6/8 | \$300.69 | \$76.30 | \$421.22 | \$424.88 | \$428.52 | \$454.07 | \$100.20 |
| 2/6 x 6/8 | \$300.69 | \$76.30 | \$421.22 | \$424.88 | \$428.52 | \$454.07 | \$100.20 |
| 2/8 x 6/8 | \$306.96 | \$76.30 | \$427.49 | \$431.15 | \$434.79 | \$460.34 | \$100.20 |
| 2/10 x 6/8 | *Quick Ship | | | | | | |
| 3/0 x 6/8 | \$315.51 | \$76.30 | \$436.04 | \$439.70 | \$443.34 | \$468.89 | \$100.20 |
| Double Doors | | | | | | | |
| 3/0 x 6/8 | --- | --- | \$710.42 | \$714.08 | \$717.72 | \$743.27 | \$176.49 |
| 4/0 x 6/8 | --- | --- | \$736.83 | \$736.83 | \$745.59 | \$776.24 | \$177.90 |
| 5/0 x 6/8 | --- | --- | \$766.86 | \$771.24 | \$775.62 | \$806.27 | \$180.71 |
| 5/4 x 6/8 | --- | --- | \$779.40 | \$783.78 | \$788.16 | \$818.81 | \$180.71 |
| 6/0 x 6/8 | --- | --- | \$796.50 | \$800.88 | \$805.26 | \$835.91 | \$180.71 |
| Bifold Doors (w/1700 Track & Hdwe): Note: Bifolds ship as boxed units with frames KD. | | | | | | | |
| 2/0 x 6/8 | \$406.56 | \$81.17 | \$475.89 | \$479.55 | \$483.20 | \$508.74 | \$105.06 |
| 2/6 x 6/8 | \$455.40 | \$81.17 | \$524.73 | \$528.39 | \$532.04 | \$557.58 | \$105.06 |
| 2/8 x 6/8 | *Quick Ship | | | | | | |
| 3/0 x 6/8 | \$506.58 | \$81.17 | \$575.91 | \$579.57 | \$583.22 | \$608.76 | \$105.06 |
| Bifold Double Doors | | | | | | | |
| 4/0 x 6/8 | \$810.18 | \$159.11 | \$893.39 | \$893.39 | \$902.15 | \$932.79 | \$184.41 |
| 5/0 x 6/8 | \$907.91 | \$159.11 | \$991.11 | \$995.49 | \$999.87 | \$1,030.52 | \$187.22 |
| 5/4 x 6/8 | *Quick Ship | | | | | | |
| 6/0 x 6/8 | \$1,010.37 | \$159.11 | \$1,093.58 | \$1,097.96 | \$1,102.34 | \$1,132.98 | \$187.22 |
| HINGE COLOR OPTIONS (Std is US3/4 Brighter [Satin Brass]) [Hinge options are not available for bifold doors] Color Options: Bright Brass, Dull Chrome, Antique Brass, Antique Nickel, Satin Nickel, Oil Rubbed Bronze | | | | | DOUBLE DOOR OPTIONS | | |
| | | | | | Std BB Hdwe, Pine T-Astragal | | ADD |
| | | | | | 1-3/8" Ball Catches (pair): | | \$45.60 |
| | | | | | Concealed Magnetic Catches (pr): | | \$97.78 |
| | | | | | T-Astragal & 2 flush bolts: | | \$304.88 |
| Single Prehung Doors | | | ADD: | \$2.01 | T-Astragal & 1 flush bolt: | | \$238.57 |
| Double Prehung Doors | | | ADD: | \$4.02 | Strike & Flush Bolt Color Options: SC, AB, SN, AN, ORB | | |

*Quick Ship—Badger Three to Four Week Ship Program. Add one Week for Pre-finishing.

1-3/8" MDF STYLE PRIMED SC 1 PANEL SHAKER - 6'8"

Standard Hinge: 3-1/2" Ball Bearing, US4 Brighter

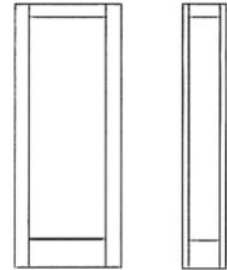
FACTORY PRIMED

FINISH OPTIONS:

PAINT: Core Colors, see our selection guide /options on pages IM-U-2 & 3,
and for a wider color pallet see our standard color fan-deck.

Note: Custom Color Pricing

Add 15% to the Core Color Pref. Add On below.



MDF1P

MDF1PB

| | DOOR SLABS | | PREHUNG DOORS (Must specify handing) w/Primed Pine Jambs & Prd FJ Colonial or Square Stops. (Casing NOT included.) | | | | |
|--|-------------|----------------------|--|----------------------|---|---------------------|----------------------|
| | Raw | Core Pref. Add-On | 4-9/16" Jamb Raw | 4-13/16" Jamb Raw | 5-1/4" Jamb Raw | 6-9/16" Jamb Raw | Core Pref. Add-On |
| Single Doors | | | | | | | |
| 1/6 x 6/8 | \$326.45 | \$76.30 | \$446.97 | \$450.63 | \$454.28 | \$479.82 | \$100.20 |
| 1/8 x 6/8 | *Quick Ship | | | | | | |
| 2/0 x 6/8 | \$340.31 | \$76.30 | \$460.83 | \$464.49 | \$468.14 | \$493.68 | \$100.20 |
| 2/2 x 6/8 | *Quick Ship | | | | | | |
| 2/4 x 6/8 | \$344.93 | \$76.30 | \$465.45 | \$469.11 | \$472.76 | \$498.30 | \$100.20 |
| 2/6 x 6/8 | \$349.55 | \$76.30 | \$470.07 | \$473.73 | \$477.38 | \$502.92 | \$100.20 |
| 2/8 x 6/8 | \$358.76 | \$76.30 | \$479.28 | \$482.94 | \$486.59 | \$512.13 | \$100.20 |
| 2/10 x 6/8 | *Quick Ship | | | | | | |
| 3/0 x 6/8 | \$368.03 | \$76.30 | \$488.55 | \$492.21 | \$495.86 | \$521.40 | \$100.20 |
| Double Doors | | | | | | | |
| 3/0 x 6/8 | --- | --- | \$804.50 | \$808.16 | \$811.80 | \$837.35 | \$176.49 |
| 4/0 x 6/8 | --- | --- | \$846.09 | \$846.09 | \$854.85 | \$885.50 | \$177.90 |
| 5/0 x 6/8 | --- | --- | \$864.57 | \$868.95 | \$873.33 | \$903.98 | \$180.71 |
| 5/4 x 6/8 | --- | --- | \$882.99 | \$887.37 | \$891.75 | \$922.40 | \$180.71 |
| 6/0 x 6/8 | --- | --- | \$901.53 | \$905.91 | \$910.29 | \$940.94 | \$180.71 |
| Bifold Doors (w/1700 Track & Hdwe): Note: Bifolds ship as boxed units with frames KD. | | | | | | | |
| 2/0 x 6/8 | \$494.40 | \$81.17 | \$563.73 | \$567.39 | \$571.04 | \$596.58 | \$105.06 |
| 2/6 x 6/8 | \$510.18 | \$81.17 | \$579.51 | \$583.17 | \$586.82 | \$612.36 | \$105.06 |
| 2/8 x 6/8 | *Quick Ship | | | | | | |
| 3/0 x 6/8 | \$527.19 | \$81.17 | \$596.52 | \$600.18 | \$603.83 | \$629.37 | \$105.06 |
| Bifold Double Doors | | | | | | | |
| 4/0 x 6/8 | \$985.86 | \$159.11 | \$1,069.07 | \$1,069.07 | \$1,077.83 | \$1,108.47 | \$184.41 |
| 5/0 x 6/8 | \$1,017.47 | \$159.11 | \$1,100.67 | \$1,105.05 | \$1,109.43 | \$1,140.08 | \$187.22 |
| 5/4 x 6/8 | *Quick Ship | | | | | | |
| 6/0 x 6/8 | \$1,051.59 | \$159.11 | \$1,134.80 | \$1,139.18 | \$1,143.56 | \$1,174.20 | \$187.22 |
| HINGE COLOR OPTIONS (Std is US3/4 Brighter [Satin Brass]) [Hinge options are not available for bifold doors] Color Options: Bright Brass, Dull Chrome, Antique Brass, Antique Nickel, Satin Nickel, Oil Rubbed Bronze | | | | | DOUBLE DOOR OPTIONS | | |
| | | | | | Std BB Hdwe, Pine T-Astragal | | ADD |
| | | | | | 1-3/8" Ball Catches (pair): | | \$45.60 |
| | | | | | Concealed Magnetic Catches (pr): | | \$97.78 |
| | | | | | T-Astragal & 2 flush bolts: | | \$304.88 |
| Single Prehung Doors | | | ADD: | \$2.01 | T-Astragal & 1 flush bolt: | | \$238.57 |
| Double Prehung Doors | | | ADD: | \$4.02 | Strike & Flush Bolt Color Options: SC, AB, SN, AN, ORB | | |

*Quick Ship—Badger Three to Four Week Ship Program. Add one Week for Pre-finishing.

1-3/8" MDF STYLE PRIMED SC 2 PANEL SHAKER - 6'8"

Standard Hinge: 3-1/2" Ball Bearing, US4 Brighter

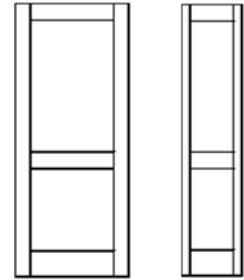
FACTORY PRIMED

FINISH OPTIONS:

PAINT: Core Colors, see our selection guide /options on pages IM-U-2 & 3,
and for a wider color pallet see our standard color fan-deck.

Note: Custom Color Pricing

Add 15% to the Core Color Pref. Add On below.



MDF2P

MDF2PB

| | DOOR SLABS | | PREHUNG DOORS (Must specify handing) w/Primed Pine Jambs & Prd FJ Colonial or Square Stops. (Casing NOT included.) | | | | |
|---|-------------|----------------------|--|----------------------|---|---------------------|----------------------|
| | Raw | Core Pref. Add-On | 4-9/16" Jamb Raw | 4-13/16" Jamb Raw | 5-1/4" Jamb Raw | 6-9/16" Jamb Raw | Core Pref. Add-On |
| Single Doors | | | | | | | |
| 1/6 x 6/8 | \$329.04 | \$76.30 | \$449.57 | \$453.23 | \$456.87 | \$482.42 | \$100.20 |
| 1/8 x 6/8 | *Quick Ship | | | | | | |
| 2/0 x 6/8 | \$342.99 | \$76.30 | \$463.52 | \$467.18 | \$470.82 | \$496.37 | \$100.20 |
| 2/2 x 6/8 | *Quick Ship | | | | | | |
| 2/4 x 6/8 | \$347.67 | \$76.30 | \$468.20 | \$471.86 | \$475.50 | \$501.05 | \$100.20 |
| 2/6 x 6/8 | \$352.32 | \$76.30 | \$472.85 | \$476.51 | \$480.15 | \$505.70 | \$100.20 |
| 2/8 x 6/8 | \$361.62 | \$76.30 | \$482.15 | \$485.81 | \$489.45 | \$515.00 | \$100.20 |
| 2/10 x 6/8 | *Quick Ship | | | | | | |
| 3/0 x 6/8 | \$374.30 | \$76.30 | \$494.82 | \$498.48 | \$502.13 | \$527.67 | \$100.20 |
| Double Doors | | | | | | | |
| 3/0 x 6/8 | --- | --- | \$809.69 | \$813.35 | \$816.99 | \$842.54 | \$176.49 |
| 4/0 x 6/8 | --- | --- | \$851.46 | \$851.46 | \$860.22 | \$890.87 | \$177.90 |
| 5/0 x 6/8 | --- | --- | \$870.12 | \$874.50 | \$878.88 | \$909.53 | \$180.71 |
| 5/4 x 6/8 | --- | --- | \$888.72 | \$893.10 | \$897.48 | \$928.13 | \$180.71 |
| 6/0 x 6/8 | --- | --- | \$914.07 | \$918.45 | \$922.83 | \$953.48 | \$180.71 |
| Bifold Doors (w/1700 Track & Hdwe): <i>Note: Bifolds ship as boxed units with frames KD.</i> | | | | | | | |
| 2/0 x 6/8 | \$494.40 | \$81.17 | \$563.73 | \$567.39 | \$571.04 | \$596.58 | \$105.06 |
| 2/6 x 6/8 | \$510.18 | \$81.17 | \$579.51 | \$583.17 | \$586.82 | \$612.36 | \$105.06 |
| 2/8 x 6/8 | *Quick Ship | | | | | | |
| 3/0 x 6/8 | \$527.19 | \$81.17 | \$596.52 | \$600.18 | \$603.83 | \$629.37 | \$105.06 |
| Bifold Double Doors | | | | | | | |
| 4/0 x 6/8 | \$985.86 | \$159.11 | \$1,069.07 | \$1,069.07 | \$1,077.83 | \$1,108.47 | \$184.41 |
| 5/0 x 6/8 | \$1,017.47 | \$159.11 | \$1,100.67 | \$1,105.05 | \$1,109.43 | \$1,140.08 | \$187.22 |
| 5/4 x 6/8 | *Quick Ship | | | | | | |
| 6/0 x 6/8 | \$1,051.59 | \$159.11 | \$1,134.80 | \$1,139.18 | \$1,143.56 | \$1,174.20 | \$187.22 |
| HINGE COLOR OPTIONS (Std is US3/4 Brighter [Satin Brass]) [Hinge options are not available for bifold doors] Color Options: Bright Brass, Dull Chrome, Antique Brass, Antique Nickel, Satin Nickel, Oil Rubbed Bronze | | | | | DOUBLE DOOR OPTIONS | | |
| | | | | | Std BB Hdwe, Pine T-Astragal | | ADD |
| | | | | | 1-3/8" Ball Catches (pair): | | \$45.60 |
| | | | | | Concealed Magnetic Catches (pr): | | \$97.78 |
| | | | | | T-Astragal & 2 flush bolts: | | \$304.88 |
| Single Prehung Doors | | | ADD: | \$2.01 | T-Astragal & 1 flush bolt: | | \$238.57 |
| Double Prehung Doors | | | ADD: | \$4.02 | Strike & Flush Bolt Color Options: SC, AB, SN, AN, ORB | | |

*Quick Ship—Badger Three to Four Week Ship Program. Add one Week for Pre-finishing.

1-3/8" MDF STYLE PRIMED SC 3 PANEL SHAKER - 6'8"

Standard Hinge: 3-1/2" Ball Bearing, US4 Brighter

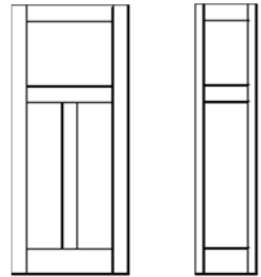
FACTORY PRIMED

FINISH OPTIONS:

PAINT: Core Colors, see our selection guide /options on pages IM-U-2 & 3, and for a wider color pallet see our standard color fan-deck.

Note: Custom Color Pricing

Add 15% to the Core Color Pref. Add On below.



MDF3P

MDF3PB

| | DOOR SLABS | | PREHUNG DOORS (Must specify handing) w/Primed Pine Jambs & Prd FJ Colonial or Square Stops. (Casing NOT included.) | | | | |
|---|-------------|----------------------|--|----------------------------------|---|---------------------|----------------------|
| | Raw | Core Pref. Add-On | 4-9/16" Jamb Raw | 4-13/16" Jamb Raw | 5-1/4" Jamb Raw | 6-9/16" Jamb Raw | Core Pref. Add-On |
| Single Doors | | | | | | | |
| 1/6 x 6/8 | \$332.75 | \$76.30 | \$453.27 | \$456.93 | \$460.58 | \$486.12 | \$100.20 |
| 1/8 x 6/8 | *Quick Ship | | | | | | |
| 2/0 x 6/8 | \$345.96 | \$76.30 | \$466.49 | \$470.15 | \$473.79 | \$499.34 | \$100.20 |
| 2/2 x 6/8 | *Quick Ship | | | | | | |
| 2/4 x 6/8 | \$350.36 | \$76.30 | \$470.88 | \$474.54 | \$478.19 | \$503.73 | \$100.20 |
| 2/6 x 6/8 | \$354.81 | \$76.30 | \$475.34 | \$479.00 | \$482.64 | \$508.19 | \$100.20 |
| 2/8 x 6/8 | \$363.57 | \$76.30 | \$484.10 | \$487.76 | \$491.40 | \$516.95 | \$100.20 |
| 2/10 x 6/8 | *Quick Ship | | | | | | |
| 3/0 x 6/8 | \$372.39 | \$76.30 | \$492.92 | \$496.58 | \$500.22 | \$525.77 | \$100.20 |
| Double Doors | | | | | | | |
| 3/0 x 6/8 | --- | --- | \$817.10 | \$820.76 | \$824.40 | \$849.95 | \$176.49 |
| 4/0 x 6/8 | --- | --- | \$857.40 | \$857.40 | \$866.16 | \$896.81 | \$177.90 |
| 5/0 x 6/8 | --- | --- | \$875.10 | \$879.48 | \$883.86 | \$914.51 | \$180.71 |
| 5/4 x 6/8 | --- | --- | \$892.62 | \$897.00 | \$901.38 | \$932.03 | \$180.71 |
| 6/0 x 6/8 | --- | --- | \$910.26 | \$914.64 | \$919.02 | \$949.67 | \$180.71 |
| Bifold Doors (w/1700 Track & Hdwe): <i>Note: Bifolds ship as boxed units with frames KD.</i> | | | | | | | |
| 2/0 x 6/8 | \$500.07 | \$81.17 | \$569.40 | \$573.06 | \$576.71 | \$602.25 | \$105.06 |
| 2/6 x 6/8 | \$515.72 | \$81.17 | \$585.05 | \$588.71 | \$592.35 | \$617.90 | \$105.06 |
| 2/8 x 6/8 | *Quick Ship | | | | | | |
| 3/0 x 6/8 | \$532.55 | \$81.17 | \$601.88 | \$605.54 | \$609.18 | \$634.73 | \$105.06 |
| Bifold Double Doors | | | | | | | |
| 4/0 x 6/8 | \$997.20 | \$159.11 | \$1,080.41 | \$1,080.41 | \$1,089.17 | \$1,119.81 | \$184.41 |
| 5/0 x 6/8 | \$1,028.54 | \$159.11 | \$1,111.74 | \$1,116.12 | \$1,120.50 | \$1,151.15 | \$187.22 |
| 5/4 x 6/8 | *Quick Ship | | | | | | |
| 6/0 x 6/8 | \$1,062.30 | \$159.11 | \$1,145.51 | \$1,149.89 | \$1,154.27 | \$1,184.91 | \$187.22 |
| HINGE COLOR OPTIONS (Std is US3/4 Brighter [Satin Brass]) [Hinge options are not available for bifold doors] Color Options: Bright Brass, Dull Chrome, Antique Brass, Antique Nickel, Satin Nickel, Oil Rubbed Bronze | | | | DOUBLE DOOR OPTIONS | | | |
| | | | | Std BB Hdwe, Pine T-Astragal | | ADD | |
| | | | | 1-3/8" Ball Catches (pair): | | \$45.60 | |
| | | | | Concealed Magnetic Catches (pr): | | \$97.78 | |
| | | | | T-Astragal & 2 flush bolts: | | \$304.88 | |
| Single Prehung Doors | | | ADD: | \$2.01 | T-Astragal & 1 flush bolt: | | \$238.57 |
| Double Prehung Doors | | | ADD: | \$4.02 | Strike & Flush Bolt Color Options: SC, AB, SN, AN, ORB | | |

*Quick Ship—Badger Three to Four Week Ship Program. Add one Week for Pre-finishing.

1-3/8" MDF STYLE PRIMED SC 3 PANEL SHAKER EQUAL - 6'8"

Standard Hinge: 3-1/2" Ball Bearing, US4 Brighter

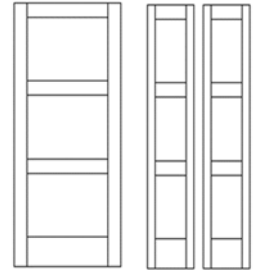
FACTORY PRIMED

FINISH OPTIONS:

PAINT: Core Colors, see our selection guide /options on pages IM-U-2 & 3,
and for a wider color pallet see our standard color fan-deck.

Note: Custom Color Pricing

Add 15% to the Core Color Pref. Add On below.



MDF3EQ

MDF3EQBF

| | DOOR SLABS | | PREHUNG DOORS (Must specify handing) w/Primed Pine Jambs & Prd FJ Colonial or Square Stops. (Casing NOT included.) | | | | |
|--|-------------|----------------------|--|----------------------|---|---------------------|----------------------|
| | Raw | Core Pref. Add-On | 4-9/16" Jamb Raw | 4-13/16" Jamb Raw | 5-1/4" Jamb Raw | 6-9/16" Jamb Raw | Core Pref. Add-On |
| Single Doors | | | | | | | |
| 1/6 x 6/8 | \$332.75 | \$76.30 | \$453.27 | \$456.93 | \$460.58 | \$486.12 | \$100.20 |
| 1/8 x 6/8 | *Quick Ship | | | | | | |
| 2/0 x 6/8 | \$345.96 | \$76.30 | \$466.49 | \$470.15 | \$473.79 | \$499.34 | \$100.20 |
| 2/2 x 6/8 | *Quick Ship | | | | | | |
| 2/4 x 6/8 | \$350.36 | \$76.30 | \$470.88 | \$474.54 | \$478.19 | \$503.73 | \$100.20 |
| 2/6 x 6/8 | \$354.81 | \$76.30 | \$475.34 | \$479.00 | \$482.64 | \$508.19 | \$100.20 |
| 2/8 x 6/8 | \$363.57 | \$76.30 | \$484.10 | \$487.76 | \$491.40 | \$516.95 | \$100.20 |
| 2/10 x 6/8 | \$372.39 | \$76.30 | \$492.92 | \$496.58 | \$500.22 | \$525.77 | \$100.20 |
| 3/0 x 6/8 | \$372.39 | \$76.30 | \$492.92 | \$496.58 | \$500.22 | \$525.77 | \$100.20 |
| Double Doors | | | | | | | |
| 3/0 x 6/8 | --- | --- | \$817.10 | \$820.76 | \$824.40 | \$849.95 | \$176.49 |
| 4/0 x 6/8 | --- | --- | \$857.40 | \$857.40 | \$866.16 | \$896.81 | \$177.90 |
| 5/0 x 6/8 | --- | --- | \$875.10 | \$879.48 | \$883.86 | \$914.51 | \$180.71 |
| 5/4 x 6/8 | --- | --- | \$892.62 | \$897.00 | \$901.38 | \$932.03 | \$180.71 |
| 6/0 x 6/8 | --- | --- | \$910.26 | \$914.64 | \$919.02 | \$949.67 | \$180.71 |
| Bifold Doors (w/1700 Track & Hdwe): Note: Bifolds ship as boxed units with frames KD. | | | | | | | |
| 2/0 x 6/8 | \$500.07 | \$81.17 | \$569.40 | \$573.06 | \$576.71 | \$602.25 | \$105.06 |
| 2/6 x 6/8 | \$515.72 | \$81.17 | \$585.05 | \$588.71 | \$592.35 | \$617.90 | \$105.06 |
| 2/8 x 6/8 | *Quick Ship | | | | | | |
| 3/0 x 6/8 | \$532.55 | \$81.17 | \$601.88 | \$605.54 | \$609.18 | \$634.73 | \$105.06 |
| Bifold Double Doors | | | | | | | |
| 4/0 x 6/8 | \$997.20 | \$159.11 | \$1,080.41 | \$1,080.41 | \$1,089.17 | \$1,119.81 | \$184.41 |
| 5/0 x 6/8 | \$1,028.54 | \$159.11 | \$1,111.74 | \$1,116.12 | \$1,120.50 | \$1,151.15 | \$187.22 |
| 5/4 x 6/8 | *Quick Ship | | | | | | |
| 6/0 x 6/8 | \$1,062.30 | \$159.11 | \$1,145.51 | \$1,149.89 | \$1,154.27 | \$1,184.91 | \$187.22 |
| HINGE COLOR OPTIONS (Std is US3/4 Brighter [Satin Brass]) [Hinge options are not available for bifold doors] Color Options: Bright Brass, Dull Chrome, Antique Brass, Antique Nickel, Satin Nickel, Oil Rubbed Bronze | | | | | DOUBLE DOOR OPTIONS | | |
| | | | | | Std BB Hdwe, Pine T-Astragal | | ADD |
| | | | | | 1-3/8" Ball Catches (pair): | | \$45.60 |
| | | | | | Concealed Magnetic Catches (pr): | | \$97.78 |
| | | | | | T-Astragal & 2 flush bolts: | | \$304.88 |
| Single Prehung Doors | | | ADD: | \$2.01 | T-Astragal & 1 flush bolt: | | |
| Double Prehung Doors | | | ADD: | \$4.02 | Strike & Flush Bolt Color Options: SC, AB, SN, AN, ORB | | |

*Quick Ship—Badger Three to Four Week Ship Program. Add one Week for Pre-finishing.

1-3/8" MDF STYLE PRIMED SC 5 PANEL SHAKER EQUAL - 6'8"

Standard Hinge: 3-1/2" Ball Bearing, US4 Brighter

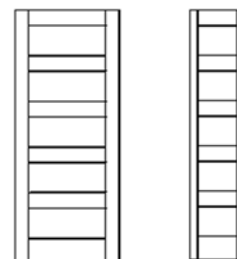
FACTORY PRIMED

FINISH OPTIONS:

PAINT: Core Colors, see our selection guide /options on pages IM-U-2 & 3,
and for a wider color pallet see our standard color fan-deck.

Note: Custom Color Pricing

Add 15% to the Core Color Pref. Add On below.



MDF5EQ

MDF5EQBF

| | DOOR SLABS | | PREHUNG DOORS (Must specify handing) w/Primed Pine Jambs & Prd FJ Colonial or Square Stops. (Casing NOT included.) | | | | | |
|--|-------------|----------------------|--|----------------------|---|---------------------|----------------------|----------|
| | Raw | Core Pref. Add-On | 4-9/16" Jamb Raw | 4-13/16" Jamb Raw | 5-1/4" Jamb Raw | 6-9/16" Jamb Raw | Core Pref. Add-On | |
| Single Doors | | | | | | | | |
| 1/6 x 6/8 | \$343.05 | \$76.30 | \$463.58 | \$467.24 | \$470.88 | \$496.43 | \$100.20 | |
| 1/8 x 6/8 | *Quick Ship | | | | | | | |
| 2/0 x 6/8 | \$356.16 | \$76.30 | \$476.69 | \$480.35 | \$483.99 | \$509.54 | \$100.20 | |
| 2/2 x 6/8 | *Quick Ship | | | | | | | |
| 2/4 x 6/8 | \$360.50 | \$76.30 | \$481.02 | \$484.68 | \$488.33 | \$513.87 | \$100.20 | |
| 2/6 x 6/8 | \$364.89 | \$76.30 | \$485.42 | \$489.08 | \$492.72 | \$518.27 | \$100.20 | |
| 2/8 x 6/8 | \$373.61 | \$76.30 | \$494.13 | \$497.79 | \$501.44 | \$526.98 | \$100.20 | |
| 2/10 x 6/8 | *Quick Ship | | | | | | | |
| 3/0 x 6/8 | \$382.37 | \$76.30 | \$502.89 | \$506.55 | \$510.20 | \$535.74 | \$100.20 | |
| Double Doors | | | | | | | | |
| 3/0 x 6/8 | --- | --- | \$837.71 | \$841.37 | \$845.01 | \$870.56 | \$176.49 | |
| 4/0 x 6/8 | --- | --- | \$877.80 | \$877.80 | \$886.56 | \$917.21 | \$177.90 | |
| 5/0 x 6/8 | --- | --- | \$895.26 | \$899.64 | \$904.02 | \$934.67 | \$180.71 | |
| 5/4 x 6/8 | --- | --- | \$912.69 | \$917.07 | \$921.45 | \$952.10 | \$180.71 | |
| 6/0 x 6/8 | --- | --- | \$930.21 | \$934.59 | \$938.97 | \$969.62 | \$180.71 | |
| Bifold Doors (w/1700 Track & Hdwe): Note: Bifolds ship as boxed units with frames KD. | | | | | | | | |
| 2/0 x 6/8 | \$527.10 | \$81.17 | \$596.43 | \$600.09 | \$603.74 | \$629.28 | \$105.06 | |
| 2/6 x 6/8 | \$542.90 | \$81.17 | \$612.23 | \$615.89 | \$619.53 | \$645.08 | \$105.06 | |
| 2/8 x 6/8 | *Quick Ship | | | | | | | |
| 3/0 x 6/8 | \$559.65 | \$81.17 | \$628.98 | \$632.64 | \$636.29 | \$661.83 | \$105.06 | |
| Bifold Double Doors | | | | | | | | |
| 4/0 x 6/8 | \$1,051.26 | \$159.11 | \$1,134.47 | \$1,134.47 | \$1,143.23 | \$1,173.87 | \$184.41 | |
| 5/0 x 6/8 | \$1,082.90 | \$159.11 | \$1,166.10 | \$1,170.48 | \$1,174.86 | \$1,205.51 | \$187.22 | |
| 5/4 x 6/8 | *Quick Ship | | | | | | | |
| 6/0 x 6/8 | \$1,116.51 | \$159.11 | \$1,199.72 | \$1,204.10 | \$1,208.48 | \$1,239.12 | \$187.22 | |
| HINGE COLOR OPTIONS (Std is US3/4 Brighter [Satin Brass]) [Hinge options are not available for bifold doors] Color Options: Bright Brass, Dull Chrome, Antique Brass, Antique Nickel, Satin Nickel, Oil Rubbed Bronze | | | | | DOUBLE DOOR OPTIONS | | | |
| | | | | | Std BB Hdwe, Pine T-Astragal | | ADD | |
| | | | | | 1-3/8" Ball Catches (pair): | | \$45.60 | |
| | | | | | Concealed Magnetic Catches (pr): | | \$97.78 | |
| | | | | | T-Astragal & 2 flush bolts: | | \$304.88 | |
| Single Prehung Doors | | | ADD: | \$2.01 | T-Astragal & 1 flush bolt: | | | \$238.57 |
| Double Prehung Doors | | | ADD: | \$4.02 | Strike & Flush Bolt Color Options: SC, AB, SN, AN, ORB | | | |

*Quick Ship—Badger Three to Four Week Ship Program. Add one Week for Pre-finishing.


PRIMED MDF LITED DOORS

Standard Hinge: 3-1/2" Ball Bearing, US3/4 Brighter

See Our Wide Selection of Finish Options on Catalog Pages IM-U-2-3.

NOTE: CUSTOM COLOR PRICING ADD 15% TO THE CORE PREF. ADD ON BELOW

DOOR SLABS & PREHUNG DOORS - 6'8"

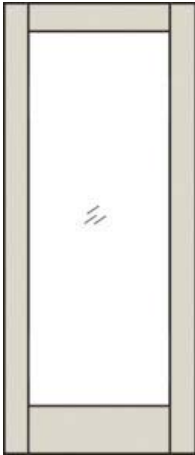
|  | 1-3/8" TDL FLAT GLASS (RSTP) | | | | | | |
|---|------------------------------|----------------------|--|----------------------|---|----------------------|----------|
| | DOOR SLABS | | PREHUNG DOORS w/Primed Pine Jambs & Colonial or Square Stops. (Casing NOT included.) | | | | |
| | Raw | Core Pref. Add-On | 4-9/16" Jamb Raw | 4-13/16" Jamb Raw | | Core Pref. Add-On | |
| Single Doors | | | | | | | |
| 2/0 x 6/8 (10L) | \$406.79 | \$159.11 | \$527.31 | \$530.97 | | \$183.00 | |
| 2/4 x 6/8 (15L) | *Quick Ship | | | | | \$183.00 | |
| 2/6 x 6/8 (15L) | \$462.26 | \$159.11 | \$582.78 | \$586.44 | | \$183.00 | |
| 2/8 x 6/8 (15L) | \$480.74 | \$159.11 | \$601.26 | \$604.92 | | \$183.00 | |
| 3/0 x 6/8 (15L) | \$499.23 | \$159.11 | \$619.76 | \$623.42 | | \$183.00 | |
| Double Doors | | | | | | | |
| 4/0 x 6/8 (10L) | --- | --- | \$979.05 | \$979.05 | | \$343.52 | |
| 5/0 x 6/8 (15L) | --- | --- | \$1,089.99 | \$1,094.37 | | \$346.32 | |
| 5/4 x 6/8 (15L) | --- | --- | \$1,126.95 | \$1,131.33 | | \$346.32 | |
| 6/0 x 6/8 (15L) | --- | --- | \$1,163.94 | \$1,168.32 | | \$346.32 | |
| HINGE COLOR OPTIONS (Std is US3/4 Brighter [Satin Brass]) Color Options: Bright Brass, Dull Chrome, Antique Brass, Antique Nickel, Satin Nickel, Oil Rubbed Bronze | | | | | DOUBLE DOOR OPTIONS | | |
| | | | | | Std BB Hdwe, Poplar Astragal | | ADD |
| | | | | | 1-3/8" Ball Catches (pair): | | \$45.60 |
| | | | | | Concealed Magnetic Catches (pr): | | \$97.78 |
| | | | | | T-Astragal & 2 flush bolts: | | \$304.88 |
| Single Prehung Doors | | | ADD: | \$2.01 | T-Astragal & 1 flush bolt: | \$238.57 | |
| Double Prehung Doors | | | ADD: | \$4.02 | Strike & Flush Bolt Color Options: SC, AB, SN, AN, ORB | | |

*Quick Ship—Badger Three to Four Week Ship Program. Add one Week for Pre-finishing.

PRIMED MDF LITED DOORS

MODERN STICKING PRIMED MDF FULL LITE DOORS

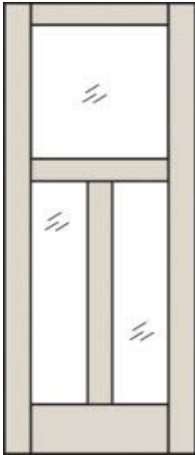
See Pages IM-K-37— IM-K-47 for Pricing



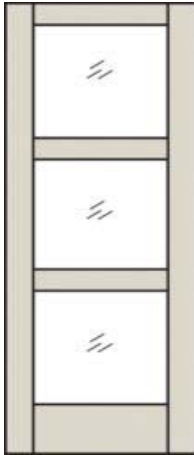
Full Lite



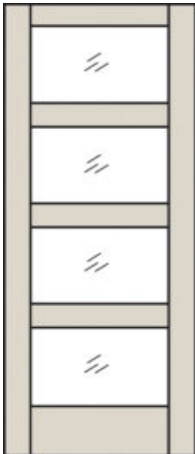
2-Lite Vertical



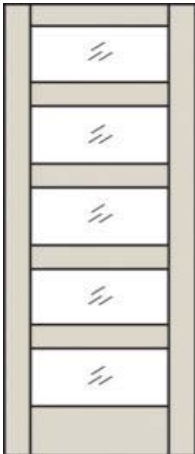
3-Lite SL-34



3-Lite Equal



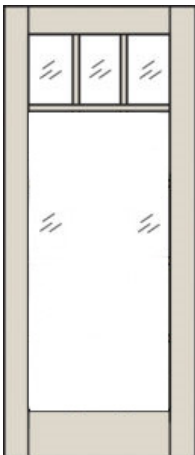
4-Lite Equal



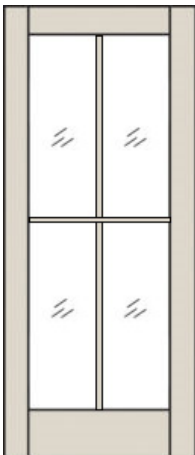
5-Lite Equal



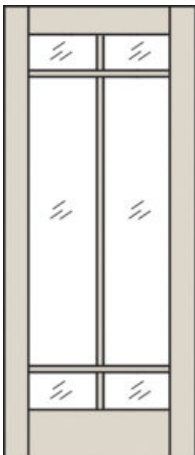
3-Lite Craftsman



4-Lite Craftsman



4-Lite 2x2



6-Lite 806C



6-Lite 806c-OS


*** 5 Day Quickship. Add one week for pre-finishing. ***

PRIMED MDF LITED DOORS

Standard Hinge: 3-1/2" Ball Bearing, US3/4 Brighter

See Our Wide Selection of Finish Options on Catalog Pages IM-U-2-3.
NOTE: Custom Color Pricing add 15% to the Core Pref. Add On below.

Door Slabs & Prehung Doors - 6'8"

|  | 1-3/8" FULL LITE DOORS | | | | | |
|---|------------------------|----------------------|--|---|----------|----------------------|
| | DOOR SLABS | | PREHUNG DOORS w/Primed Pine Jambs & Colonial or Square Stops. (Casing NOT included.) | | | |
| | Raw | Core Pref. Add-On | 4-9/16" Jamb Raw | 4-13/16" Jamb Raw | | Core Pref. Add-On |
| CLEAR (C1501CL) | | | | | | |
| Single Doors | | | | | | |
| 2/0 x 6/8 | \$405.35 | \$159.11 | \$525.87 | \$529.53 | | \$183.00 |
| 2/6 x 6/8 | \$435.92 | \$159.11 | \$556.44 | \$560.10 | | \$183.00 |
| 2/8 x 6/8 | \$450.20 | \$159.11 | \$570.72 | \$574.38 | | \$183.00 |
| 3/0 x 6/8 | \$466.50 | \$159.11 | \$587.03 | \$590.69 | | \$183.00 |
| Double Doors | | | | | | |
| 4/0 x 6/8 | --- | --- | \$976.16 | \$976.16 | | \$343.52 |
| 5/0 x 6/8 | --- | --- | \$1,037.30 | \$1,041.68 | | \$346.32 |
| 5/4 x 6/8 | --- | --- | \$1,065.86 | \$1,070.24 | | \$346.32 |
| 6/0 x 6/8 | --- | --- | \$1,098.47 | \$1,102.85 | | \$346.32 |
| FROSTED (C1501FR) | | | | | | |
| Single Doors | | | | | | |
| 2/0 x 6/8 | \$518.64 | \$159.11 | \$639.17 | \$642.83 | | \$183.00 |
| 2/6 x 6/8 | \$552.27 | \$159.11 | \$672.80 | \$676.46 | | \$183.00 |
| 2/8 x 6/8 | \$563.48 | \$159.11 | \$684.00 | \$687.66 | | \$183.00 |
| 3/0 x 6/8 | \$583.86 | \$159.11 | \$704.39 | \$708.05 | | \$183.00 |
| Double Doors | | | | | | |
| 4/0 x 6/8 | --- | --- | \$1,202.76 | \$1,202.76 | | \$343.52 |
| 5/0 x 6/8 | --- | --- | \$1,270.02 | \$1,274.40 | | \$346.32 |
| 5/4 x 6/8 | --- | --- | \$1,292.43 | \$1,296.81 | | \$346.32 |
| 6/0 x 6/8 | --- | --- | \$1,333.20 | \$1,337.58 | | \$346.32 |
| RAIN (SL80RAIN) | | | | | | |
| Single Doors | | | | | | |
| 2/0 x 6/8 | \$682.73 | \$159.11 | \$803.25 | \$806.91 | | \$183.00 |
| 2/6 x 6/8 | \$760.02 | \$159.11 | \$880.55 | \$884.21 | | \$183.00 |
| 2/8 x 6/8 | \$775.17 | \$159.11 | \$895.70 | \$899.36 | | \$183.00 |
| 3/0 x 6/8 | \$795.96 | \$159.11 | \$916.49 | \$920.15 | | \$183.00 |
| Double Doors | | | | | | |
| 4/0 x 6/8 | --- | --- | \$1,530.93 | \$1,530.93 | | \$343.52 |
| 5/0 x 6/8 | --- | --- | \$1,685.52 | \$1,689.90 | | \$346.32 |
| 5/4 x 6/8 | --- | --- | \$1,715.82 | \$1,720.20 | | \$346.32 |
| 6/0 x 6/8 | --- | --- | \$1,757.40 | \$1,761.78 | | \$346.32 |
| REEDED (SL80REED) | | | | | | |
| Single Doors | | | | | | |
| 2/0 x 6/8 | \$738.93 | \$159.11 | \$859.46 | \$863.12 | | \$183.00 |
| 2/6 x 6/8 | \$793.43 | \$159.11 | \$913.95 | \$917.61 | | \$183.00 |
| 2/8 x 6/8 | \$808.98 | \$159.11 | \$929.51 | \$933.17 | | \$183.00 |
| 3/0 x 6/8 | \$862.94 | \$159.11 | \$983.46 | \$987.12 | | \$183.00 |
| Double Doors | | | | | | |
| 4/0 x 6/8 | --- | --- | \$1,643.34 | \$1,643.34 | | \$343.52 |
| 5/0 x 6/8 | --- | --- | \$1,752.33 | \$1,756.71 | | \$346.32 |
| 5/4 x 6/8 | --- | --- | \$1,783.44 | \$1,787.82 | | \$346.32 |
| 6/0 x 6/8 | --- | --- | \$1,891.35 | \$1,895.73 | | \$346.32 |
| HINGE COLOR OPTIONS (Std is US3/4 Brighter [Satin Brass]) Color Options: Bright Brass, Dull Chrome, Antique Brass, Antique Nickel, Satin Nickel, Oil Rubbed Bronze | | | | DOUBLE DOOR OPTIONS | | |
| | | | | Std BB Hdwe, Poplar Astragal | ADD | |
| | | | | 1-3/8" Ball Catches (pair): | \$45.60 | |
| | | | | Concealed Magnetic Catches (pr): | \$97.78 | |
| | | | | T-Astragal & 2 flush bolts: | \$304.88 | |
| Single Prehung Doors | | | ADD: | T-Astragal & 1 flush bolt: | \$238.57 | |
| Double Prehung Doors | | | ADD: | Strike & Flush Bolt Color Options: SC, AB, SN, AN, ORB | | |

*** 5 Day Quickship. Add one week for pre-finishing. ***


PRIMED MDF LITED DOORS

Standard Hinge: 3-1/2" Ball Bearing, US3/4 Brighter

See Our Wide Selection of Finish Options on Catalog Pages IM-U-2-3.

NOTE: Custom Color Pricing add 15% to the Core Pref. Add On below.


Door Slabs & Prehung Doors - 6'8"

|  | 1-3/8" FULL LITE DOORS w/APPLIED 2-LITE VERTICAL 3-1/4" SDL | | | | | | |
|--|---|----------------------|--|----------------------|------------------------------------|----------------------|----------|
| | DOOR SLABS | | PREHUNG DOORS w/Primed Pine Jambs & Colonial or Square Stops. (Casing NOT included.) | | | | |
| | Raw | Core Pref. Add-On | 4-9/16" Jamb Raw | 4-13/16" Jamb Raw | | Core Pref. Add-On | |
| CLEAR | | | | | | | |
| Single Doors | | | | | | | |
| 2/0 x 6/8 | \$512.37 | \$159.11 | \$632.90 | \$636.56 | | \$183.00 | |
| 2/6 x 6/8 | \$542.94 | \$159.11 | \$663.47 | \$667.13 | | \$183.00 | |
| 2/8 x 6/8 | \$557.22 | \$159.11 | \$677.75 | \$681.41 | | \$183.00 | |
| 3/0 x 6/8 | \$573.53 | \$159.11 | \$694.05 | \$697.71 | | \$183.00 | |
| Double Doors | | | | | | | |
| 4/0 x 6/8 | --- | --- | \$1,190.22 | \$1,190.22 | | \$343.52 | |
| 5/0 x 6/8 | --- | --- | \$1,251.36 | \$1,255.74 | | \$346.32 | |
| 5/4 x 6/8 | --- | --- | \$1,279.92 | \$1,284.30 | | \$346.32 | |
| 6/0 x 6/8 | --- | --- | \$1,312.53 | \$1,316.91 | | \$346.32 | |
| FROSTED | | | | | | | |
| Single Doors | | | | | | | |
| 2/0 x 6/8 | \$555.18 | \$159.11 | \$675.71 | \$679.37 | | \$183.00 | |
| 2/6 x 6/8 | \$588.81 | \$159.11 | \$709.34 | \$713.00 | | \$183.00 | |
| 2/8 x 6/8 | \$600.02 | \$159.11 | \$720.54 | \$724.20 | | \$183.00 | |
| 3/0 x 6/8 | \$620.40 | \$159.11 | \$740.93 | \$744.59 | | \$183.00 | |
| Double Doors | | | | | | | |
| 4/0 x 6/8 | --- | --- | \$1,275.84 | \$1,275.84 | | \$343.52 | |
| 5/0 x 6/8 | --- | --- | \$1,343.10 | \$1,347.48 | | \$346.32 | |
| 5/4 x 6/8 | --- | --- | \$1,365.51 | \$1,369.89 | | \$346.32 | |
| 6/0 x 6/8 | --- | --- | \$1,406.28 | \$1,410.66 | | \$346.32 | |
| RAIN | | | | | | | |
| Single Doors | | | | | | | |
| 2/0 x 6/8 | \$930.74 | \$159.11 | \$1,051.26 | \$1,054.92 | | \$183.00 | |
| 2/6 x 6/8 | \$1,008.03 | \$159.11 | \$1,128.56 | \$1,132.22 | | \$183.00 | |
| 2/8 x 6/8 | \$1,023.18 | \$159.11 | \$1,143.71 | \$1,147.37 | | \$183.00 | |
| 3/0 x 6/8 | \$1,043.97 | \$159.11 | \$1,164.50 | \$1,168.16 | | \$183.00 | |
| Double Doors | | | | | | | |
| 4/0 x 6/8 | --- | --- | \$2,026.95 | \$2,026.95 | | \$343.52 | |
| 5/0 x 6/8 | --- | --- | \$2,181.54 | \$2,185.92 | | \$346.32 | |
| 5/4 x 6/8 | --- | --- | \$2,211.84 | \$2,216.22 | | \$346.32 | |
| 6/0 x 6/8 | --- | --- | \$2,253.42 | \$2,257.80 | | \$346.32 | |
| REEDED | | | | | | | |
| Single Doors | | | | | | | |
| 2/0 x 6/8 | \$986.94 | \$159.11 | \$1,107.47 | \$1,111.13 | | \$183.00 | |
| 2/6 x 6/8 | \$1,041.44 | \$159.11 | \$1,161.96 | \$1,165.62 | | \$183.00 | |
| 2/8 x 6/8 | \$1,056.99 | \$159.11 | \$1,177.52 | \$1,181.18 | | \$183.00 | |
| 3/0 x 6/8 | \$1,110.95 | \$159.11 | \$1,231.47 | \$1,235.13 | | \$183.00 | |
| Double Doors | | | | | | | |
| 4/0 x 6/8 | --- | --- | \$2,139.36 | \$2,139.36 | | \$343.52 | |
| 5/0 x 6/8 | --- | --- | \$2,248.35 | \$2,252.73 | | \$346.32 | |
| 5/4 x 6/8 | --- | --- | \$2,279.46 | \$2,283.84 | | \$346.32 | |
| 6/0 x 6/8 | --- | --- | \$2,387.37 | \$2,391.75 | | \$346.32 | |
| HINGE COLOR OPTIONS (Std is US3/4 Brighter [Satin Brass]) Color Options: Bright Brass, Dull Chrome, Antique Brass, Antique Nickel, Satin Nickel, Oil Rubbed Bronze | | | | | DOUBLE DOOR OPTIONS | | |
| | | | | | Std BB Hdwe, Poplar Astragal | | ADD |
| | | | | | 1-3/8" Ball Catches (pair): | | \$45.60 |
| | | | | | Concealed Magnetic Catches (pr): | | \$97.78 |
| | | | | | T-Astragal & 2 flush bolts: | | \$304.88 |
| Single Prehung Doors | | | ADD: | \$2.01 | T-Astragal & 1 flush bolt: | | \$238.57 |
| Double Prehung Doors | | | ADD: | \$4.02 | Strike & Flush Bolt Color Options: | | |

*** 5 Day Quickship. Add one week for pre-finishing. ***

PRIMED MDF LITED DOORS


Standard Hinge: 3-1/2" Ball Bearing, US3/4 Brighter
See Our Wide Selection of Finish Options on Catalog Pages IM-U-2-3.
NOTE: Custom Color Pricing add 15% to the Core Pref. Add On below.
Door Slabs & Prehung Doors - 6'8"

| | | | | | | |
|---|---|------------------------------|---|----------------------------------|------------------------------------|------------------------------|
|  | 1-3/8" FULL LITE DOORS w/APPLIED 3-LITE SL-34 3-1/4" SDL | | | | | |
| | DOOR SLABS | | PREHUNG DOORS w/Primed Pine Jambs & Colonial or Square Stops. (Casing NOT included.) | | | |
| | Raw | Core Pref. Add-On | 4-9/16" Jamb Raw | 4-13/16" Jamb Raw | | Core Pref. Add-On |
| CLEAR | | | | | | |
| Single Doors | | | | | | |
| 2/0 x 6/8 | \$515.42 | \$159.11 | \$635.94 | \$639.60 | | \$183.00 |
| 2/6 x 6/8 | \$545.99 | \$159.11 | \$666.51 | \$670.17 | | \$183.00 |
| 2/8 x 6/8 | \$560.27 | \$159.11 | \$680.79 | \$684.45 | | \$183.00 |
| 3/0 x 6/8 | \$576.57 | \$159.11 | \$697.10 | \$700.76 | | \$183.00 |
| Double Doors | | | | | | |
| 4/0 x 6/8 | --- | --- | \$1,196.31 | \$1,196.31 | | \$343.52 |
| 5/0 x 6/8 | --- | --- | \$1,257.45 | \$1,261.83 | | \$346.32 |
| 5/4 x 6/8 | --- | --- | \$1,286.01 | \$1,290.39 | | \$346.32 |
| 6/0 x 6/8 | --- | --- | \$1,318.62 | \$1,323.00 | | \$346.32 |
| FROSTED | | | | | | |
| Single Doors | | | | | | |
| 2/0 x 6/8 | \$558.23 | \$159.11 | \$678.75 | \$682.41 | | \$183.00 |
| 2/6 x 6/8 | \$591.86 | \$159.11 | \$712.38 | \$716.04 | | \$183.00 |
| 2/8 x 6/8 | \$603.06 | \$159.11 | \$723.59 | \$727.25 | | \$183.00 |
| 3/0 x 6/8 | \$623.45 | \$159.11 | \$743.97 | \$747.63 | | \$183.00 |
| Double Doors | | | | | | |
| 4/0 x 6/8 | --- | --- | \$1,281.93 | \$1,281.93 | | \$343.52 |
| 5/0 x 6/8 | --- | --- | \$1,349.19 | \$1,353.57 | | \$346.32 |
| 5/4 x 6/8 | --- | --- | \$1,371.60 | \$1,375.98 | | \$346.32 |
| 6/0 x 6/8 | --- | --- | \$1,412.37 | \$1,416.75 | | \$346.32 |
| RAIN | | | | | | |
| Single Doors | | | | | | |
| 2/0 x 6/8 | \$933.78 | \$159.11 | \$1,054.31 | \$1,057.97 | | \$183.00 |
| 2/6 x 6/8 | \$1,011.08 | \$159.11 | \$1,131.60 | \$1,135.26 | | \$183.00 |
| 2/8 x 6/8 | \$1,026.23 | \$159.11 | \$1,146.75 | \$1,150.41 | | \$183.00 |
| 3/0 x 6/8 | \$1,047.02 | \$159.11 | \$1,167.54 | \$1,171.20 | | \$183.00 |
| Double Doors | | | | | | |
| 4/0 x 6/8 | --- | --- | \$2,033.04 | \$2,033.04 | | \$343.52 |
| 5/0 x 6/8 | --- | --- | \$2,187.63 | \$2,192.01 | | \$346.32 |
| 5/4 x 6/8 | --- | --- | \$2,217.93 | \$2,222.31 | | \$346.32 |
| 6/0 x 6/8 | --- | --- | \$2,259.51 | \$2,263.89 | | \$346.32 |
| REEDED | | | | | | |
| Single Doors | | | | | | |
| 2/0 x 6/8 | \$989.99 | \$159.11 | \$1,110.51 | \$1,114.17 | | \$183.00 |
| 2/6 x 6/8 | \$1,044.48 | \$159.11 | \$1,165.01 | \$1,168.67 | | \$183.00 |
| 2/8 x 6/8 | \$1,060.04 | \$159.11 | \$1,180.56 | \$1,184.22 | | \$183.00 |
| 3/0 x 6/8 | \$1,113.99 | \$159.11 | \$1,234.52 | \$1,238.18 | | \$183.00 |
| Double Doors | | | | | | |
| 4/0 x 6/8 | --- | --- | \$2,145.45 | \$2,145.45 | | \$343.52 |
| 5/0 x 6/8 | --- | --- | \$2,254.44 | \$2,258.82 | | \$346.32 |
| 5/4 x 6/8 | --- | --- | \$2,285.55 | \$2,289.93 | | \$346.32 |
| 6/0 x 6/8 | --- | --- | \$2,393.46 | \$2,397.84 | | \$346.32 |
| HINGE COLOR OPTIONS (Std is US3/4 Brighter [Satin Brass]) Color Options: Bright Brass, Dull Chrome, Antique Brass, Antique Nickel, Satin Nickel, Oil Rubbed Bronze | | | | DOUBLE DOOR OPTIONS | | |
| | | | | Std BB Hdwe, Poplar Astragal | ADD | |
| | | | | 1-3/8" Ball Catches (pair): | \$45.60 | |
| | | | | Concealed Magnetic Catches (pr): | \$97.78 | |
| | | | | T-Astragal & 2 flush bolts: | \$304.88 | |
| Single Prehung Doors | | | ADD: | \$2.01 | T-Astragal & 1 flush bolt: | |
| Double Prehung Doors | | | ADD: | \$4.02 | Strike & Flush Bolt Color Options: | |

* * * 5 Day Quickship. Add one week for pre-finishing. * * *

PRIMED MDF LITED DOORS

Standard Hinge: 3-1/2" Ball Bearing, US3/4 Brighter
See Our Wide Selection of Finish Options on Catalog Pages IM-U-2-3.
NOTE: Custom Color Pricing add 15% to the Core Pref. Add On below.
Door Slabs & Prehung Doors - 6'8"

| | | | | | | |
|---|--|--------------------------|---|----------------------------------|---|--------------------------|
|  | 1-3/8" FULL LITE DOORS w/APPLIED 3-LITE EQUAL HORIZONTAL 3-1/4" SDL | | | | | |
| | DOOR SLABS | | PREHUNG DOORS w/Primed Pine Jambs & Colonial or Square Stops. (Casing NOT included.) | | | |
| | Raw | Core Pref. Add-On | 4-9/16" Jamb Raw | 4-13/16" Jamb Raw | | Core Pref. Add-On |
| CLEAR | | | | | | |
| Single Doors | | | | | | |
| 2/0 x 6/8 | \$506.28 | \$159.11 | \$626.81 | \$630.47 | | \$183.00 |
| 2/6 x 6/8 | \$536.85 | \$159.11 | \$657.38 | \$661.04 | | \$183.00 |
| 2/8 x 6/8 | \$551.13 | \$159.11 | \$671.66 | \$675.32 | | \$183.00 |
| 3/0 x 6/8 | \$567.44 | \$159.11 | \$687.96 | \$691.62 | | \$183.00 |
| Double Doors | | | | | | |
| 4/0 x 6/8 | --- | --- | \$1,178.04 | \$1,178.04 | | \$343.52 |
| 5/0 x 6/8 | --- | --- | \$1,239.18 | \$1,243.56 | | \$346.32 |
| 5/4 x 6/8 | --- | --- | \$1,267.74 | \$1,272.12 | | \$346.32 |
| 6/0 x 6/8 | --- | --- | \$1,300.35 | \$1,304.73 | | \$346.32 |
| FROSTED | | | | | | |
| Single Doors | | | | | | |
| 2/0 x 6/8 | \$549.09 | \$159.11 | \$669.62 | \$673.28 | | \$183.00 |
| 2/6 x 6/8 | \$582.72 | \$159.11 | \$703.25 | \$706.91 | | \$183.00 |
| 2/8 x 6/8 | \$593.93 | \$159.11 | \$714.45 | \$718.11 | | \$183.00 |
| 3/0 x 6/8 | \$614.31 | \$159.11 | \$734.84 | \$738.50 | | \$183.00 |
| Double Doors | | | | | | |
| 4/0 x 6/8 | --- | --- | \$1,263.66 | \$1,263.66 | | \$343.52 |
| 5/0 x 6/8 | --- | --- | \$1,330.92 | \$1,335.30 | | \$346.32 |
| 5/4 x 6/8 | --- | --- | \$1,353.33 | \$1,357.71 | | \$346.32 |
| 6/0 x 6/8 | --- | --- | \$1,394.10 | \$1,398.48 | | \$346.32 |
| RAIN | | | | | | |
| Single Doors | | | | | | |
| 2/0 x 6/8 | \$924.65 | \$159.11 | \$1,045.17 | \$1,048.83 | | \$183.00 |
| 2/6 x 6/8 | \$1,001.94 | \$159.11 | \$1,122.47 | \$1,126.13 | | \$183.00 |
| 2/8 x 6/8 | \$1,017.09 | \$159.11 | \$1,137.62 | \$1,141.28 | | \$183.00 |
| 3/0 x 6/8 | \$1,037.88 | \$159.11 | \$1,158.41 | \$1,162.07 | | \$183.00 |
| Double Doors | | | | | | |
| 4/0 x 6/8 | --- | --- | \$2,014.77 | \$2,014.77 | | \$343.52 |
| 5/0 x 6/8 | --- | --- | \$2,169.36 | \$2,173.74 | | \$346.32 |
| 5/4 x 6/8 | --- | --- | \$2,199.66 | \$2,204.04 | | \$346.32 |
| 6/0 x 6/8 | --- | --- | \$2,241.24 | \$2,245.62 | | \$346.32 |
| REEDED | | | | | | |
| Single Doors | | | | | | |
| 2/0 x 6/8 | \$980.85 | \$159.11 | \$1,101.38 | \$1,105.04 | | \$183.00 |
| 2/6 x 6/8 | \$1,035.35 | \$159.11 | \$1,155.87 | \$1,159.53 | | \$183.00 |
| 2/8 x 6/8 | \$1,050.90 | \$159.11 | \$1,171.43 | \$1,175.09 | | \$183.00 |
| 3/0 x 6/8 | \$1,104.86 | \$159.11 | \$1,225.38 | \$1,229.04 | | \$183.00 |
| Double Doors | | | | | | |
| 4/0 x 6/8 | --- | --- | \$2,127.18 | \$2,127.18 | | \$343.52 |
| 5/0 x 6/8 | --- | --- | \$2,236.17 | \$2,240.55 | | \$346.32 |
| 5/4 x 6/8 | --- | --- | \$2,267.28 | \$2,271.66 | | \$346.32 |
| 6/0 x 6/8 | --- | --- | \$2,375.19 | \$2,379.57 | | \$346.32 |
| HINGE COLOR OPTIONS (Std is US3/4 Brighter [Satin Brass]) Color Options: Bright Brass, Dull Chrome, Antique Brass, Antique Nickel, Satin Nickel, Oil Rubbed Bronze | | | | DOUBLE DOOR OPTIONS | | |
| | | | | Std BB Hdwe, Poplar Astragal | ADD | |
| | | | | 1-3/8" Ball Catches (pair): | \$45.60 | |
| | | | | Concealed Magnetic Catches (pr): | \$97.78 | |
| | | | | T-Astragal & 2 flush bolts: | \$304.88 | |
| Single Prehung Doors | | | ADD: | \$2.01 | T-Astragal & 1 flush bolt: | |
| Double Prehung Doors | | | ADD: | \$4.02 | Strike & Flush Bolt Color Options: SC, AB, SN, AN, ORB | |

*** 5 Day Quickship. Add one week for pre-finishing. ***


PRIMED MDF LITED DOORS

Standard Hinge: 3-1/2" Ball Bearing, US3/4 Brighter

See Our Wide Selection of Finish Options on Catalog Pages IM-U-2-3.

NOTE: Custom Color Pricing add 15% to the Core Pref. Add On below.

Door Slabs & Prehung Doors - 6'8"

|  | 1-3/8" FULL LITE DOORS w/APPLIED 4-LITE EQUAL HORIZONTAL 3-1/4" SDL | | | | | |
|---|---|----------------------|--|----------------------|------------------------------------|----------------------|
| | DOOR SLABS | | PREHUNG DOORS w/Primed Pine Jambs & Colonial or Square Stops. (Casing NOT included.) | | | |
| | Raw | Core Pref. Add-On | 4-9/16" Jamb Raw | 4-13/16" Jamb Raw | | Core Pref. Add-On |
| CLEAR | | | | | | |
| Single Doors | | | | | | |
| 2/0 x 6/8 | \$524.55 | \$159.11 | \$645.08 | \$648.74 | | \$183.00 |
| 2/6 x 6/8 | \$555.12 | \$159.11 | \$675.65 | \$679.31 | | \$183.00 |
| 2/8 x 6/8 | \$569.40 | \$159.11 | \$689.93 | \$693.59 | | \$183.00 |
| 3/0 x 6/8 | \$585.71 | \$159.11 | \$706.23 | \$709.89 | | \$183.00 |
| Double Doors | | | | | | |
| 4/0 x 6/8 | --- | --- | \$1,214.58 | \$1,214.58 | | \$343.52 |
| 5/0 x 6/8 | --- | --- | \$1,275.72 | \$1,280.10 | | \$346.32 |
| 5/4 x 6/8 | --- | --- | \$1,304.28 | \$1,308.66 | | \$346.32 |
| 6/0 x 6/8 | --- | --- | \$1,336.89 | \$1,341.27 | | \$346.32 |
| FROSTED | | | | | | |
| Single Doors | | | | | | |
| 2/0 x 6/8 | \$567.36 | \$159.11 | \$687.89 | \$691.55 | | \$183.00 |
| 2/6 x 6/8 | \$600.99 | \$159.11 | \$721.52 | \$725.18 | | \$183.00 |
| 2/8 x 6/8 | \$612.20 | \$159.11 | \$732.72 | \$736.38 | | \$183.00 |
| 3/0 x 6/8 | \$632.58 | \$159.11 | \$753.11 | \$756.77 | | \$183.00 |
| Double Doors | | | | | | |
| 4/0 x 6/8 | --- | --- | \$1,300.20 | \$1,300.20 | | \$343.52 |
| 5/0 x 6/8 | --- | --- | \$1,367.46 | \$1,371.84 | | \$346.32 |
| 5/4 x 6/8 | --- | --- | \$1,389.87 | \$1,394.25 | | \$346.32 |
| 6/0 x 6/8 | --- | --- | \$1,430.64 | \$1,435.02 | | \$346.32 |
| RAIN | | | | | | |
| Single Doors | | | | | | |
| 2/0 x 6/8 | \$942.92 | \$159.11 | \$1,063.44 | \$1,067.10 | | \$183.00 |
| 2/6 x 6/8 | \$1,020.21 | \$159.11 | \$1,140.74 | \$1,144.40 | | \$183.00 |
| 2/8 x 6/8 | \$1,035.36 | \$159.11 | \$1,155.89 | \$1,159.55 | | \$183.00 |
| 3/0 x 6/8 | \$1,056.15 | \$159.11 | \$1,176.68 | \$1,180.34 | | \$183.00 |
| Double Doors | | | | | | |
| 4/0 x 6/8 | --- | --- | \$2,051.31 | \$2,051.31 | | \$343.52 |
| 5/0 x 6/8 | --- | --- | \$2,205.90 | \$2,210.28 | | \$346.32 |
| 5/4 x 6/8 | --- | --- | \$2,236.20 | \$2,240.58 | | \$346.32 |
| 6/0 x 6/8 | --- | --- | \$2,277.78 | \$2,282.16 | | \$346.32 |
| REEDED | | | | | | |
| Single Doors | | | | | | |
| 2/0 x 6/8 | \$999.12 | \$159.11 | \$1,119.65 | \$1,123.31 | | \$183.00 |
| 2/6 x 6/8 | \$1,053.62 | \$159.11 | \$1,174.14 | \$1,177.80 | | \$183.00 |
| 2/8 x 6/8 | \$1,069.17 | \$159.11 | \$1,189.70 | \$1,193.36 | | \$183.00 |
| 3/0 x 6/8 | \$1,123.13 | \$159.11 | \$1,243.65 | \$1,247.31 | | \$183.00 |
| Double Doors | | | | | | |
| 4/0 x 6/8 | --- | --- | \$2,163.72 | \$2,163.72 | | \$343.52 |
| 5/0 x 6/8 | --- | --- | \$2,272.71 | \$2,277.09 | | \$346.32 |
| 5/4 x 6/8 | --- | --- | \$2,303.82 | \$2,308.20 | | \$346.32 |
| 6/0 x 6/8 | --- | --- | \$2,411.73 | \$2,416.11 | | \$346.32 |
| HINGE COLOR OPTIONS (Std is US3/4 Brighter [Satin Brass]) Color Options: Bright Brass, Dull Chrome, Antique Brass, Antique Nickel, Satin Nickel, Oil Rubbed Bronze | | | | | DOUBLE DOOR OPTIONS | |
| | | | | | Std BB Hdwe, Poplar Astragal | ADD |
| | | | | | 1-3/8" Ball Catches (pair): | \$45.60 |
| | | | | | Concealed Magnetic Catches (pr): | \$97.78 |
| | | | | | T-Astragal & 2 flush bolts: | \$304.88 |
| Single Prehung Doors | | | ADD: | \$2.01 | T-Astragal & 1 flush bolt: | \$238.57 |
| Double Prehung Doors | | | ADD: | \$4.02 | Strike & Flush Bolt Color Options: | |

*** 5 Day Quickship. Add one week for pre-finishing. ***


PRIMED MDF LITED DOORS

Standard Hinge: 3-1/2" Ball Bearing, US3/4 Brighter

See Our Wide Selection of Finish Options on Catalog Pages IM-U-2-3.

NOTE: Custom Color Pricing add 15% to the Core Pref. Add On below.


Door Slabs & Prehung Doors - 6'8"

|  | 1-3/8" FULL LITE DOORS w/APPLIED 5-LITE EQUAL HORIZONTAL 3-1/4" SDL | | | | | |
|---|---|----------------------|--|----------------------|------------------------------------|----------------------|
| | DOOR SLABS | | PREHUNG DOORS w/Primed Pine Jambs & Colonial or Square Stops. (Casing NOT included.) | | | |
| | Raw | Core Pref. Add-On | 4-9/16" Jamb Raw | 4-13/16" Jamb Raw | | Core Pref. Add-On |
| CLEAR | | | | | | |
| Single Doors | | | | | | |
| 2/0 x 6/8 | \$536.73 | \$159.11 | \$657.26 | \$660.92 | | \$183.00 |
| 2/6 x 6/8 | \$567.30 | \$159.11 | \$687.83 | \$691.49 | | \$183.00 |
| 2/8 x 6/8 | \$581.58 | \$159.11 | \$702.11 | \$705.77 | | \$183.00 |
| 3/0 x 6/8 | \$597.89 | \$159.11 | \$718.41 | \$722.07 | | \$183.00 |
| Double Doors | | | | | | |
| 4/0 x 6/8 | --- | --- | \$1,238.94 | \$1,238.94 | | \$343.52 |
| 5/0 x 6/8 | --- | --- | \$1,300.08 | \$1,304.46 | | \$346.32 |
| 5/4 x 6/8 | --- | --- | \$1,328.64 | \$1,333.02 | | \$346.32 |
| 6/0 x 6/8 | --- | --- | \$1,361.25 | \$1,365.63 | | \$346.32 |
| FROSTED | | | | | | |
| Single Doors | | | | | | |
| 2/0 x 6/8 | \$579.54 | \$159.11 | \$700.07 | \$703.73 | | \$183.00 |
| 2/6 x 6/8 | \$613.17 | \$159.11 | \$733.70 | \$737.36 | | \$183.00 |
| 2/8 x 6/8 | \$624.38 | \$159.11 | \$744.90 | \$748.56 | | \$183.00 |
| 3/0 x 6/8 | \$644.76 | \$159.11 | \$765.29 | \$768.95 | | \$183.00 |
| Double Doors | | | | | | |
| 4/0 x 6/8 | --- | --- | \$1,324.56 | \$1,324.56 | | \$343.52 |
| 5/0 x 6/8 | --- | --- | \$1,391.82 | \$1,396.20 | | \$346.32 |
| 5/4 x 6/8 | --- | --- | \$1,414.23 | \$1,418.61 | | \$346.32 |
| 6/0 x 6/8 | --- | --- | \$1,455.00 | \$1,459.38 | | \$346.32 |
| RAIN | | | | | | |
| Single Doors | | | | | | |
| 2/0 x 6/8 | \$955.10 | \$159.11 | \$1,075.62 | \$1,079.28 | | \$183.00 |
| 2/6 x 6/8 | \$1,032.39 | \$159.11 | \$1,152.92 | \$1,156.58 | | \$183.00 |
| 2/8 x 6/8 | \$1,047.54 | \$159.11 | \$1,168.07 | \$1,171.73 | | \$183.00 |
| 3/0 x 6/8 | \$1,068.33 | \$159.11 | \$1,188.86 | \$1,192.52 | | \$183.00 |
| Double Doors | | | | | | |
| 4/0 x 6/8 | --- | --- | \$2,075.67 | \$2,075.67 | | \$343.52 |
| 5/0 x 6/8 | --- | --- | \$2,230.26 | \$2,234.64 | | \$346.32 |
| 5/4 x 6/8 | --- | --- | \$2,260.56 | \$2,264.94 | | \$346.32 |
| 6/0 x 6/8 | --- | --- | \$2,302.14 | \$2,306.52 | | \$346.32 |
| REEDED | | | | | | |
| Single Doors | | | | | | |
| 2/0 x 6/8 | \$1,011.30 | \$159.11 | \$1,131.83 | \$1,135.49 | | \$183.00 |
| 2/6 x 6/8 | \$1,065.80 | \$159.11 | \$1,186.32 | \$1,189.98 | | \$183.00 |
| 2/8 x 6/8 | \$1,081.35 | \$159.11 | \$1,201.88 | \$1,205.54 | | \$183.00 |
| 3/0 x 6/8 | \$1,135.31 | \$159.11 | \$1,255.83 | \$1,259.49 | | \$183.00 |
| Double Doors | | | | | | |
| 4/0 x 6/8 | --- | --- | \$2,188.08 | \$2,188.08 | | \$343.52 |
| 5/0 x 6/8 | --- | --- | \$2,297.07 | \$2,301.45 | | \$346.32 |
| 5/4 x 6/8 | --- | --- | \$2,328.18 | \$2,332.56 | | \$346.32 |
| 6/0 x 6/8 | --- | --- | \$2,436.09 | \$2,440.47 | | \$346.32 |
| HINGE COLOR OPTIONS (Std is US3/4 Brighter [Satin Brass]) Color Options: Bright Brass, Dull Chrome, Antique Brass, Antique Nickel, Satin Nickel, Oil Rubbed Bronze | | | | | DOUBLE DOOR OPTIONS | |
| | | | | | Std BB Hdwe, Poplar Astragal | ADD |
| | | | | | 1-3/8" Ball Catches (pair): | \$45.60 |
| | | | | | Concealed Magnetic Catches (pr): | \$97.78 |
| | | | | | T-Astragal & 2 flush bolts: | \$304.88 |
| Single Prehung Doors | | | ADD: | \$2.01 | T-Astragal & 1 flush bolt: | \$238.57 |
| Double Prehung Doors | | | ADD: | \$4.02 | Strike & Flush Bolt Color Options: | |

*** 5 Day Quickship. Add one week for pre-finishing. ***

PRIMED MDF LITED DOORS

Standard Hinge: 3-1/2" Ball Bearing, US3/4 Brighter
See Our Wide Selection of Finish Options on Catalog Pages IM-U-2-3.
NOTE: Custom Color Pricing add 15% to the Core Pref. Add On below.
Door Slabs & Prehung Doors - 6'8"

| | | | | | | |
|---|---|--------------------------|---|----------------------------------|------------------------------------|--------------------------|
|  | 1-3/8" FULL LITE DOORS w/APPLIED 3-LITE CRAFTSMAN 1-1/8" SDL | | | | | |
| | DOOR SLABS | | PREHUNG DOORS w/Primed Pine Jambs & Colonial or Square Stops. (Casing NOT included.) | | | |
| | Raw | Core Pref. Add-On | 4-9/16" Jamb Raw | 4-13/16" Jamb Raw | | Core Pref. Add-On |
| CLEAR | | | | | | |
| Single Doors | | | | | | |
| 2/0 x 6/8 | \$488.01 | \$159.11 | \$608.54 | \$612.20 | | \$183.00 |
| 2/6 x 6/8 | \$518.58 | \$159.11 | \$639.11 | \$642.77 | | \$183.00 |
| 2/8 x 6/8 | \$532.86 | \$159.11 | \$653.39 | \$657.05 | | \$183.00 |
| 3/0 x 6/8 | \$549.17 | \$159.11 | \$669.69 | \$673.35 | | \$183.00 |
| Double Doors | | | | | | |
| 4/0 x 6/8 | --- | --- | \$1,141.50 | \$1,141.50 | | \$343.52 |
| 5/0 x 6/8 | --- | --- | \$1,202.64 | \$1,207.02 | | \$346.32 |
| 5/4 x 6/8 | --- | --- | \$1,231.20 | \$1,235.58 | | \$346.32 |
| 6/0 x 6/8 | --- | --- | \$1,263.81 | \$1,268.19 | | \$346.32 |
| FROSTED | | | | | | |
| Single Doors | | | | | | |
| 2/0 x 6/8 | \$530.82 | \$159.11 | \$651.35 | \$655.01 | | \$183.00 |
| 2/6 x 6/8 | \$564.45 | \$159.11 | \$684.98 | \$688.64 | | \$183.00 |
| 2/8 x 6/8 | \$575.66 | \$159.11 | \$696.18 | \$699.84 | | \$183.00 |
| 3/0 x 6/8 | \$596.04 | \$159.11 | \$716.57 | \$720.23 | | \$183.00 |
| Double Doors | | | | | | |
| 4/0 x 6/8 | --- | --- | \$1,227.12 | \$1,227.12 | | \$343.52 |
| 5/0 x 6/8 | --- | --- | \$1,294.38 | \$1,298.76 | | \$346.32 |
| 5/4 x 6/8 | --- | --- | \$1,316.79 | \$1,321.17 | | \$346.32 |
| 6/0 x 6/8 | --- | --- | \$1,357.56 | \$1,361.94 | | \$346.32 |
| RAIN | | | | | | |
| Single Doors | | | | | | |
| 2/0 x 6/8 | \$906.38 | \$159.11 | \$1,026.90 | \$1,030.56 | | \$183.00 |
| 2/6 x 6/8 | \$983.67 | \$159.11 | \$1,104.20 | \$1,107.86 | | \$183.00 |
| 2/8 x 6/8 | \$998.82 | \$159.11 | \$1,119.35 | \$1,123.01 | | \$183.00 |
| 3/0 x 6/8 | \$1,019.61 | \$159.11 | \$1,140.14 | \$1,143.80 | | \$183.00 |
| Double Doors | | | | | | |
| 4/0 x 6/8 | --- | --- | \$1,978.23 | \$1,978.23 | | \$343.52 |
| 5/0 x 6/8 | --- | --- | \$2,132.82 | \$2,137.20 | | \$346.32 |
| 5/4 x 6/8 | --- | --- | \$2,163.12 | \$2,167.50 | | \$346.32 |
| 6/0 x 6/8 | --- | --- | \$2,204.70 | \$2,209.08 | | \$346.32 |
| REEEDED | | | | | | |
| Single Doors | | | | | | |
| 2/0 x 6/8 | \$962.58 | \$159.11 | \$1,083.11 | \$1,086.77 | | \$183.00 |
| 2/6 x 6/8 | \$1,017.08 | \$159.11 | \$1,137.60 | \$1,141.26 | | \$183.00 |
| 2/8 x 6/8 | \$1,032.63 | \$159.11 | \$1,153.16 | \$1,156.82 | | \$183.00 |
| 3/0 x 6/8 | \$1,086.59 | \$159.11 | \$1,207.11 | \$1,210.77 | | \$183.00 |
| Double Doors | | | | | | |
| 4/0 x 6/8 | --- | --- | \$2,090.64 | \$2,090.64 | | \$343.52 |
| 5/0 x 6/8 | --- | --- | \$2,199.63 | \$2,204.01 | | \$346.32 |
| 5/4 x 6/8 | --- | --- | \$2,230.74 | \$2,235.12 | | \$346.32 |
| 6/0 x 6/8 | --- | --- | \$2,338.65 | \$2,343.03 | | \$346.32 |
| HINGE COLOR OPTIONS (Std is US3/4 Brighter [Satin Brass]) Color Options: Bright Brass, Dull Chrome, Antique Brass, Antique Nickel, Satin Nickel, Oil Rubbed Bronze | | | | DOUBLE DOOR OPTIONS | | |
| | | | | Std BB Hdwe, Poplar Astragal | ADD | |
| | | | | 1-3/8" Ball Catches (pair): | \$45.60 | |
| | | | | Concealed Magnetic Catches (pr): | \$97.78 | |
| | | | | T-Astragal & 2 flush bolts: | \$304.88 | |
| Single Prehung Doors | | | ADD: | \$2.01 | T-Astragal & 1 flush bolt: | |
| Double Prehung Doors | | | ADD: | \$4.02 | Strike & Flush Bolt Color Options: | |

*** 5 Day Quickship. Add one week for pre-finishing. ***


PRIMED MDF LITED DOORS

Standard Hinge: 3-1/2" Ball Bearing, US3/4 Brighter

See Our Wide Selection of Finish Options on Catalog Pages IM-U-2-3.

NOTE: Custom Color Pricing add 15% to the Core Pref. Add On below.

Door Slabs & Prehung Doors - 6'8"

|  | 1-3/8" FULL LITE DOORS w/APPLIED 4-LITE CRAFTSMAN 1-1/8" SDL | | | | | |
|---|--|----------------------|--|----------------------------------|------------------------------------|----------------------|
| | DOOR SLABS | | PREHUNG DOORS w/Primed Pine Jambs & Colonial or Square Stops. (Casing NOT included.) | | | |
| | Raw | Core Pref. Add-On | 4-9/16" Jamb Raw | 4-13/16" Jamb Raw | | Core Pref. Add-On |
| CLEAR | | | | | | |
| Single Doors | | | | | | |
| 2/0 x 6/8 | \$491.06 | \$159.11 | \$611.58 | \$615.24 | | \$183.00 |
| 2/6 x 6/8 | \$521.63 | \$159.11 | \$642.15 | \$645.81 | | \$183.00 |
| 2/8 x 6/8 | \$535.91 | \$159.11 | \$656.43 | \$660.09 | | \$183.00 |
| 3/0 x 6/8 | \$552.21 | \$159.11 | \$672.74 | \$676.40 | | \$183.00 |
| Double Doors | | | | | | |
| 4/0 x 6/8 | --- | --- | \$1,147.59 | \$1,147.59 | | \$343.52 |
| 5/0 x 6/8 | --- | --- | \$1,208.73 | \$1,213.11 | | \$346.32 |
| 5/4 x 6/8 | --- | --- | \$1,237.29 | \$1,241.67 | | \$346.32 |
| 6/0 x 6/8 | --- | --- | \$1,269.90 | \$1,274.28 | | \$346.32 |
| FROSTED | | | | | | |
| Single Doors | | | | | | |
| 2/0 x 6/8 | \$533.87 | \$159.11 | \$654.39 | \$658.05 | | \$183.00 |
| 2/6 x 6/8 | \$567.50 | \$159.11 | \$688.02 | \$691.68 | | \$183.00 |
| 2/8 x 6/8 | \$578.70 | \$159.11 | \$699.23 | \$702.89 | | \$183.00 |
| 3/0 x 6/8 | \$599.09 | \$159.11 | \$719.61 | \$723.27 | | \$183.00 |
| Double Doors | | | | | | |
| 4/0 x 6/8 | --- | --- | \$1,233.21 | \$1,233.21 | | \$343.52 |
| 5/0 x 6/8 | --- | --- | \$1,300.47 | \$1,304.85 | | \$346.32 |
| 5/4 x 6/8 | --- | --- | \$1,322.88 | \$1,327.26 | | \$346.32 |
| 6/0 x 6/8 | --- | --- | \$1,363.65 | \$1,368.03 | | \$346.32 |
| RAIN | | | | | | |
| Single Doors | | | | | | |
| 2/0 x 6/8 | \$909.42 | \$159.11 | \$1,029.95 | \$1,033.61 | | \$183.00 |
| 2/6 x 6/8 | \$986.72 | \$159.11 | \$1,107.24 | \$1,110.90 | | \$183.00 |
| 2/8 x 6/8 | \$1,001.87 | \$159.11 | \$1,122.39 | \$1,126.05 | | \$183.00 |
| 3/0 x 6/8 | \$1,022.66 | \$159.11 | \$1,143.18 | \$1,146.84 | | \$183.00 |
| Double Doors | | | | | | |
| 4/0 x 6/8 | --- | --- | \$1,984.32 | \$1,984.32 | | \$343.52 |
| 5/0 x 6/8 | --- | --- | \$2,138.91 | \$2,143.29 | | \$346.32 |
| 5/4 x 6/8 | --- | --- | \$2,169.21 | \$2,173.59 | | \$346.32 |
| 6/0 x 6/8 | --- | --- | \$2,210.79 | \$2,215.17 | | \$346.32 |
| REEEDED | | | | | | |
| Single Doors | | | | | | |
| 2/0 x 6/8 | \$965.63 | \$159.11 | \$1,086.15 | \$1,089.81 | | \$183.00 |
| 2/6 x 6/8 | \$1,020.12 | \$159.11 | \$1,140.65 | \$1,144.31 | | \$183.00 |
| 2/8 x 6/8 | \$1,035.68 | \$159.11 | \$1,156.20 | \$1,159.86 | | \$183.00 |
| 3/0 x 6/8 | \$1,089.63 | \$159.11 | \$1,210.16 | \$1,213.82 | | \$183.00 |
| Double Doors | | | | | | |
| 4/0 x 6/8 | --- | --- | \$2,096.73 | \$2,096.73 | | \$343.52 |
| 5/0 x 6/8 | --- | --- | \$2,205.72 | \$2,210.10 | | \$346.32 |
| 5/4 x 6/8 | --- | --- | \$2,236.83 | \$2,241.21 | | \$346.32 |
| 6/0 x 6/8 | --- | --- | \$2,344.74 | \$2,349.12 | | \$346.32 |
| HINGE COLOR OPTIONS (Std is US3/4 Brighter [Satin Brass]) Color Options: Bright Brass, Dull Chrome, Antique Brass, Antique Nickel, Satin Nickel, Oil Rubbed Bronze | | | | DOUBLE DOOR OPTIONS | | |
| | | | | Std BB Hdwe, Poplar Astragal | ADD | |
| | | | | 1-3/8" Ball Catches (pair): | \$45.60 | |
| | | | | Concealed Magnetic Catches (pr): | \$97.78 | |
| | | | | T-Astragal & 2 flush bolts: | \$304.88 | |
| Single Prehung Doors | | | ADD: | \$2.01 | T-Astragal & 1 flush bolt: | |
| Double Prehung Doors | | | ADD: | \$4.02 | Strike & Flush Bolt Color Options: | |

*** 5 Day Quickship. Add one week for pre-finishing. ***


PRIMED MDF LITED DOORS

Standard Hinge: 3-1/2" Ball Bearing, US3/4 Brighter

See Our Wide Selection of Finish Options on Catalog Pages IM-U-2-3.

NOTE: Custom Color Pricing add 15% to the Core Pref. Add On below.

Door Slabs & Prehung Doors - 6'8"

| | | | | | | |
|---|---|------------------------------|---|----------------------------------|------------------------------------|------------------------------|
|  | 1-3/8" FULL LITE DOORS w/APPLIED 4-LITE 2X2 1-1/8" SDL | | | | | |
| | DOOR SLABS | | PREHUNG DOORS w/Primed Pine Jambs & Colonial or Square Stops. (Casing NOT included.) | | | |
| | Raw | Core Pref. Add-On | 4-9/16" Jamb Raw | 4-13/16" Jamb Raw | | Core Pref. Add-On |
| CLEAR | | | | | | |
| Single Doors | | | | | | |
| 2/0 x 6/8 | \$500.19 | \$159.11 | \$620.72 | \$624.38 | | \$183.00 |
| 2/6 x 6/8 | \$530.76 | \$159.11 | \$651.29 | \$654.95 | | \$183.00 |
| 2/8 x 6/8 | \$545.04 | \$159.11 | \$665.57 | \$669.23 | | \$183.00 |
| 3/0 x 6/8 | \$561.35 | \$159.11 | \$681.87 | \$685.53 | | \$183.00 |
| Double Doors | | | | | | |
| 4/0 x 6/8 | --- | --- | \$1,165.86 | \$1,165.86 | | \$343.52 |
| 5/0 x 6/8 | --- | --- | \$1,227.00 | \$1,231.38 | | \$346.32 |
| 5/4 x 6/8 | --- | --- | \$1,255.56 | \$1,259.94 | | \$346.32 |
| 6/0 x 6/8 | --- | --- | \$1,288.17 | \$1,292.55 | | \$346.32 |
| FROSTED | | | | | | |
| Single Doors | | | | | | |
| 2/0 x 6/8 | \$543.00 | \$159.11 | \$663.53 | \$667.19 | | \$183.00 |
| 2/6 x 6/8 | \$576.63 | \$159.11 | \$697.16 | \$700.82 | | \$183.00 |
| 2/8 x 6/8 | \$587.84 | \$159.11 | \$708.36 | \$712.02 | | \$183.00 |
| 3/0 x 6/8 | \$608.22 | \$159.11 | \$728.75 | \$732.41 | | \$183.00 |
| Double Doors | | | | | | |
| 4/0 x 6/8 | --- | --- | \$1,251.48 | \$1,251.48 | | \$343.52 |
| 5/0 x 6/8 | --- | --- | \$1,318.74 | \$1,323.12 | | \$346.32 |
| 5/4 x 6/8 | --- | --- | \$1,341.15 | \$1,345.53 | | \$346.32 |
| 6/0 x 6/8 | --- | --- | \$1,381.92 | \$1,386.30 | | \$346.32 |
| RAIN | | | | | | |
| Single Doors | | | | | | |
| 2/0 x 6/8 | \$918.56 | \$159.11 | \$1,039.08 | \$1,042.74 | | \$183.00 |
| 2/6 x 6/8 | \$995.85 | \$159.11 | \$1,116.38 | \$1,120.04 | | \$183.00 |
| 2/8 x 6/8 | \$1,011.00 | \$159.11 | \$1,131.53 | \$1,135.19 | | \$183.00 |
| 3/0 x 6/8 | \$1,031.79 | \$159.11 | \$1,152.32 | \$1,155.98 | | \$183.00 |
| Double Doors | | | | | | |
| 4/0 x 6/8 | --- | --- | \$2,002.59 | \$2,002.59 | | \$343.52 |
| 5/0 x 6/8 | --- | --- | \$2,157.18 | \$2,161.56 | | \$346.32 |
| 5/4 x 6/8 | --- | --- | \$2,187.48 | \$2,191.86 | | \$346.32 |
| 6/0 x 6/8 | --- | --- | \$2,229.06 | \$2,233.44 | | \$346.32 |
| REDED | | | | | | |
| Single Doors | | | | | | |
| 2/0 x 6/8 | \$974.76 | \$159.11 | \$1,095.29 | \$1,098.95 | | \$183.00 |
| 2/6 x 6/8 | \$1,029.26 | \$159.11 | \$1,149.78 | \$1,153.44 | | \$183.00 |
| 2/8 x 6/8 | \$1,044.81 | \$159.11 | \$1,165.34 | \$1,169.00 | | \$183.00 |
| 3/0 x 6/8 | \$1,098.77 | \$159.11 | \$1,219.29 | \$1,222.95 | | \$183.00 |
| Double Doors | | | | | | |
| 4/0 x 6/8 | --- | --- | \$2,115.00 | \$2,115.00 | | \$343.52 |
| 5/0 x 6/8 | --- | --- | \$2,223.99 | \$2,228.37 | | \$346.32 |
| 5/4 x 6/8 | --- | --- | \$2,255.10 | \$2,259.48 | | \$346.32 |
| 6/0 x 6/8 | --- | --- | \$2,363.01 | \$2,367.39 | | \$346.32 |
| HINGE COLOR OPTIONS (Std is US3/4 Brighter [Satin Brass]) Color Options: Bright Brass, Dull Chrome, Antique Brass, Antique Nickel, Satin Nickel, Oil Rubbed Bronze | | | | DOUBLE DOOR OPTIONS | | |
| | | | | Std BB Hdwe, Poplar Astragal | ADD | |
| | | | | 1-3/8" Ball Catches (pair): | \$45.60 | |
| | | | | Concealed Magnetic Catches (pr): | \$97.78 | |
| | | | | T-Astragal & 2 flush bolts: | \$304.88 | |
| Single Prehung Doors | | | ADD: | \$2.01 | T-Astragal & 1 flush bolt: | |
| Double Prehung Doors | | | ADD: | \$4.02 | Strike & Flush Bolt Color Options: | |

*** 5 Day Quickship. Add one week for pre-finishing. ***


PRIMED MDF LITED DOORS

Standard Hinge: 3-1/2" Ball Bearing, US3/4 Brighter

See Our Wide Selection of Finish Options on Catalog Pages IM-U-2-3.

NOTE: Custom Color Pricing add 15% to the Core Pref. Add On below.

Door Slabs & Prehung Doors - 6'8"

| | | | | | | |
|---|--|------------------------------|---|----------------------------------|------------------------------------|------------------------------|
|  | 1-3/8" FULL LITE DOORS w/APPLIED 6-LITE 806C 1-1/8" SDL | | | | | |
| | DOOR SLABS | | PREHUNG DOORS w/Primed Pine Jambs & Colonial or Square Stops. (Casing NOT included.) | | | |
| | Raw | Core Pref. Add-On | 4-9/16" Jamb Raw | 4-13/16" Jamb Raw | | Core Pref. Add-On |
| CLEAR | | | | | | |
| Single Doors | | | | | | |
| 2/0 x 6/8 | \$512.37 | \$159.11 | \$632.90 | \$636.56 | | \$183.00 |
| 2/6 x 6/8 | \$542.94 | \$159.11 | \$663.47 | \$667.13 | | \$183.00 |
| 2/8 x 6/8 | \$557.22 | \$159.11 | \$677.75 | \$681.41 | | \$183.00 |
| 3/0 x 6/8 | \$573.53 | \$159.11 | \$694.05 | \$697.71 | | \$183.00 |
| Double Doors | | | | | | |
| 4/0 x 6/8 | --- | --- | \$1,190.22 | \$1,190.22 | | \$343.52 |
| 5/0 x 6/8 | --- | --- | \$1,251.36 | \$1,255.74 | | \$346.32 |
| 5/4 x 6/8 | --- | --- | \$1,279.92 | \$1,284.30 | | \$346.32 |
| 6/0 x 6/8 | --- | --- | \$1,312.53 | \$1,316.91 | | \$346.32 |
| FROSTED | | | | | | |
| Single Doors | | | | | | |
| 2/0 x 6/8 | \$555.18 | \$159.11 | \$675.71 | \$679.37 | | \$183.00 |
| 2/6 x 6/8 | \$588.81 | \$159.11 | \$709.34 | \$713.00 | | \$183.00 |
| 2/8 x 6/8 | \$600.02 | \$159.11 | \$720.54 | \$724.20 | | \$183.00 |
| 3/0 x 6/8 | \$620.40 | \$159.11 | \$740.93 | \$744.59 | | \$183.00 |
| Double Doors | | | | | | |
| 4/0 x 6/8 | --- | --- | \$1,275.84 | \$1,275.84 | | \$343.52 |
| 5/0 x 6/8 | --- | --- | \$1,343.10 | \$1,347.48 | | \$346.32 |
| 5/4 x 6/8 | --- | --- | \$1,365.51 | \$1,369.89 | | \$346.32 |
| 6/0 x 6/8 | --- | --- | \$1,406.28 | \$1,410.66 | | \$346.32 |
| RAIN | | | | | | |
| Single Doors | | | | | | |
| 2/0 x 6/8 | \$930.74 | \$159.11 | \$1,051.26 | \$1,054.92 | | \$183.00 |
| 2/6 x 6/8 | \$1,008.03 | \$159.11 | \$1,128.56 | \$1,132.22 | | \$183.00 |
| 2/8 x 6/8 | \$1,023.18 | \$159.11 | \$1,143.71 | \$1,147.37 | | \$183.00 |
| 3/0 x 6/8 | \$1,043.97 | \$159.11 | \$1,164.50 | \$1,168.16 | | \$183.00 |
| Double Doors | | | | | | |
| 4/0 x 6/8 | --- | --- | \$2,026.95 | \$2,026.95 | | \$343.52 |
| 5/0 x 6/8 | --- | --- | \$2,181.54 | \$2,185.92 | | \$346.32 |
| 5/4 x 6/8 | --- | --- | \$2,211.84 | \$2,216.22 | | \$346.32 |
| 6/0 x 6/8 | --- | --- | \$2,253.42 | \$2,257.80 | | \$346.32 |
| REDEED | | | | | | |
| Single Doors | | | | | | |
| 2/0 x 6/8 | \$986.94 | \$159.11 | \$1,107.47 | \$1,111.13 | | \$183.00 |
| 2/6 x 6/8 | \$1,041.44 | \$159.11 | \$1,161.96 | \$1,165.62 | | \$183.00 |
| 2/8 x 6/8 | \$1,056.99 | \$159.11 | \$1,177.52 | \$1,181.18 | | \$183.00 |
| 3/0 x 6/8 | \$1,110.95 | \$159.11 | \$1,231.47 | \$1,235.13 | | \$183.00 |
| Double Doors | | | | | | |
| 4/0 x 6/8 | --- | --- | \$2,139.36 | \$2,139.36 | | \$343.52 |
| 5/0 x 6/8 | --- | --- | \$2,248.35 | \$2,252.73 | | \$346.32 |
| 5/4 x 6/8 | --- | --- | \$2,279.46 | \$2,283.84 | | \$346.32 |
| 6/0 x 6/8 | --- | --- | \$2,387.37 | \$2,391.75 | | \$346.32 |
| HINGE COLOR OPTIONS (Std is US3/4 Brighter [Satin Brass]) Color Options: Bright Brass, Dull Chrome, Antique Brass, Antique Nickel, Satin Nickel, Oil Rubbed Bronze | | | | DOUBLE DOOR OPTIONS | | |
| | | | | Std BB Hdwe, Poplar Astragal | ADD | |
| | | | | 1-3/8" Ball Catches (pair): | \$45.60 | |
| | | | | Concealed Magnetic Catches (pr): | \$97.78 | |
| | | | | T-Astragal & 2 flush bolts: | \$304.88 | |
| Single Prehung Doors | | | ADD: | \$2.01 | T-Astragal & 1 flush bolt: | |
| Double Prehung Doors | | | ADD: | \$4.02 | Strike & Flush Bolt Color Options: | |

*** 5 Day Quickship. Add one week for pre-finishing. ***

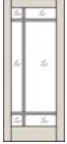
PRIMED MDF LITED DOORS

Standard Hinge: 3-1/2" Ball Bearing, US3/4 Brighter

See Our Wide Selection of Finish Options on Catalog Pages IM-U-2-3.

NOTE: Custom Color Pricing add 15% to the Core Pref. Add On below.

Door Slabs & Prehung Doors - 6'8"

|  | 1-3/8" FULL LITE DOORS w/APPLIED 6-LITE 806C-OS 1-1/8" SDL | | | | | |
|---|--|----------------------|--|----------------------|------------------------------------|----------------------|
| | DOOR SLABS | | PREHUNG DOORS w/Primed Pine Jambs & Colonial or Square Stops. (Casing NOT included.) | | | |
| | Raw | Core Pref. Add-On | 4-9/16" Jamb Raw | 4-13/16" Jamb Raw | | Core Pref. Add-On |
| CLEAR | | | | | | |
| Single Doors | | | | | | |
| 2/0 x 6/8 | \$512.37 | \$159.11 | \$632.90 | \$636.56 | | \$183.00 |
| 2/6 x 6/8 | \$542.94 | \$159.11 | \$663.47 | \$667.13 | | \$183.00 |
| 2/8 x 6/8 | \$557.22 | \$159.11 | \$677.75 | \$681.41 | | \$183.00 |
| 3/0 x 6/8 | \$573.53 | \$159.11 | \$694.05 | \$697.71 | | \$183.00 |
| Double Doors | | | | | | |
| 4/0 x 6/8 | --- | --- | \$1,190.22 | \$1,190.22 | | \$343.52 |
| 5/0 x 6/8 | --- | --- | \$1,251.36 | \$1,255.74 | | \$346.32 |
| 5/4 x 6/8 | --- | --- | \$1,279.92 | \$1,284.30 | | \$346.32 |
| 6/0 x 6/8 | --- | --- | \$1,312.53 | \$1,316.91 | | \$346.32 |
| FROSTED | | | | | | |
| Single Doors | | | | | | |
| 2/0 x 6/8 | \$555.18 | \$159.11 | \$675.71 | \$679.37 | | \$183.00 |
| 2/6 x 6/8 | \$588.81 | \$159.11 | \$709.34 | \$713.00 | | \$183.00 |
| 2/8 x 6/8 | \$600.02 | \$159.11 | \$720.54 | \$724.20 | | \$183.00 |
| 3/0 x 6/8 | \$620.40 | \$159.11 | \$740.93 | \$744.59 | | \$183.00 |
| Double Doors | | | | | | |
| 4/0 x 6/8 | --- | --- | \$1,275.84 | \$1,275.84 | | \$343.52 |
| 5/0 x 6/8 | --- | --- | \$1,343.10 | \$1,347.48 | | \$346.32 |
| 5/4 x 6/8 | --- | --- | \$1,365.51 | \$1,369.89 | | \$346.32 |
| 6/0 x 6/8 | --- | --- | \$1,406.28 | \$1,410.66 | | \$346.32 |
| RAIN | | | | | | |
| Single Doors | | | | | | |
| 2/0 x 6/8 | \$930.74 | \$159.11 | \$1,051.26 | \$1,054.92 | | \$183.00 |
| 2/6 x 6/8 | \$1,008.03 | \$159.11 | \$1,128.56 | \$1,132.22 | | \$183.00 |
| 2/8 x 6/8 | \$1,023.18 | \$159.11 | \$1,143.71 | \$1,147.37 | | \$183.00 |
| 3/0 x 6/8 | \$1,043.97 | \$159.11 | \$1,164.50 | \$1,168.16 | | \$183.00 |
| Double Doors | | | | | | |
| 4/0 x 6/8 | --- | --- | \$2,026.95 | \$2,026.95 | | \$343.52 |
| 5/0 x 6/8 | --- | --- | \$2,181.54 | \$2,185.92 | | \$346.32 |
| 5/4 x 6/8 | --- | --- | \$2,211.84 | \$2,216.22 | | \$346.32 |
| 6/0 x 6/8 | --- | --- | \$2,253.42 | \$2,257.80 | | \$346.32 |
| REDEED | | | | | | |
| Single Doors | | | | | | |
| 2/0 x 6/8 | \$986.94 | \$159.11 | \$1,107.47 | \$1,111.13 | | \$183.00 |
| 2/6 x 6/8 | \$1,041.44 | \$159.11 | \$1,161.96 | \$1,165.62 | | \$183.00 |
| 2/8 x 6/8 | \$1,056.99 | \$159.11 | \$1,177.52 | \$1,181.18 | | \$183.00 |
| 3/0 x 6/8 | \$1,110.95 | \$159.11 | \$1,231.47 | \$1,235.13 | | \$183.00 |
| Double Doors | | | | | | |
| 4/0 x 6/8 | --- | --- | \$2,139.36 | \$2,139.36 | | \$343.52 |
| 5/0 x 6/8 | --- | --- | \$2,248.35 | \$2,252.73 | | \$346.32 |
| 5/4 x 6/8 | --- | --- | \$2,279.46 | \$2,283.84 | | \$346.32 |
| 6/0 x 6/8 | --- | --- | \$2,387.37 | \$2,391.75 | | \$346.32 |
| HINGE COLOR OPTIONS (Std is US3/4 Brighter [Satin Brass]) Color Options: Bright Brass, Dull Chrome, Antique Brass, Antique Nickel, Satin Nickel, Oil Rubbed Bronze | | | | | DOUBLE DOOR OPTIONS | |
| | | | | | Std BB Hdwe, Poplar Astragal | ADD |
| | | | | | 1-3/8" Ball Catches (pair): | \$45.60 |
| | | | | | Concealed Magnetic Catches (pr): | \$97.78 |
| | | | | | T-Astragal & 2 flush bolts: | \$304.88 |
| Single Prehung Doors | | | ADD: | \$2.01 | T-Astragal & 1 flush bolt: | \$238.57 |
| Double Prehung Doors | | | ADD: | \$4.02 | Strike & Flush Bolt Color Options: | |

*** 5 Day Quickship. Add one week for pre-finishing. ***

THIS PAGE LEFT BLANK

*Quick Ship—Badger Three to Four Week Ship Program. Add one Week for Pre-finishing.

FACTORY FINISHED HARDBOARD INTERIOR DOORS

| Description | Badger Door Code | Page |
|----------------------------|------------------|--------|
| Chesapeake Oak | | |
| Hollow Core Flush (1-3/8") | (CPSH) | IM-L-2 |
| Solid Core Flush (1-3/4") | (CPSS) | IM-L-3 |



Prices and specifications are subject to change without notice.



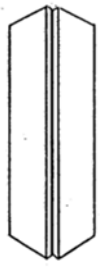
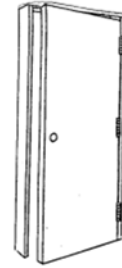
CHESAPEAKE OAK DOORS

1-3/8" Hollow Core Flush—Factory Finished Hardboard

Standard Hinge: 3-1/2" Plain Bearing, US3/4 Brighter

FINISH OPTIONS

FACTORY FINISH: CHESAPEAKE OAK



CPSH (6'8")

CPBH (6'8")

| | DOOR SLABS | | PREHUNG DOORS (Must specify handing) w/Chesapeake Oak Veneer Jambs & Colonial Stops. (Casing NOT included.) | | | |
|--|-------------|----------------------|---|----------------------|---|----------|
| | Raw | Core Pref. Add-On | 4-9/16" Jamb Raw | 4-13/16" Jamb Raw | Core Pref. Add-On | |
| Single Doors | | | | | | |
| 1/0 x 6/8 | *Quick Ship | | | | | |
| 1/2 x 6/8 | *Quick Ship | | | | | |
| 1/4 x 6/8 | *Quick Ship | | | | | |
| 1/6 x 6/8 | \$149.51 | n/a | \$247.38 | \$254.99 | n/a | |
| 1/8 x 6/8 | *Quick Ship | | | | | |
| 1/10 x 6/8 | *Quick Ship | | | | | |
| 2/0 x 6/8 | \$149.51 | n/a | \$247.38 | \$254.99 | n/a | |
| 2/2 x 6/8 | *Quick Ship | | | | | |
| 2/4 x 6/8 | \$159.21 | n/a | \$257.09 | \$264.69 | n/a | |
| 2/6 x 6/8 | \$159.21 | n/a | \$257.09 | \$264.69 | n/a | |
| 2/8 x 6/8 | \$167.45 | n/a | \$265.32 | \$272.93 | n/a | |
| 2/10 x 6/8 | *Quick Ship | | | | | |
| 3/0 x 6/8 | \$176.16 | n/a | \$274.04 | \$281.64 | n/a | |
| 3/6 x 6/8 | *Quick Ship | | | | | |
| Double Doors | | | | | | |
| 3/0 x 6/8 | --- | --- | \$427.25 | \$434.85 | n/a | |
| 4/0 x 6/8 | --- | --- | \$437.81 | \$446.94 | n/a | |
| 5/0 x 6/8 | --- | --- | \$457.22 | \$466.35 | n/a | |
| 5/4 x 6/8 | --- | --- | \$473.69 | \$482.82 | n/a | |
| 6/0 x 6/8 | --- | --- | \$491.12 | \$500.25 | n/a | |
| Bifold Doors (w/Hdwe - 1825 track for panels to 50 lbs.) | | | | | | |
| 2/0 x 6/8 | \$204.83 | n/a | \$257.63 | \$265.23 | n/a | |
| 2/6 x 6/8 | \$217.50 | n/a | \$270.30 | \$277.91 | n/a | |
| 2/8 x 6/8 | *Quick Ship | | | | | |
| 3/0 x 6/8 | \$235.22 | n/a | \$288.02 | \$295.62 | n/a | |
| Bifold Double Doors | | | | | | |
| 4/0 x 6/8 | \$408.80 | n/a | \$472.16 | \$481.29 | n/a | |
| 5/0 x 6/8 | \$434.99 | n/a | \$498.35 | \$507.48 | n/a | |
| 5/4 x 6/8 | *Quick Ship | | | | | |
| 6/0 x 6/8 | \$470.76 | n/a | \$534.12 | \$543.26 | n/a | |
| HINGE COLOR OPTIONS (Std is US3/4 Brighter [Satin Brass]) [Hinge options are not available for bifold doors] Color Options: Bright Brass, Dull Chrome, Antique Brass, Antique Nickel, Satin Nickel, Oil Rubbed Bronze | | | DOUBLE DOOR OPTIONS | | | |
| | | | Std BB Hdwe, PF Oak Astragal | | ADD | |
| | | | 1-3/8" Ball Catches (pair): | | \$45.60 | |
| | | | Concealed Magnetic Catches (pr): | | \$97.78 | |
| | | | T-Astragal & 2 flush bolts: | | \$272.34 | |
| Single Prehung Doors | | ADD: | -\$1.32 | | T-Astragal & 1 flush bolt: | \$206.03 |
| Double Prehung Doors | | ADD: | -\$2.64 | | Strike & Flush Bolt Color Options: SC. AB. SN. AN. ORB | |

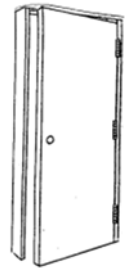
*Quick Ship - Badger Three to Four Week Ship Program. Add One Week for Pre-finishing.

CHESAPEAKE OAK DOORS
1-3/4" Solid Core Flush—Factory Finished Hardboard

Standard Hinge: Res. 4" Ball Bearing, 5/8" RC, Antique Brass

FINISH OPTIONS

FACTORY FINISH: CHESAPEAKE OAK



CPSS

| | DOOR SLABS | | PREHUNG DOORS (Must specify handing) w/Chesapeake Oak Veneer Jambs & Colonial Stops. (Casing NOT included.) | | |
|---|------------|----------------------|---|----------------------|---|
| | Raw | Core Pref. Add-On | 4-9/16" Jamb Raw | 4-13/16" Jamb Raw | Core Pref. Add-On |
| Single Doors | | | | | |
| 1/6 x 6/8 | | | *Quick Ship | | |
| 2/0 x 6/8 | | | *Quick Ship | | |
| 2/6 x 6/8 | | | *Quick Ship | | |
| 2/8 x 6/8 | | | *Quick Ship | | |
| 3/0 x 6/8 | \$352.34 | n/a | \$495.21 | \$502.82 | n/a |
| Double Doors | | | | | |
| 3/0 x 6/8 | | | *Quick Ship | | |
| 4/0 x 6/8 | | | *Quick Ship | | |
| 5/0 x 6/8 | | | *Quick Ship | | |
| 5/4 x 6/8 | | | *Quick Ship | | |
| 6/0 x 6/8 | --- | --- | \$933.47 | \$942.60 | n/a |
| HINGE COLOR OPTIONS (Std is Antique Brass) [Hinge options are not available for bifold doors] Color Options: Dull Brass, Dull Chrome, Satin Nickel | | | DOUBLE DOOR OPTIONS | | |
| | | | Std BB Hdwe, PF Oak Astragal | | ADD |
| | | | 1-3/8" Ball Catches (pair): | | \$45.60 |
| | | | Concealed Magnetic Catches (pr): | | \$97.78 |
| | | | T-Astragal & 2 flush bolts: | | \$341.06 |
| Single Prehung Doors | | | ADD: | TBD | T-Astragal & 1 flush bolt: \$274.75 |
| Double Prehung Doors | | | ADD: | TBD | Strike & Flush Bolt Color Options: SC, AB, SN, AN, ORB |

*Quick Ship - Badger Three to Four Week Ship Program. Add One Week for Pre-finishing.

THIS PAGE LEFT BLANK

*Quick Ship - Badger Three to Four Week Ship Program. Add One Week for Pre-finishing.

FIRE RATED INTERIOR DOORS

| Description | Page |
|-----------------------------|--------|
| Fire Rated Doors | |
| Flush | IM-M-2 |
| Raised Molded Panels | IM-M-2 |
| SC Panel Doors | IM-M-3 |
| Labels—Fire Rated | IM-M-3 |
| Redi Frames | IM-M-4 |
| Fire Rated Door Accessories | IM-M-4 |

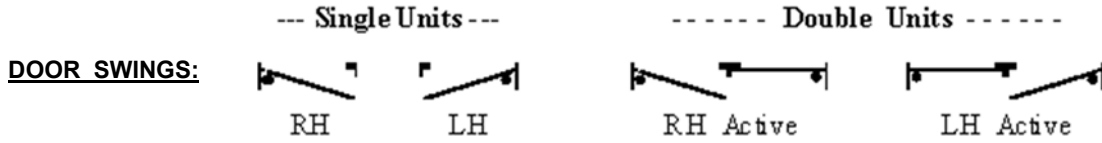


Prices and specifications are subject to change without notice.

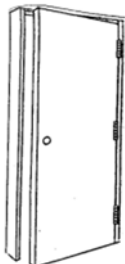
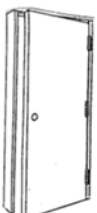
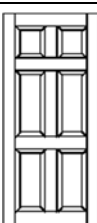


FIRE RATED 1-3/4" SOLID CORE DOOR SLABS
(Door slabs will not be sold without fire rated label or machining.)

See Our Wide Selection of Finish Options on Catalog Pages IM-U-2-3.




Architectural Doors Available - - - - Call for Quote!!

| | | | Oak Flush | Birch Flush | Call Badger's Millwork Office for Pricing |
|---|----------------|-------------|-----------|-------------|--|
|  | Door Size | Fire Rating | Prod.# | Prod.# | |
| | 2/6 x 6/8 | 20 Minute | OSS206 | BSS206 | |
| | 2/8 x 6/8 | | OSS208 | BSS208 | |
| | 3/0 x 6/8 | | OSS300 | BSS300 | |
| | 2/8 x 7/0 | | --- | BSV208 | |
| | 3/0 x 7/0 | | OSV300 | BSV300 | |
| | 3/0 x 6/7-1/2 | 60 Minute | --- | --- | |
| | 3/0 x 6/11-1/4 | | --- | --- | |
| | 3/0 x 6/7-1/2 | 90 Minute | --- | --- | |
| | 3/0 x 6/11-1/4 | | --- | --- | |
| Chesapeake Oak Flush (Factory Finished) | | | | | Call Badger's Millwork Office for Pricing |
|  | Door Size | Fire Rating | Prod.# | | |
| | 2/8 x 6/8 | 20 Minute | --- | | |
| | 3/0 x 6/8 | | CPSS300 | | |
| | 2/8 x 6/7-1/2 | 60 Minute | --- | | |
| | 3/0 x 6/7-1/2 | | --- | | |
| Mesa 6-Panel (Factory Finished) | | | | | Call Badger's Millwork Office for Pricing |
|  | Door Size | Fire Rating | Prod.# | | |
| | 2/8 x 6/8 | 20 Minute | JSY208 | | |
| | 3/0 x 6/8 | | JSY300 | | |
| | 2/8 x 6/7-1/2 | 60 Minute | --- | | |
| | 3/0 x 6/7-1/2 | | --- | | |

See the Commercial Millwork, Section Z, for Fire Rated accessories.

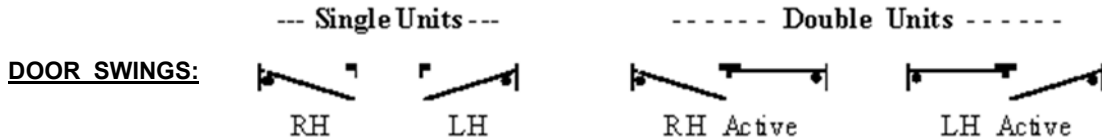
FIRE RATED 1-3/4" PANEL DOORS
(Door slabs will not be sold without fire rated label or machining.)

See Our Wide Selection of Finish Options on Catalog Pages IM-U-2-3.



Available in various species and styles.

Call Badger's Millwork office for pricing.



| 20 MIN FIRE RATED OAK JAMBS | Size |
|--------------------------------|----------|
| 4-13/16" RABBETED SOLID OAK | 3/0x7/0 |
| 5-1/4" RABBETED SOLID OAK | 3/0x7/0 |
| 6-9/16" RABBETED SOLID OAK | 3/0x7/0 |
| FIRE RATED LABELS | |
| 20 Minute (Standard doors) | ID20MIN |
| 45 Minute (Standard doors) | ID45MIN |
| 60 Minute (Standard doors) | ID60MIN |
| 90 Minute (Standard doors) | ID90MIN |
| 20 Minute (Standard Wood Jamb) | IDJ20MIN |

See the Commercial Millwork, Section Z, for Fire Rated accessories.

THIS PAGE LEFT BLANK.

MIRRORED CLOSET INTERIOR DOORS




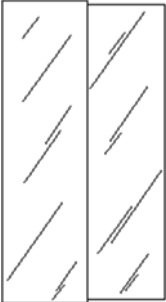
Prices and specifications are subject to change without notice.

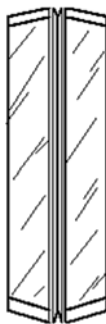


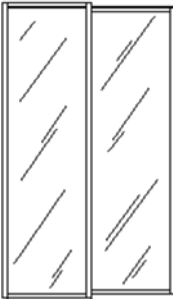
*Quick Ship - Badger Three to Four Week Ship Program. Add One Week for Pre-finishing.

MIRRORED CLOSET DOORS

| Mirrored Pencil Edged Bifold | | | |
|---|------------|------|---|
|  | Prod. # | Size | Per Each |
| | MIBFP200** | 2'0" | Call Your Badger Sales Rep for Pricing |
| | MIBFP206** | 2'6" | |
| | MIBFP300** | 3'0" | |
| | MIBFP400** | 4'0" | |
| | MIBFP500** | 5'0" | |
| | MIBFP600** | 6'0" | |
| Model: 4002M | | | |

| Mirrored Pencil Edged Bypass | | | |
|--|------------|------|---|
|  | Prod. # | Size | Per Each |
| | ---- | 2'0" | Call Your Badger Sales Rep for Pricing |
| | ---- | 2'6" | |
| | ---- | 3'0" | |
| | MIBPP400** | 4'0" | |
| | MIBPP500** | 5'0" | |
| | MIBPP600** | 6'0" | |
| Model: 2004M | | | |

| Framed Mirrored Bifold | | | |
|--|------------|------|---|
|  | Prod. # | Size | Per Each |
| | MIBFF200** | 2'0" | Call Your Badger Sales Rep for Pricing |
| | MIBFF206** | 2'6" | |
| | MIBFF300** | 3'0" | |
| | MIBFF400** | 4'0" | |
| | MIBFF500** | 5'0" | |
| | MIBFF600** | 6'0" | |
| Model: 4001M | | | |

| Framed Mirrored Bypass | | | |
|---|------------|------|---|
|  | Prod. # | Size | Per Each |
| | ---- | 2'0" | Call Your Badger Sales Rep for Pricing |
| | ---- | 2'6" | |
| | ---- | 3'0" | |
| | MIBPF400** | 4'0" | |
| | MIBPF500** | 5'0" | |
| | MIBPF600** | 6'0" | |
| Model: 2001M | | | |

****Standard frame colors: Bright White (**BW), Satin Gold (**SG),
Bright Gold (**BG) or Arctic Silver (**AS).**

Units consist of 3-4 mm insert safety backed mirror panels with respective hardware.

One piece top "J" track with anti-jump bottom rollers on bypass doors.

Call Badger's office for pricing.

10-Year Warranty.

***Quick Ship - Badger Three to Four Week Ship Program. Add One Week for Pre-finishing.**

INTERIOR JAMBS

| SPECIES | PAGE |
|-----------------------------|----------|
| Oak | |
| Veneer | IM-O-2 |
| Veneer Edged | IM-O-3 |
| Solid | IM-O-4,5 |
| Lumber Core | IM-O-5 |
| Maple | |
| Veneer | IM-O-6 |
| Lumber Core | IM-O-7 |
| Veneer Edged | IM-O-7 |
| Solid | IM-O-8 |
| Pine | |
| Veneer | IM-O-9 |
| Lumber Core | IM-O-10 |
| Solid | IM-O-10 |
| Primed | IM-O-11 |
| Primed Veneer | IM-O-11 |
| Knotty Pine | |
| Solid | IM-O-12 |
| Poplar | |
| Lumber Core | IM-O-13 |
| Solid | IM-O-13 |
| Veneer | IM-O-13 |
| Primed | IM-O-14 |
| Cherry | |
| Veneer | IM-O-15 |
| Knotty Alder / Alder | |
| Solid | IM-O-16 |
| Veneer | IM-O-16 |
| Hickory | |
| Veneer | IM-O-17 |
| Solid | IM-O-17 |
| Birch | |
| Veneer | IM-O-17 |
| Lauan | |
| Veneer | IM-O-18 |
| Chesapeake Oak | IM-O-18 |
| Albany Maple | IM-O-18 |

Prices and specifications are subject to change without notice.

INTERIOR JAMBS

See Our Wide Selection of Finish Options on Catalog Pages IM-U-2-3.

| OAK VENEER | | | | |
|----------------------------|-----|--------------------|-------------|-------------|
| Size | | Prod. # | Raw | Core Pref. |
| 4-9/16" OAK VENEER | | | | |
| Side | 6/8 | JB1-1203 | \$19.27 | \$29.11 |
| | 7/0 | JB1-1004 | \$19.62 | \$29.46 |
| | 8/0 | JB1-1007 | \$23.26 | \$34.51 |
| 6/8 Sets | 3/0 | (1/0 to 3/0 doors) | JB1-1230 | \$48.17 |
| | 4/0 | (4/0 doors) | JB1-1240 | \$57.81 |
| | 6/0 | (5/0 to 6/0 doors) | JB1-1260 | \$57.81 |
| 7/0 Sets | 3/0 | (1/0 to 3/0 doors) | JB1-1037 | \$49.05 |
| | 4/0 | (4/0 doors) | JB1-1047 | \$58.86 |
| | 6/0 | (5/0 to 6/0 doors) | JB1-1067 | \$58.86 |
| 8/0 Sets | 3/0 | (1/0 to 3/0 doors) | JB1-1038 | \$69.79 |
| | 4/0 | (4/0 doors) | JB1-1048 | \$69.79 |
| | 6/0 | (5/0 to 6/0 doors) | JB1-1068 | \$69.79 |
| 4-11/16" OAK VENEER | | | | |
| Side | 6/8 | JB1-1303 | \$21.69 | \$31.52 |
| 6/8 Sets | 3/0 | (1/0 to 3/0 doors) | JB1-1330 | \$54.21 |
| | 4/0 | (4/0 doors) | JB1-1340 | \$65.06 |
| | 6/0 | (5/0 to 6/0 doors) | JB1-1360 | \$65.06 |
| 4-13/16" OAK VENEER | | | | |
| Side | 6/8 | JB1-3003 | \$23.75 | \$33.59 |
| | 7/0 | JB1-3004 | *Quick Ship | |
| 6/8 Sets | 3/0 | (1/0 to 3/0 doors) | JB1-3030 | \$59.38 |
| | 4/0 | (4/0 doors) | JB1-3040 | \$71.26 |
| | 6/0 | (5/0 to 6/0 doors) | JB1-3060 | \$71.26 |
| 7/0 Sets | 3/0 | (1/0 to 3/0 doors) | JB1-3037 | *Quick Ship |
| | 4/0 | (4/0 doors) | JB1-3047 | *Quick Ship |
| | 6/0 | (5/0 to 6/0 doors) | JB1-3067 | *Quick Ship |
| 5-1/4" OAK VENEER | | | | |
| Side | 6/8 | JB1-4003 | \$25.61 | \$35.45 |
| 6/8 Sets | 3/0 | (1/0 to 3/0 doors) | JB1-4030 | \$64.02 |
| | 4/0 | (4/0 doors) | JB1-4040 | \$76.83 |
| | 6/0 | (5/0 to 6/0 doors) | JB1-4060 | \$76.83 |
| 6-9/16" OAK VENEER | | | | |
| Side | 6/8 | JB1-5003 | \$37.42 | \$47.25 |
| 6/8 Sets | 3/0 | (1/0 to 3/0 doors) | JB1-5030 | \$93.54 |
| | 4/0 | (4/0 doors) | JB1-5040 | \$112.25 |
| | 6/0 | (5/0 to 6/0 doors) | JB1-5060 | \$112.25 |

Quick Ship - Badger Three to Four Week Ship Program. Add One Week for Pre-finishing.

INTERIOR JAMBS

See Our Wide Selection of Finish Options on Catalog Pages IM-U-2-3.

| OAK VENEER EDGED | | | | | |
|---|--------------------|----------|----------|--|------------|
| 5-1/2" OAK VENEER EDGED - [Trimmable --- From 4-5/8" to 5-1/2"] | | | | | |
| Size | | Prod. # | | Raw | Core Pref. |
| Side | 7/0 | JB1-6104 | | \$43.90 | \$53.74 |
| Jamb Sets | | 6/8 Sets | 7/0 Sets | Raw | Core Pref. |
| 3/0 | (1/0 to 3/0 doors) | JB1-6130 | JB1-6137 | \$109.76 | \$133.65 |
| 4/0 | (4/0 doors) | JB1-6140 | JB1-6147 | \$131.71 | \$157.01 |
| 6/0 | (5/0 to 6/0 doors) | JB1-6160 | JB1-6167 | \$131.71 | \$159.82 |
| 7-1/2" OAK VENEER EDGED - [Trimmable --- From 5-1/2" to 7-1/2"] | | | | | |
| Side | 7/0 | JB1-6004 | | \$72.92 | \$82.76 |
| Jamb Sets | | 6/8 Sets | 7/0 Sets | Raw | Core Pref. |
| 3/0 | (1/0 to 3/0 doors) | JB1-6030 | JB1-6037 | \$182.30 | \$206.20 |
| 4/0 | (4/0 doors) | JB1-6040 | JB1-6047 | \$218.76 | \$244.07 |
| 6/0 | (5/0 to 6/0 doors) | JB1-6060 | JB1-6067 | \$218.76 | \$246.88 |
| OAK VENEER -- Non-Standard Size Jamb Sets >> For Prehung Doors Only << | | | | | |
| Size | | Prod. # | | CALL BADGER'S MILLWORK OFFICE FOR PRICING | |
| 1/0 to 3/0 | 2" to 4-1/2" | JB1-9800 | | | |
| | 4-5/8" to 4-7/8" | JB1-9801 | | | |
| | 4-15/16" to 5-1/2" | JB1-9802 | | | |
| | 5-9/16" to 7-1/2" | JB1-9803 | | | |
| | 7-9/16" to 9" | JB1-9804 | | | |
| 4/0 | 2" to 4-1/2" | JB1-9805 | | | |
| | 4-5/8" to 4-7/8" | JB1-9806 | | | |
| | 4-15/16" to 5-1/2" | JB1-9807 | | | |
| | 5-9/16" to 7-1/2" | JB1-9808 | | | |
| | 7-9/16" to 9" | JB1-9809 | | | |
| 5/0 to 6/0 | 2" to 4-1/2" | JB1-9810 | | | |
| | 4-5/8" to 4-7/8" | JB1-9811 | | | |
| | 4-15/16" to 5-1/2" | JB1-9812 | | | |
| | 5-9/16" to 7-1/2" | JB1-9813 | | | |
| | 7-9/16" to 9" | JB1-9814 | | | |

*Quick Ship - Badger Three to Four Week Ship Program. Add One Week for Pre-finishing.

INTERIOR JAMBS

See Our Wide Selection of Finish Options on Catalog Pages IM-U-2-3.

| OAK SOLID | | | | | |
|--------------------|--------------------|--------------------|----------|-------------|------------|
| Size | | | Prod. # | Raw | Core Pref. |
| 4-9/16" OAK SOLID | | | | | |
| Side | 7/0 | | JB1-2004 | \$70.69 | \$80.53 |
| Jamb Sets | | 6/8 Sets | 7/0 Sets | Raw | Core Pref. |
| 3/0 | (1/0 to 3/0 doors) | JB1-2030 | JB1-2037 | \$176.72 | \$200.62 |
| 4/0 | (4/0 doors) | JB1-2040 | JB1-2047 | \$212.07 | \$237.37 |
| 6/0 | (5/0 to 6/0 doors) | JB1-2060 | JB1-2067 | \$212.07 | \$240.18 |
| 4-13/16" OAK SOLID | | | Prod. # | Raw | Core Pref. |
| Side | 7/0 | | JB1-7004 | \$79.22 | \$89.06 |
| Jamb Sets | | 6/8 Sets | 7/0 Sets | Raw | Core Pref. |
| 3/0 | (1/0 to 3/0 doors) | JB1-7030 | JB1-7037 | \$198.06 | \$221.95 |
| 4/0 | (4/0 doors) | JB1-7040 | JB1-7047 | \$237.67 | \$262.97 |
| 6/0 | (5/0 to 6/0 doors) | JB1-7060 | JB1-7067 | \$237.67 | \$265.78 |
| 5-1/4" OAK SOLID | | | | | |
| Side | 7/0 | JB1-8004 | | \$86.27 | \$96.11 |
| Jamb Sets | | 6/8 Sets | 7/0 Sets | Raw | Core Pref. |
| 3/0 | (1/0 to 3/0 doors) | JB1-8030 | JB1-8037 | \$215.68 | \$239.57 |
| 4/0 | (4/0 doors) | JB1-8040 | JB1-8047 | \$258.81 | \$284.11 |
| 6/0 | (5/0 to 6/0 doors) | JB1-8060 | JB1-8067 | \$258.81 | \$286.92 |
| Size | | | Prod. # | Raw | Core Pref. |
| 6-9/16" OAK SOLID | | | | | |
| 6/8 Sets | Side | 7/0 | JB1-9004 | \$98.08 | \$107.92 |
| | 3/0 | (1/0 to 3/0 doors) | JB1-9030 | \$245.20 | \$269.09 |
| | 4/0 | (4/0 doors) | JB1-9040 | \$294.24 | \$319.54 |
| | 6/0 | (5/0 to 6/0 doors) | JB1-9060 | \$294.24 | \$322.35 |
| 7/0 Sets | 3/0 | (1/0 to 3/0 doors) | JB1-9037 | \$245.20 | \$269.09 |
| | 4/0 | (4/0 doors) | JB1-9047 | \$294.24 | \$319.54 |
| | 6/0 | (5/0 to 6/0 doors) | JB1-9067 | \$294.24 | \$322.35 |
| 8/0 Sets | 3/0 | (1/0 to 3/0 doors) | JB1-9038 | *Quick Ship | |
| | 4/0 | (4/0 doors) | JB1-9048 | *Quick Ship | |
| | 6/0 | (5/0 to 6/0 doors) | JB1-9068 | *Quick Ship | |

Quick Ship - Badger Three to Four Week Ship Program. Add One Week for Pre-finishing.

INTERIOR JAMBS

See Our Wide Selection of Finish Options on Catalog Pages IM-U-2-3.

| OAK SOLID -- Non-Standard Sized Jamb Sets >> For Prehung Doors Only << | | | | | |
|---|------------------|--------------------|----------|----------|--|
| Door Size | | Jamb Size | | Prod. # | CALL BADGER'S MILLWORK OFFICE FOR PRICING |
| 1/0 to 3/0 | 2" to 4-1/2" | | JB1-9815 | | |
| | 4-5/8" to 6-1/2" | | JB1-9816 | | |
| | 6-5/8" to 7-1/4" | | JB1-9818 | | |
| | 7-5/16" to 9" | | JB1-9819 | | |
| | 9" to 11-1/4" | | JB1-9830 | | |
| 4/0 | 2" to 4-1/2" | | JB1-9820 | | |
| | 4-5/8" to 6-1/2" | | JB1-9821 | | |
| | 6-5/8" to 7-1/4" | | JB1-9823 | | |
| | 7-5/16" to 9" | | JB1-9824 | | |
| | 9" to 11-1/4" | | JB1-9831 | | |
| 5/0 to 6/0 | 2" to 4-1/2" | | JB1-9825 | | |
| | 4-5/8" to 6-1/2" | | JB1-9826 | | |
| | 6-5/8" to 7-1/4" | | JB1-9828 | | |
| | 7-5/16" to 9" | | JB1-9829 | | |
| | 9" to 11-1/4" | | JB1-9832 | | |
| OAK LUMBER CORE | | | | | |
| Size | | | Prod. # | Raw | Core Pref. |
| 4-9/16" OAK LUMBER CORE | | | | | |
| Side | 6/8 | | JB1-1103 | \$30.32 | \$40.16 |
| 6/8 Sets | 3/0 | (1/0 to 3/0 doors) | JB1-1130 | \$75.81 | \$99.70 |
| | 4/0 | (4/0 doors) | JB1-1140 | \$90.97 | \$116.27 |
| | 6/0 | (5/0 to 6/0 doors) | JB1-1160 | \$90.97 | \$119.08 |
| 4-13/16" OAK LUMBER CORE | | | | | |
| Side | 6/8 | | JB1-3103 | \$33.49 | \$43.32 |
| 6/8 Sets | 3/0 | (1/0 to 3/0 doors) | JB1-3130 | \$83.71 | \$107.61 |
| | 4/0 | (4/0 doors) | JB1-3140 | \$100.46 | \$125.76 |
| | 6/0 | (5/0 to 6/0 doors) | JB1-3160 | \$100.46 | \$128.57 |

*Quick Ship - Badger Three to Four Week Ship Program. Add One Week for Pre-finishing.

INTERIOR JAMBS

See Our Wide Selection of Finish Options on Catalog Pages IM-U-2-3.

| MAPLE VENEER | | | | | |
|------------------------------|-----|--------------------|----------|---------|------------|
| Size | | | Prod. # | Raw | Core Pref. |
| 4-9/16" MAPLE VENEER | | | | | |
| Side | 6/8 | | JB2-1203 | \$19.97 | \$29.81 |
| | 7/0 | | JB2-1004 | \$22.81 | \$32.65 |
| | 8/0 | | JB2-1007 | \$25.92 | \$37.17 |
| 6/8 Sets | 3/0 | (1/0 to 3/0 doors) | JB2-1230 | \$49.92 | \$73.82 |
| | 4/0 | (4/0 doors) | JB2-1240 | \$59.91 | \$85.21 |
| | 6/0 | (5/0 to 6/0 doors) | JB2-1260 | \$59.91 | \$88.02 |
| 7/0 Sets | 3/0 | (1/0 to 3/0 doors) | JB2-1037 | \$57.02 | \$80.91 |
| | 4/0 | (4/0 doors) | JB2-1047 | \$68.42 | \$93.72 |
| | 6/0 | (5/0 to 6/0 doors) | JB2-1067 | \$68.42 | \$96.53 |
| 8/0 Sets | 3/0 | (1/0 to 3/0 doors) | JB2-1038 | \$64.81 | \$91.52 |
| | 4/0 | (4/0 doors) | JB2-1048 | \$64.81 | \$92.92 |
| | 6/0 | (5/0 to 6/0 doors) | JB2-1068 | \$77.77 | \$108.70 |
| 4-11/16" MAPLE VENEER | | | | | |
| Side | 6/8 | | JB2-1303 | \$23.79 | \$33.63 |
| 6/8 Sets | 3/0 | (1/0 to 3/0 doors) | JB2-1330 | \$59.47 | \$83.37 |
| | 4/0 | (4/0 doors) | JB2-1340 | \$71.36 | \$96.67 |
| | 6/0 | (5/0 to 6/0 doors) | JB2-1360 | \$71.36 | \$99.48 |
| 4-13/16" MAPLE VENEER | | | | | |
| Side | 6/8 | | JB2-3003 | \$24.17 | \$34.01 |
| 6/8 Sets | 3/0 | (1/0 to 3/0 doors) | JB2-3030 | \$60.43 | \$84.33 |
| | 4/0 | (4/0 doors) | JB2-3040 | \$72.52 | \$97.82 |
| | 6/0 | (5/0 to 6/0 doors) | JB2-3060 | \$72.52 | \$100.63 |
| 5-1/4" MAPLE VENEER | | | | | |
| Side | 6/8 | | JB2-4003 | \$23.89 | \$33.73 |
| 6/8 Sets | 3/0 | (1/0 to 3/0 doors) | JB2-4030 | \$59.73 | \$83.63 |
| | 4/0 | (4/0 doors) | JB2-4040 | \$71.68 | \$96.98 |
| | 6/0 | (5/0 to 6/0 doors) | JB2-4060 | \$71.68 | \$99.79 |
| 6-9/16" MAPLE VENEER | | | | | |
| Side | 6/8 | | JB2-5003 | \$29.87 | \$39.70 |
| 6/8 Sets | 3/0 | (1/0 to 3/0 doors) | JB2-5030 | \$74.66 | \$98.56 |
| | 4/0 | (4/0 doors) | JB2-5040 | \$89.60 | \$114.90 |
| | 6/0 | (5/0 to 6/0 doors) | JB2-5060 | \$89.60 | \$117.71 |

INTERIOR JAMBS

See Our Wide Selection of Finish Options on Catalog Pages IM-U-2-3.

| MAPLE VENEER EDGED | | | | | |
|--|------------------|--------------------|----------|--|------------|
| Size | | | Prod. # | Raw | Core Pref. |
| 5-1/2" MAPLE VENEER EDGED- [Trimmable --- From 4-7/8" to 5-1/2"] | | | | | |
| Side | 7/0 | | JB2-6104 | \$44.38 | \$54.22 |
| 7/0 Sets | 3/0 | (1/0 to 3/0 doors) | JB2-6130 | \$110.96 | \$134.86 |
| | 4/0 | (4/0 doors) | JB2-6140 | \$133.15 | \$158.46 |
| | 6/0 | (5/0 to 6/0 doors) | JB2-6160 | \$133.15 | \$161.27 |
| MAPLE VENEER -- Non-Standard Sized Jamb Sets >> For Prehung Doors Only << | | | | | |
| Door Size | Jamb Size | | Prod. # | CALL BADGER'S MILLWORK OFFICE FOR PRICING | |
| 1/0 to 3/0 | 2" to 4-1/2" | | JB2-9800 | | |
| | 4-5/8" to 6-1/2" | | JB2-9801 | | |
| | 6-5/8" to 7-1/4" | | JB2-9803 | | |
| | 7-3/8" to 9" | | JB2-9804 | | |
| 4/0 | 2" to 4-1/2" | | JB2-9805 | | |
| | 4-5/8" to 6-1/2" | | JB2-9806 | | |
| | 6-5/8" to 7-3/4" | | JB2-9808 | | |
| | 7-3/4" to 9" | | JB2-9809 | | |
| 5/0 to 6/0 | 2" to 4-1/2" | | JB2-9810 | | |
| | 4-5/8" to 6-1/2" | | JB2-9811 | | |
| | 6-5/8" to 7-3/4" | | JB2-9813 | | |
| MAPLE LUMBER CORE | | | | | |
| Size | | | Prod. # | Raw | Core Pref. |
| 4-9/16" MAPLE LUMBER CORE | | | | | |
| Side | 6/8 | | JB2-1103 | \$29.34 | \$39.17 |
| 6/8 Sets | 3/0 | (1/0 to 3/0 doors) | JB2-1130 | \$73.34 | \$97.24 |
| | 4/0 | (4/0 doors) | JB2-1140 | \$88.01 | \$113.31 |
| | 6/0 | (5/0 to 6/0 doors) | JB2-1160 | \$88.01 | \$116.12 |

*Quick Ship - Badger Three to Four Week Ship Program. Add One Week for Pre-finishing.

INTERIOR JAMBS

See Our Wide Selection of Finish Options on Catalog Pages IM-U-2-3.

| MAPLE SOLID | | | | | |
|---|------------------|--------------------|----------|--|------------|
| Size | | | Prod. # | Raw | Core Pref. |
| 4-9/16" MAPLE SOLID | | | | | |
| Side | 7/0 | | JB2-2004 | \$94.95 | \$104.78 |
| | 8/0 | | JB2-2007 | *Quick Ship | |
| 6/8 Sets | 3/0 | (1/0 to 3/0 doors) | JB2-2030 | \$237.37 | \$261.26 |
| | 4/0 | (4/0 doors) | JB2-2040 | \$284.84 | \$310.14 |
| | 6/0 | (5/0 to 6/0 doors) | JB2-2060 | \$284.84 | \$312.95 |
| 7/0 Sets | 3/0 | (1/0 to 3/0 doors) | JB2-2037 | \$237.37 | \$261.26 |
| | 4/0 | (4/0 doors) | JB2-2047 | \$284.84 | \$310.14 |
| | 6/0 | (5/0 to 6/0 doors) | JB2-2067 | \$284.84 | \$312.95 |
| 6-9/16" MAPLE SOLID | | | | | |
| | 8/0 | | JB2-9006 | \$148.80 | \$160.04 |
| 6/8 Sets | 3/0 | (1/0 to 3/0 doors) | JB2-9030 | \$371.99 | \$395.88 |
| | 4/0 | (4/0 doors) | JB2-9040 | \$446.39 | \$471.69 |
| | 6/0 | (5/0 to 6/0 doors) | JB2-9060 | \$446.39 | \$474.50 |
| 7/0 Sets | 3/0 | (1/0 to 3/0 doors) | JB2-9037 | \$371.99 | \$395.88 |
| | 4/0 | (4/0 doors) | JB2-9047 | \$446.39 | \$471.69 |
| | 6/0 | (5/0 to 6/0 doors) | JB2-9067 | \$446.39 | \$474.50 |
| 8/0 Sets | 3/0 | (1/0 to 3/0 doors) | JB2-9038 | \$371.99 | \$398.70 |
| | 4/0 | (4/0 doors) | JB2-9048 | \$446.39 | \$474.50 |
| | 6/0 | (5/0 to 6/0 doors) | JB2-9068 | \$446.39 | \$477.31 |
| MAPLE SOLID -- Non-Standard Sized Jamb Sets >> For Prehung Doors Only << | | | | | |
| Door Size | Jamb Size | | Prod. # | CALL BADGER'S MILLWORK OFFICE FOR PRICING | |
| 1/0 to 3/0 | 2" to 4-1/2" | | JB2-9815 | | |
| | 4-5/8" to 6-1/2" | | JB2-9816 | | |
| | 5-1/2" to 7-1/2" | | JB2-6030 | | |
| | 6-5/8" to 7-1/4" | | JB2-9818 | | |
| | 7-5/16" to 9" | | JB2-9819 | | |
| 4/0 | 2" to 4-1/2" | | JB2-9820 | | |
| | 4-5/8" to 6-1/2" | | JB2-9821 | | |
| | 5-1/2" to 7-1/2" | | JB2-6040 | | |
| | 6-5/8" to 7-1/4" | | JB2-9823 | | |
| | 7-5/16" to 9" | | JB2-9824 | | |
| 5/0 to 6/0 | 2" to 4-1/2" | | JB2-9825 | | |
| | 4-5/8" to 6-1/2" | | JB2-9826 | | |
| | 5-1/2" to 7-1/2" | | JB2-6060 | | |
| | 6-5/8" to 7-1/4" | | JB2-9828 | | |
| | 7-5/16" to 9" | | JB2-9829 | | |

Quick Ship - Badger Three to Four Week Ship Program. Add One Week for Pre-finishing.

INTERIOR JAMBS

See Our Wide Selection of Finish Options on Catalog Pages IM-U-2-3.

| PINE VENEER | | | | | |
|---|------------------|--------------------|------------------|--|------------|
| Size | | | Prod. # | Raw | Core Pref. |
| 4-9/16" PINE VENEER | | | | | |
| Side | 6/8 | | JB3-1003 | \$21.37 | \$31.21 |
| 6/8 Sets | 3/0 | (1/0 to 3/0 doors) | JB3-1030 | \$53.43 | \$77.32 |
| | 4/0 | (4/0 doors) | JB3-1040 | \$64.11 | \$89.41 |
| | 6/0 | (5/0 to 6/0 doors) | JB3-1060 | \$64.11 | \$92.22 |
| 4-13/16" PINE VENEER | | | | | |
| Side | 6/8 | | JB3-3003 | \$25.22 | \$35.06 |
| 6/8 Sets | 3/0 | (1/0 to 3/0 doors) | JB3-3030 | \$63.06 | \$86.96 |
| | 4/0 | (4/0 doors) | JB3-3040 | \$75.67 | \$100.97 |
| | 6/0 | (5/0 to 6/0 doors) | JB3-3060 | \$75.67 | \$103.79 |
| 5-1/4" PINE VENEER | | | | | |
| Side | 6/8 | | JB3-4003 | \$29.81 | \$39.65 |
| 6/8 Sets | 3/0 | (1/0 to 3/0 doors) | JB3-4030 | \$74.53 | \$98.43 |
| | 4/0 | (4/0 doors) | JB3-4040 | \$89.44 | \$114.74 |
| | 6/0 | (5/0 to 6/0 doors) | JB3-4060 | \$89.44 | \$117.55 |
| 6-9/16" PINE VENEER | | | | | |
| Side | 6/8 | | JB3-5003 | \$33.81 | \$43.65 |
| 6/8 Sets | 3/0 | (1/0 to 3/0 doors) | JB3-5030 | \$84.52 | \$108.41 |
| | 4/0 | (4/0 doors) | JB3-5040 | \$101.42 | \$126.72 |
| | 6/0 | (5/0 to 6/0 doors) | JB3-5060 | \$101.42 | \$129.53 |
| 7-1/2" PINE VENEER EDGED - [Trimmable --- From 5-1/2" to 7-1/2"] | | | | | |
| Side | 7/0 | | JB3-6004 | *Quick Ship | |
| 6/8 Sets | 3/0 | (1/0 to 3/0 doors) | JB3-6030 | *Quick Ship | |
| | 4/0 | (4/0 doors) | JB3-6040 | *Quick Ship | |
| | 6/0 | (5/0 to 6/0 doors) | JB3-6060 | *Quick Ship | |
| 7-1/2" PINE VENEER EDGED - [SPLIT --- From 7-1/2" to 9"] | | | | | |
| Side | 7/0 | | JB3-6004 | *Quick Ship | |
| 6/8 Sets | 3/0 | (1/0 to 3/0 doors) | JB3-7030 | *Quick Ship | |
| | 4/0 | (4/0 doors) | JB3-7040 | *Quick Ship | |
| | 6/0 | (5/0 to 6/0 doors) | JB3-7060 | *Quick Ship | |
| PINE VENEER -- Non-Standard Sized Jamb Sets >> For Prehung Doors Only << | | | | | |
| Door Size | Jamb Size | | Prod. # | CALL BADGER'S MILLWORK OFFICE FOR PRICING | |
| 1/0 to 3/0 | 2" to 4-1/2" | | JB3-9800 | | |
| | 4-5/8" to 6-1/2" | | JB3-9801 | | |
| | 6-5/8" to 7" | | JB3-9803 | | |
| | Over 7" | | Call for Pricing | | |
| 4/0 | 2" to 4-1/2" | | JB3-9805 | | |
| | 4-5/8" to 6-1/2" | | JB3-9806 | | |
| | 6-5/8" to 7" | | JB3-9808 | | |
| | Over 7" | | Call for Pricing | | |
| 5/0 to 6/0 | 2" to 4-1/2" | | JB3-9810 | | |
| | 4-5/8" to 6-1/2" | | JB3-9811 | | |
| | 6-5/8" to 7" | | JB3-9813 | | |
| | Over 7" | | Call for Pricing | | |

*Quick Ship - Badger Three to Four Week Ship Program. Add One Week for Pre-finishing.

INTERIOR JAMBS

See Our Wide Selection of Finish Options on Catalog Pages IM-U-2-3.

| PINE LUMBER CORE | | | | | |
|---|--------------------|--------------------|----------|--|------------|
| Size | | | Prod. # | Raw | Core Pref. |
| 4-9/16" PINE LUMBER CORE | | | | | |
| Side | 6/8 | | JB3-1103 | \$29.34 | \$39.17 |
| 6/8 Sets | 3/0 | (1/0 to 3/0 doors) | JB3-1130 | \$73.34 | \$97.24 |
| | 4/0 | (4/0 doors) | JB3-1140 | \$88.01 | \$113.31 |
| | 6/0 | (5/0 to 6/0 doors) | JB3-1160 | \$88.01 | \$116.12 |
| PINE SOLID | | | | | |
| Size | | Prod. # | | Raw | Core Pref. |
| 4-9/16" PINE SOLID | | | | | |
| Side | 7/0 | JB3-2004 | | \$41.71 | \$51.55 |
| Jamb Sets | | 6/8 Sets | 7/0 Sets | Raw | Core Pref. |
| 3/0 | (1/0 to 3/0 doors) | JB3-2030 | JB3-2037 | \$104.28 | \$128.18 |
| 4/0 | (4/0 doors) | JB3-2040 | JB3-2047 | \$125.13 | \$150.44 |
| 6/0 | (5/0 to 6/0 doors) | JB3-2060 | JB3-2067 | \$125.13 | \$153.25 |
| 6-9/16" PINE SOLID | | | | | |
| Side | 7/0 | JB3-9004 | | \$73.31 | \$83.15 |
| Jamb Sets | | 6/8 Sets | 7/0 Sets | Raw | Core Pref. |
| 3/0 | (1/0 to 3/0 doors) | JB3-9030 | JB3-9037 | \$183.27 | \$207.16 |
| 4/0 | (4/0 doors) | JB3-9040 | JB3-9047 | \$219.92 | \$245.22 |
| 6/0 | (5/0 to 6/0 doors) | JB3-9060 | JB3-9067 | \$219.92 | \$248.03 |
| NON-STANDARD SIZED JAMB SETS - PINE SOLID | | | | | |
| >> For Prehung Doors Only << | | | | | |
| Door Size | Jamb Size | | Prod. # | CALL BADGER'S MILLWORK OFFICE FOR PRICING | |
| 1/0 to 3/0 | 2" to 4-1/2" | | JB3-9815 | | |
| | 4-5/8" to 6-1/2" | | JB3-9816 | | |
| | 6-5/8" to 7" | | JB3-9818 | | |
| | Over 7" | | QUOTE | | |
| 4/0 | 2" to 4-1/2" | | JB3-9820 | | |
| | 4-5/8" to 6-1/2" | | JB3-9821 | | |
| | 6-5/8" to 7" | | JB3-9823 | | |
| | Over 7" | | QUOTE | | |
| 5/0 to 6/0 | 2" to 4-1/2" | | JB3-9825 | | |
| | 4-5/8" to 6-1/2" | | JB3-9826 | | |
| | 6-5/8" to 7" | | JB3-9828 | | |
| | Over 7" | | QUOTE | | |

INTERIOR JAMBS

See Our Wide Selection of Finish Options on Catalog Pages IM-U-2-3.

| PRIMED PINE | | | | | |
|------------------------|--------------------|----------|----------|----------|------------|
| Size | | Prod. # | | Raw | Core Pref. |
| 4-9/16" PRIMED PINE | | | | | |
| Side | 6/8 | JB3-1403 | | \$27.73 | \$37.57 |
| | 8/0 | JB3-1407 | | \$35.03 | \$46.28 |
| Jamb Sets | | 6/8 Sets | | Raw | Core Pref. |
| 3/0 | (1/0 to 3/0 doors) | JB3-1430 | | \$69.34 | \$93.23 |
| 4/0 | (4/0 doors) | JB3-1440 | | \$83.20 | \$108.51 |
| 6/0 | (5/0 to 6/0 doors) | JB3-1460 | | \$83.20 | \$111.32 |
| Jamb Sets | | 7/0 Sets | 8/0 Sets | Raw | Core Pref. |
| 3/0 | (1/0 to 3/0 doors) | JB3-1437 | JB3-1438 | \$87.58 | \$114.29 |
| 4/0 | (4/0 doors) | JB3-1447 | JB3-1448 | \$105.10 | \$133.21 |
| 6/0 | (5/0 to 6/0 doors) | JB3-1467 | JB3-1468 | \$105.10 | \$136.02 |
| 4-7/8" PRIMED PINE | | | | | |
| Side | 6/8 | JB3-3403 | | \$29.19 | \$39.03 |
| | 8/0 | JB3-3407 | | \$35.03 | \$46.28 |
| Jamb Sets | | 6/8 Sets | | Raw | Core Pref. |
| 3/0 | (1/0 to 3/0 doors) | JB3-3430 | | \$72.99 | \$96.88 |
| 4/0 | (4/0 doors) | JB3-3440 | | \$83.20 | \$108.51 |
| 6/0 | (5/0 to 6/0 doors) | JB3-3460 | | \$87.58 | \$115.70 |
| Jamb Sets | | 7/0 Sets | 8/0 Sets | Raw | Core Pref. |
| 3/0 | (1/0 to 3/0 doors) | JB3-3437 | JB3-3438 | \$87.58 | \$114.29 |
| 4/0 | (4/0 doors) | JB3-3447 | JB3-3448 | \$105.10 | \$133.21 |
| 6/0 | (5/0 to 6/0 doors) | JB3-3467 | JB3-3468 | \$105.10 | \$136.02 |
| 5-1/4" PRIMED PINE | | | | | |
| Side | 6/8 | | | \$30.65 | \$40.49 |
| Jamb Sets | | 6/8 Sets | | Raw | Core Pref. |
| 3/0 | (1/0 to 3/0 doors) | JB3-4430 | JB3-4430 | \$76.64 | \$101.94 |
| 4/0 | (4/0 doors) | JB3-4440 | JB3-4440 | \$91.96 | \$117.26 |
| 6/0 | (5/0 to 6/0 doors) | JB3-4460 | JB3-4460 | \$91.96 | \$120.08 |
| 6-9/16" PRIMED PINE | | | | | |
| Side | 6/8 | JB3-5403 | | \$40.87 | \$50.71 |
| Jamb Sets | | 6/8 Sets | | Raw | Core Pref. |
| 3/0 | (1/0 to 3/0 doors) | JB3-5430 | JB3-5430 | \$102.18 | \$126.08 |
| 4/0 | (4/0 doors) | JB3-5440 | JB3-5440 | \$122.62 | \$147.92 |
| 6/0 | (5/0 to 6/0 doors) | JB3-5460 | JB3-5460 | \$122.62 | \$150.73 |
| PRIMED VENEERED | | | | | |
| Size | | Prod. # | | Raw | Core Pref. |
| 4-9/16" PRIMED VENEER | | | | | |
| Side | 6/8 | JB3-1503 | | \$19.27 | \$20.67 |
| Jamb Sets | | 6/8 Sets | | Raw | Core Pref. |
| 3/0 | (1/0 to 3/0 doors) | JB3-1530 | | \$48.17 | \$107.91 |
| 4/0 | (4/0 doors) | JB3-1540 | | \$57.81 | \$133.71 |
| 6/0 | (5/0 to 6/0 doors) | JB3-1560 | | \$57.81 | \$142.14 |
| 4-13/16" PRIMED VENEER | | | | | |
| Side | | JB3-1703 | | \$18.67 | \$20.08 |
| Jamb Sets | Jamb Sets | 6/8 Sets | | Raw | Core Pref. |
| 3/0 | (1/0 to 3/0 doors) | JB3-1730 | | \$46.68 | \$106.42 |
| 4/0 | (4/0 doors) | JB3-1740 | | \$56.02 | \$131.92 |
| 6/0 | (5/0 to 6/0 doors) | JB3-1760 | | \$56.02 | \$140.36 |
| 6-9/16" PRIMED VENEER | | | | | |
| Side | 6/8 | JB3-1603 | | \$22.28 | \$23.69 |
| Jamb Sets | | 6/8 Sets | | Raw | Core Pref. |
| 3/0 | (1/0 to 3/0 doors) | JB3-1630 | | \$55.70 | \$115.44 |
| 4/0 | (4/0 doors) | JB3-1640 | | \$66.84 | \$142.75 |
| 6/0 | (5/0 to 6/0 doors) | JB3-1660 | | \$66.84 | \$151.18 |

*Quick Ship - Badger Three to Four Week Ship Program. Add One Week for Pre-finishing.

INTERIOR JAMBS

See Our Wide Selection of Finish Options on Catalog Pages IM-U-2-3.

| KNOTTY PINE SOLID | | | | |
|--|--------------------|------------------|--|----------------|
| Size | | Prod. # | Raw | Core Pref. |
| 4-9/16" KNOTTY PINE SOLID | | | | |
| Side | 6/8 | JB31-1004 | \$50.04 | \$59.88 |
| Jamb Sets | | 6/8 Sets | Raw | Core Pref. |
| 3/0 | (1/0 to 3/0 doors) | JB31-1030 | \$125.10 | \$149.00 |
| 4/0 | (4/0 doors) | JB31-1040 | \$150.12 | \$175.42 |
| 6/0 | (5/0 to 6/0 doors) | JB31-1060 | \$150.12 | \$178.23 |
| 6-9/16" KNOTTY PINE SOLID | | | | |
| Side | 7/0 | JB31-5004 | *Quick Ship | |
| Jamb Sets | | 6/8 Sets | 7/0 Sets | Raw Core Pref. |
| 3/0 | (1/0 to 3/0 doors) | JB31-5030 | JB31-5037 | *Quick Ship |
| 4/0 | (4/0 doors) | JB31-5040 | JB31-5047 | *Quick Ship |
| 6/0 | (5/0 to 6/0 doors) | JB31-5060 | JB31-5067 | *Quick Ship |
| KNOTTY PINE SOLID -- Non-Standard Sized Jamb Sets | | | | |
| >> For Prehung Doors Only << | | | | |
| Door Size | Jamb Size | Prod. # | CALL BADGER'S MILLWORK OFFICE FOR PRICING | |
| 1/0 to 3/0 | 2" to 4-1/2" | JB31-9800 | | |
| | 4-5/8" to 6-1/2" | JB31-9801 | | |
| | 6-5/8" to 7" | JB31-9803 | | |
| | Over 7" | Call for Pricing | | |
| 4/0 | 2" to 4-1/2" | JB31-9805 | | |
| | 4-5/8" to 6-1/2" | JB31-9806 | | |
| | 6-5/8" to 7" | JB31-9808 | | |
| | Over 7" | Call for Pricing | | |
| 5/0 to 6/0 | 2" to 4-1/2" | JB31-9810 | | |
| | 4-5/8" to 6-1/2" | JB31-9811 | | |
| | 6-5/8" to 7" | JB3-9813 | | |
| | Over 7" | Call for Pricing | | |

Quick Ship - Badger Three to Four Week Ship Program. Add One Week for Pre-finishing.

INTERIOR JAMBS

See Our Wide Selection of Finish Options on Catalog Pages IM-U-2-3.

| POPLAR VENEER | | | | | |
|---|--------------------|--------------------|----------|----------|------------|
| Size | | | Prod. # | Raw | Core Pref. |
| 4-9/16" POPLAR VENEER | | | | | |
| Side | 6/8 | | JB7-1203 | \$21.02 | \$30.86 |
| 6/8 Sets | 3/0 | (1/0 to 3/0 doors) | JB7-1230 | \$52.55 | \$76.45 |
| | 4/0 | (4/0 doors) | JB7-1240 | \$63.06 | \$88.36 |
| | 6/0 | (5/0 to 6/0 doors) | JB7-1260 | \$63.06 | \$91.17 |
| 4-13/16" POPLAR VENEER | | | | | |
| Side | 6/8 | | JB7-3203 | \$24.31 | \$34.15 |
| 6/8 Sets | 3/0 | (1/0 to 3/0 doors) | JB7-3230 | \$60.78 | \$84.68 |
| | 4/0 | (4/0 doors) | JB7-3240 | \$72.94 | \$98.24 |
| | 6/0 | (5/0 to 6/0 doors) | JB7-3260 | \$72.94 | \$101.05 |
| 6-9/16" POPLAR VENEER | | | | | |
| Side | 6/8 | | JB7-5003 | \$29.32 | \$39.16 |
| 6/8 Sets | 3/0 | (1/0 to 3/0 doors) | JB7-5030 | \$73.31 | \$97.20 |
| | 4/0 | (4/0 doors) | JB7-5040 | \$87.97 | \$113.27 |
| | 6/0 | (5/0 to 6/0 doors) | JB7-5060 | \$87.97 | \$116.08 |
| POPLAR LUMBER CORE | | | | | |
| Size | | | Prod. # | Raw | Core Pref. |
| 4-9/16" POPLAR LUMBER CORE | | | | | |
| Side | 6/8 | | JB7-1103 | \$30.80 | \$40.64 |
| 6/8 Sets | 3/0 | (1/0 to 3/0 doors) | JB7-1130 | \$77.01 | \$100.91 |
| | 4/0 | (4/0 doors) | JB7-1140 | \$92.41 | \$117.71 |
| | 6/0 | (5/0 to 6/0 doors) | JB7-1160 | \$92.41 | \$120.52 |
| Non-Std Sized Primed Poplar & Poplar Veneer Wrapped Jambs: Call Badger Office for Pricing | | | | | |
| POPLAR SOLID | | | | | |
| Size | | Prod. # | | Raw | Core Pref. |
| 4-9/16" POPLAR SOLID | | | | | |
| Side | 7/0 | JB7-2404 | | \$62.79 | \$72.63 |
| | 8/0 | JB7-2407 | | \$70.35 | \$81.60 |
| Jamb Sets | | 6/8 Sets | 7/0 Sets | Raw | Core Pref. |
| 3/0 | (1/0 to 3/0 doors) | JB7-2430 | JB7-2437 | \$156.98 | \$180.87 |
| 4/0 | (4/0 doors) | JB7-2440 | JB7-2447 | \$188.37 | \$213.68 |
| 6/0 | (5/0 to 6/0 doors) | JB7-2460 | JB7-2467 | \$188.37 | \$216.49 |
| Jamb Sets | | 8/0 Sets | | Raw | Core Pref. |
| 3/0 | (1/0 to 3/0 doors) | JB7-2438 | | \$175.88 | \$202.59 |
| 4/0 | (4/0 doors) | JB7-2448 | | \$211.06 | \$239.17 |
| 6/0 | (5/0 to 6/0 doors) | JB7-2468 | | \$211.06 | \$241.98 |
| 6-9/16" POPLAR SOLID | | | | | |
| Side | 8/0 | JB7-9006 | | \$98.41 | \$109.66 |
| Jamb Sets | | 6/8 Sets | 7/0 Sets | Raw | Core Pref. |
| 3/0 | (1/0 to 3/0 doors) | JB7-9030 | JB7-9037 | \$246.03 | \$269.93 |
| 4/0 | (4/0 doors) | JB7-9040 | JB7-9047 | \$295.24 | \$320.54 |
| 6/0 | (5/0 to 6/0 doors) | JB7-9060 | JB7-9067 | \$295.24 | \$323.35 |
| Jamb Sets | | 8/0 Sets | | Raw | Core Pref. |
| 3/0 | (1/0 to 3/0 doors) | JB7-9038 | | \$246.03 | \$272.74 |
| 4/0 | (4/0 doors) | JB7-9048 | | \$295.24 | \$323.35 |
| 6/0 | (5/0 to 6/0 doors) | JB7-9068 | | \$295.24 | \$326.16 |
| Non-Std Sized Primed Poplar & Poplar Veneer Wrapped Jambs: Call Badger Office for Pricing | | | | | |

*Quick Ship - Badger Three to Four Week Ship Program. Add One Week for Pre-finishing.

INTERIOR JAMBS

See Our Wide Selection of Finish Options on Catalog Pages IM-U-2-3.

| PRIMED POPLAR | | | | | |
|--|------|--------------------|----------|----------|------------|
| Size | | | Prod. # | Raw | Core Pref. |
| 4-9/16" POPLAR PRIMED | | | | | |
| Side | 6/8 | | JB7-1403 | \$31.28 | \$41.12 |
| | 7/0 | | JB7-1404 | \$32.86 | \$42.70 |
| | 8/0 | | JB7-1407 | \$60.42 | \$71.67 |
| | 16/0 | | JB7-1406 | \$100.05 | \$122.54 |
| 6/8 Sets | 3/0 | (1/0 to 3/0 doors) | JB7-1430 | \$78.19 | \$102.09 |
| | 4/0 | (4/0 doors) | JB7-1440 | \$93.83 | \$119.13 |
| | 6/0 | (5/0 to 6/0 doors) | JB7-1460 | \$93.83 | \$121.94 |
| 7/0 Sets | 3/0 | (1/0 to 3/0 doors) | JB7-1437 | \$82.16 | \$106.06 |
| | 4/0 | (4/0 doors) | JB7-1447 | \$98.59 | \$123.90 |
| | 6/0 | (5/0 to 6/0 doors) | JB7-1467 | \$98.59 | \$126.71 |
| 8/0 Sets | 3/0 | (1/0 to 3/0 doors) | JB7-1438 | \$151.06 | \$177.77 |
| | 4/0 | (4/0 doors) | JB7-1448 | \$181.27 | \$209.39 |
| | 6/0 | (5/0 to 6/0 doors) | JB7-1468 | \$181.27 | \$212.20 |
| 4-11/16" POPLAR PRIMED | | | | | |
| Side | 6/8 | | JB7-1803 | \$41.20 | \$51.04 |
| 6/8 Sets | 3/0 | (1/0 to 3/0 doors) | JB7-1830 | \$103.00 | \$126.90 |
| | 4/0 | (4/0 doors) | JB7-1840 | \$123.60 | \$148.91 |
| | 6/0 | (5/0 to 6/0 doors) | JB7-1860 | \$123.60 | \$151.72 |
| 6-9/16" POPLAR PRIMED | | | | | |
| Side | 6/8 | | JB7-1703 | \$64.05 | \$73.88 |
| 6/8 Sets | 3/0 | (1/0 to 3/0 doors) | JB7-1730 | \$160.11 | \$184.01 |
| | 4/0 | (4/0 doors) | JB7-1740 | \$192.14 | \$217.44 |
| | 6/0 | (5/0 to 6/0 doors) | JB7-1760 | \$192.14 | \$220.25 |
| Non-Std Sized Primed Poplar & Poplar Veneer Wrapped Jambs: Call Badger Office for Pricing | | | | | |

INTERIOR JAMBS

See Our Wide Selection of Finish Options on Catalog Pages IM-U-2-3.

| CHERRY VENEER | | | | | |
|--|-----|--------------------|----------|----------|------------|
| Size | | | Prod. # | Raw | Core Pref. |
| 4-9/16" CHERRY VENEER LUMBER CORE | | | | | |
| Side | 6/8 | | JB5-1103 | \$45.87 | \$55.71 |
| 6/8 Sets | 3/0 | (1/0 to 3/0 doors) | JB5-1130 | \$114.67 | \$138.57 |
| | 4/0 | (4/0 doors) | JB5-1140 | \$137.61 | \$162.91 |
| | 6/0 | (5/0 to 6/0 doors) | JB5-1160 | \$137.61 | \$165.72 |
| Non-Standard Sized Cherry Jamb Sets: Call Badger Millwork Office for Pricing | | | | | |

INTERIOR JAMBS

See Our Wide Selection of Finish Options on Catalog Pages IM-U-2-3.

| ALDER VENEER | | | | | |
|----------------------------|--------------------|--------------------|-----------|----------|------------|
| Size | | Prod. # | | Raw | Core Pref. |
| 4-9/16" ALDER VENEER | | | | | |
| Side | 6/8 | | JB15-1004 | \$32.83 | \$42.66 |
| 6/8 Sets | 3/0 | (1/0 to 3/0 doors) | JB15-1030 | \$82.07 | \$105.96 |
| | 4/0 | (4/0 doors) | JB15-1040 | \$98.48 | \$123.78 |
| | 6/0 | (5/0 to 6/0 doors) | JB15-1060 | \$98.48 | \$126.59 |
| 6-9/16" ALDER VENEER | | | | | |
| Side | 7/0 | | JB15-5004 | \$48.17 | \$58.01 |
| 6/8 Sets | 3/0 | (1/0 to 3/0 doors) | JB15-5030 | \$120.43 | \$144.32 |
| | 4/0 | (4/0 doors) | JB15-5040 | \$144.51 | \$169.82 |
| | 6/0 | (5/0 to 6/0 doors) | JB15-5060 | \$144.51 | \$172.63 |
| KNOTTY ALDER SOLID | | | | | |
| Size | | Prod. # | | Raw | Core Pref. |
| 4-9/16" KNOTTY ALDER SOLID | | | | | |
| Side | 7/0 | JB15-2003 | | \$60.16 | \$70.00 |
| | 8/0 | JB15-2004 | | \$68.80 | \$80.05 |
| Jamb Sets | | 6/8 Sets | 7/0 Sets | Raw | Core Pref. |
| 3/0 | (1/0 to 3/0 doors) | JB15-2030 | JB15-2037 | \$150.40 | \$174.29 |
| 4/0 | (4/0 doors) | JB15-2040 | JB15-2047 | \$180.48 | \$205.78 |
| 6/0 | (5/0 to 6/0 doors) | JB15-2060 | JB15-2067 | \$180.48 | \$208.59 |
| Jamb Sets | | 8/0 Sets | | Raw | Core Pref. |
| 3/0 | (1/0 to 3/0 doors) | JB15-2038 | | \$172.01 | \$198.72 |
| 4/0 | (4/0 doors) | JB15-2048 | | \$206.41 | \$234.53 |
| 6/0 | (5/0 to 6/0 doors) | JB15-2068 | | \$206.41 | \$237.34 |
| 6-9/16" KNOTTY ALDER SOLID | | | | | |
| Side | 7/0 | JB15-9003 | | \$90.64 | \$100.48 |
| Jamb Sets | | 6/8 Sets | | Raw | Core Pref. |
| 3/0 | (1/0 to 3/0 doors) | JB15-9030 | | \$226.60 | \$250.50 |
| 4/0 | (4/0 doors) | JB15-9040 | | \$271.92 | \$297.23 |
| 6/0 | (5/0 to 6/0 doors) | JB15-9060 | | \$271.92 | \$300.04 |

INTERIOR JAMBS

See Our Wide Selection of Finish Options on Catalog Pages IM-U-2-3.

| HICKORY VENEER | | | | | | |
|------------------------|--------------------|--------------------|-----------|-----------|------------|----------|
| Size | | Prod. # | | Raw | Core Pref. | |
| 4-9/16" HICKORY VENEER | | | | | | |
| Side | 6/8 | | JB10-1003 | \$25.22 | \$35.06 | |
| 6/8 Sets | 3/0 | (1/0 to 3/0 doors) | JB10-1030 | \$63.06 | \$86.96 | |
| | 4/0 | (4/0 doors) | JB10-1040 | \$75.67 | \$100.97 | |
| | 6/0 | (5/0 to 6/0 doors) | JB10-1060 | \$75.67 | \$103.79 | |
| HICKORY SOLID | | | | | | |
| Size | | Prod. # | | Raw | Core Pref. | |
| 4-9/16" HICKORY SOLID | | | | | | |
| Side | 7/0 | | JB10-2004 | \$55.98 | \$65.82 | |
| Jamb Sets | | 6/8 Sets | 7/0 Sets | Raw | Core Pref. | |
| 3/0 | (1/0 to 3/0 doors) | | JB10-2030 | JB10-2037 | \$139.96 | \$163.85 |
| 4/0 | (4/0 doors) | | JB10-2040 | JB10-2047 | \$167.95 | \$193.25 |
| 6/0 | (5/0 to 6/0 doors) | | JB10-2060 | JB10-2067 | \$167.95 | \$196.06 |
| 6-9/16" HICKORY SOLID | | | | | | |
| Side | 7/0 | | JB10-9004 | \$75.39 | \$85.23 | |
| Jamb Sets | | 6/8 Sets | 7/0 Sets | Raw | Core Pref. | |
| 3/0 | (1/0 to 3/0 doors) | | JB10-9030 | JB10-9037 | \$188.49 | \$213.79 |
| 4/0 | (4/0 doors) | | JB10-9040 | JB10-9047 | \$226.18 | \$251.49 |
| 6/0 | (5/0 to 6/0 doors) | | JB10-9060 | JB10-9067 | \$226.18 | \$254.30 |
| BIRCH VENEER | | | | | | |
| Size | | Prod. # | | Raw | Core Pref. | |
| 4-9/16" BIRCH VENEER | | | | | | |
| Side | 6/8 | | JB4-1003 | \$18.31 | \$28.15 | |
| 6/8 Sets | 3/0 | (1/0 to 3/0 doors) | JB4-1030 | \$45.78 | \$69.68 | |
| | 4/0 | (4/0 doors) | JB4-1040 | \$54.93 | \$80.24 | |
| | 6/0 | (5/0 to 6/0 doors) | JB4-1060 | \$54.93 | \$83.05 | |

*Quick Ship - Badger Three to Four Week Ship Program. Add One Week for Pre-finishing.

INTERIOR JAMBS

See Our Wide Selection of Finish Options on Catalog Pages IM-U-2-3.

| LAUAN VENEER | | | | | | | |
|---|------------------|--------------------|------------------|--|------------|--|--|
| Size | | | Prod. # | Raw | Core Pref. | | |
| 4-9/16" LAUAN VENEER | | | | | | | |
| Side | 6/8 | | JB6-1003 | *Quick Ship | | | |
| 6/8 Sets | 3/0 | (1/0 to 3/0 doors) | JB6-1030 | *Quick Ship | | | |
| | 4/0 | (4/0 doors) | JB6-1040 | *Quick Ship | | | |
| | 6/0 | (5/0 to 6/0 doors) | JB6-1060 | *Quick Ship | | | |
| LAUAN VENEER -- Non-Standard Size Jamb Sets | | | | | | | |
| Door Size | Jamb Size | | Prod. # | CALL BADGER'S MILLWORK OFFICE FOR PRICING | | | |
| 1/0 to 3/0 | 2" to 4-1/2" | | JB6-9800 | | | | |
| | 4-5/8" to 6-1/2" | | JB6-9801 | | | | |
| | 6-5/8" to 7" | | JB6-9803 | | | | |
| | Over 7" | | Call for Pricing | | | | |
| 4/0 | 2" to 4-1/2" | | JB6-9805 | | | | |
| | 4-5/8" to 6-1/2" | | JB6-9806 | | | | |
| | 6-5/8" to 7" | | JB6-9808 | | | | |
| | Over 7" | | Call for Pricing | | | | |
| 5/0 to 6/0 | 2" to 4-1/2" | | JB6-9810 | | | | |
| | 4-5/8" to 6-1/2" | | JB6-9811 | | | | |
| | 6-5/8" to 7" | | JB6-9813 | | | | |
| | Over 7" | | Call for Pricing | | | | |
| CHESAPEAKE OAK | | | | | | | |
| FINISH OPTIONS: Factory Embossed Finished | | | | | | | |
| Size | | Prod. # | | Factory Finish | | | |
| 4-9/16" CHESAPEAKE OAK VENEER | | | | | | | |
| Side | 6/8 | | JB83-1003 | \$21.12 | | | |
| 6/8 Sets | 3/0 | (1/0 to 3/0 doors) | JB83-1030 | \$52.81 | | | |
| | 4/0 | (4/0 doors) | JB83-1040 | \$63.37 | | | |
| | 6/0 | (5/0 to 6/0 doors) | JB83-1060 | \$63.37 | | | |
| 4-13/16" CHESAPEAKE OAK VENEER | | | | | | | |
| Side | 6/8 | | JB83-3003 | \$24.16 | | | |
| 6/8 Sets | 3/0 | (1/0 to 3/0 doors) | JB83-3030 | \$60.41 | | | |
| | 4/0 | (4/0 doors) | JB83-3040 | \$72.49 | | | |
| | 6/0 | (5/0 to 6/0 doors) | JB83-3060 | \$72.49 | | | |
| ALBANY MAPLE | | | | | | | |
| FINISH OPTIONS: Factory Embossed Finished | | | | | | | |
| Size | | Prod. # | | Factory Finish | | | |
| 4-9/16" ALBANY MAPLE OAK VENEER | | | | | | | |
| Side | 6/8 | | JB73-1003 | \$21.12 | | | |
| 6/8 Sets | 3/0 | (1/0 to 3/0 doors) | JB73-1030 | \$52.81 | | | |
| | 4/0 | (4/0 doors) | JB73-1040 | \$63.37 | | | |
| | 6/0 | (5/0 to 6/0 doors) | JB73-1060 | \$63.37 | | | |
| ALBANY MAPLE -- Non-Standard Size Jamb Sets | | | | | | | |
| Door Size | Jamb Size | | Prod. # | CALL BADGER'S MILLWORK OFFICE FOR PRICING | | | |
| | 4-5/8" to 6-1/2" | | JB73-9801 | | | | |

Quick Ship - Badger Three to Four Week Ship Program. Add One Week for Pre-finishing.

INTERIOR MOULDINGS

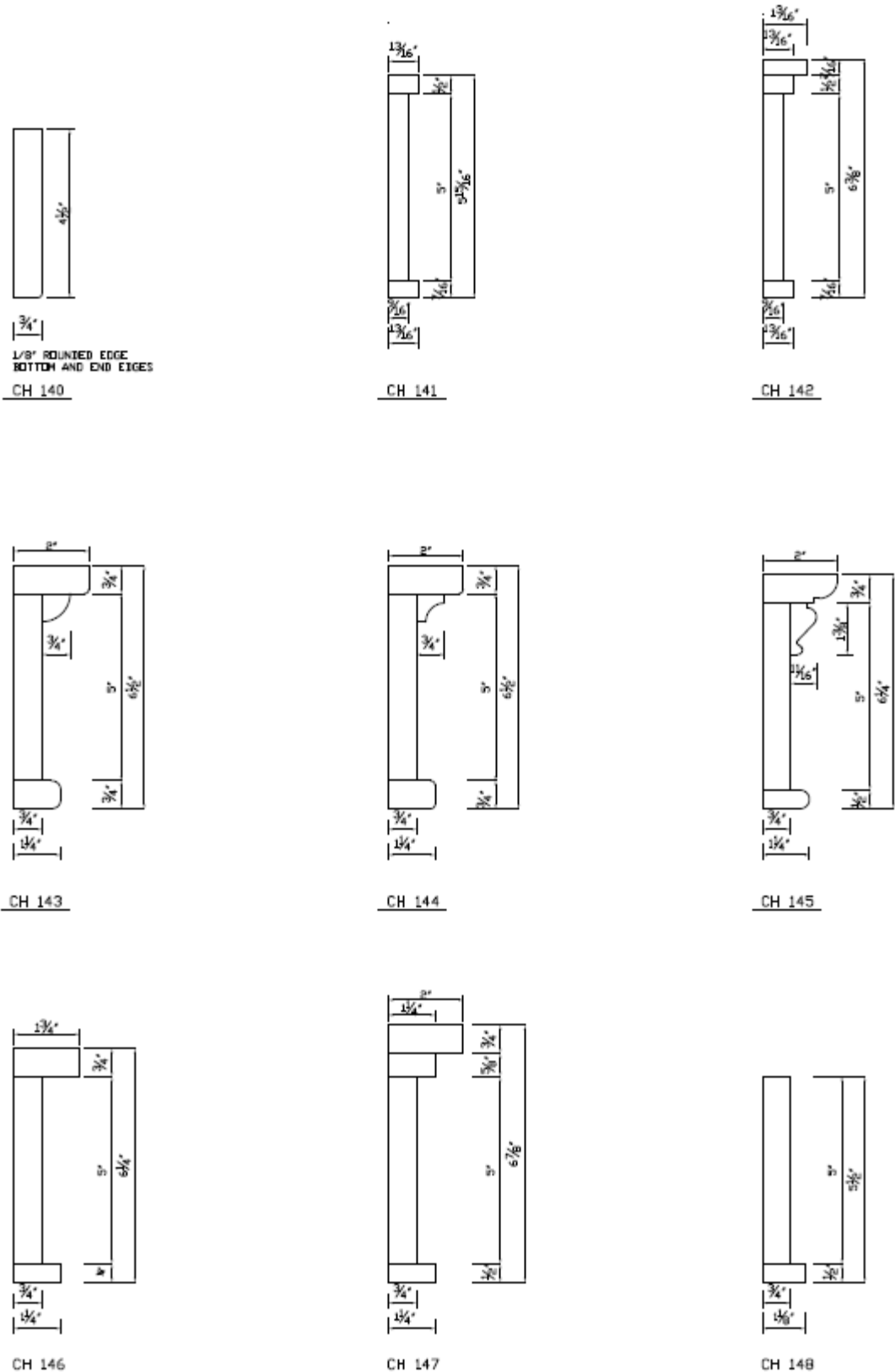
| Molding by Species | Page |
|-----------------------------|-------------|
| Crossheads / Toppers | |
| Line Drawings | IM-P-2-3 |
| Maple | IM-P-4 |
| Oak | IM-P-4 |
| Poplar | IM-P-4 |
| Moldings | |
| Oak | IM-P-5-13 |
| Maple, Hard | IM-P-13-18 |
| Maple, Soft | IM-P-19 |
| Birch, White | IM-P-19 |
| Pine | IM-P-20-23 |
| Primed Pine | IM-P-24 |
| Knotty Pine | IM-P-25 |
| Knotty Alder | IM-P-26-27 |
| Poplar | IM-P-28-30 |
| Primed Poplar | IM-P-31-32 |
| Hickory | IM-P-33-34 |
| Cherry | IM-P-35 |
| Lauan | IM-P-36 |
| MDF Primed | IM-P-37 |
| Chesapeake Oak | IM-P-38 |
| Albany Maple | IM-P-39 |



Prices and specifications are subject to change without notice.

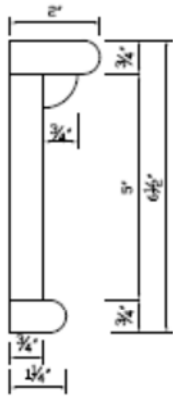


CROSSHEADS/TOPPERS



| | |
|-------------------------------|--------------------------------|
| Crosshead Production Time: | Raw: One Week. |
| | Prefinished: Standard 12 Days. |


CROSSHEADS/TOPPERS



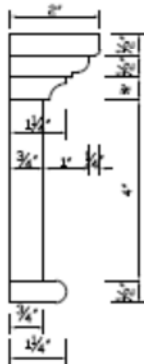
CH 149



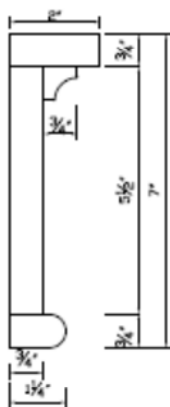
1/8" ROUNDED EDGE
BOTTOM AND END EDGES
CH 150



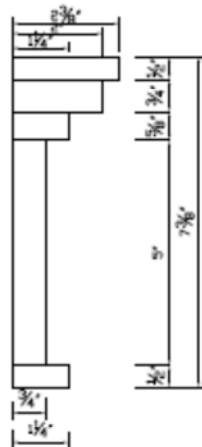
CH 151



CH 153 ARCHED
W/ 1-1/2" RISE AT CENTER
CH 152



CH 154

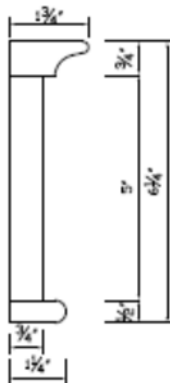


CH 155

1/8" RADIUS ON EDGES
AND ON ENDS



CH 158



CH 160

| | |
|-------------------------------|--------------------------------|
| Crosshead Production Time: | Raw: One Week. |
| | Prefinished: Standard 12 Days. |







CROSSHEADS/TOPPERS

| SPECIES | STYLE | 0" - 32" | | 33" - 48" | | 49" - 72" | | 73" - 96" | | 97" - 132" | |
|---------|-------|----------|------------|-----------|------------|-----------|------------|-----------|------------|------------|------------|
| | | Raw | Core Pref. | Raw | Core Pref. | Raw | Core Pref. | Raw | Core Pref. | Raw | Core Pref. |
| POPLAR | CH140 | \$101.72 | \$127.95 | \$110.64 | \$149.99 | \$128.60 | \$187.61 | \$146.52 | \$225.21 | \$173.42 | \$281.61 |
| | CH141 | \$134.99 | \$161.22 | \$166.67 | \$206.01 | \$211.56 | \$270.57 | \$244.67 | \$323.36 | \$262.28 | \$370.47 |
| | CH142 | \$161.57 | \$187.80 | \$200.55 | \$239.90 | \$255.63 | \$314.64 | \$296.33 | \$375.02 | \$317.90 | \$426.09 |
| | CH143 | \$140.93 | \$167.16 | \$174.27 | \$213.62 | \$221.37 | \$280.38 | \$256.19 | \$334.88 | \$274.61 | \$382.80 |
| | CH144 | \$140.93 | \$167.16 | \$174.27 | \$213.62 | \$221.37 | \$280.38 | \$256.19 | \$334.88 | \$274.61 | \$382.80 |
| | CH145 | \$150.99 | \$177.23 | \$187.02 | \$226.37 | \$238.07 | \$297.08 | \$275.75 | \$354.44 | \$295.71 | \$403.91 |
| | CH146 | \$134.99 | \$161.22 | \$166.67 | \$206.01 | \$211.56 | \$270.57 | \$244.67 | \$323.36 | \$262.28 | \$370.47 |
| | CH147 | \$161.57 | \$187.80 | \$200.55 | \$239.90 | \$255.63 | \$314.64 | \$296.33 | \$375.02 | \$317.90 | \$426.09 |
| | CH148 | \$146.97 | \$173.21 | \$182.43 | \$221.78 | \$232.50 | \$291.51 | \$269.51 | \$348.20 | \$289.16 | \$397.35 |
| | CH149 | \$140.97 | \$167.21 | \$174.38 | \$213.72 | \$221.49 | \$280.50 | \$256.32 | \$335.01 | \$274.74 | \$382.94 |
| | CH150 | \$161.64 | \$187.88 | \$200.70 | \$240.05 | \$255.78 | \$314.79 | \$296.49 | \$375.18 | \$318.02 | \$426.21 |
| | CH151 | \$134.99 | \$161.22 | \$166.67 | \$206.01 | \$211.56 | \$270.57 | \$244.67 | \$323.36 | \$262.28 | \$370.47 |
| | CH152 | \$151.05 | \$177.29 | \$187.08 | \$226.43 | \$238.19 | \$297.20 | \$275.94 | \$354.63 | \$295.88 | \$404.07 |
| | CH153 | \$188.81 | \$215.04 | \$233.91 | \$273.26 | \$297.72 | \$356.73 | \$344.88 | \$423.57 | \$369.86 | \$478.05 |
| | CH154 | \$140.97 | \$167.21 | \$174.38 | \$213.72 | \$221.49 | \$280.50 | \$256.32 | \$335.01 | \$274.74 | \$382.94 |
| | CH155 | \$151.05 | \$177.29 | \$187.08 | \$226.43 | \$238.19 | \$297.20 | \$275.94 | \$354.63 | \$295.88 | \$404.07 |
| MAPLE | CH158 | \$146.97 | \$173.21 | \$182.43 | \$221.78 | \$232.50 | \$291.51 | \$269.51 | \$348.20 | \$289.16 | \$397.35 |
| | CH160 | \$140.97 | \$167.21 | \$174.38 | \$213.72 | \$221.49 | \$280.50 | \$256.32 | \$335.01 | \$274.74 | \$382.94 |
| | CH140 | \$117.11 | \$143.34 | \$132.42 | \$171.77 | \$162.99 | \$222.00 | \$193.61 | \$272.30 | \$239.46 | \$347.66 |
| | CH141 | \$161.06 | \$187.29 | \$200.01 | \$239.36 | \$255.23 | \$314.24 | \$296.07 | \$374.76 | \$317.60 | \$425.79 |
| | CH142 | \$186.35 | \$212.58 | \$232.26 | \$271.61 | \$297.18 | \$356.19 | \$345.18 | \$423.87 | \$370.62 | \$478.82 |
| | CH143 | \$177.54 | \$203.78 | \$221.09 | \$260.43 | \$282.66 | \$341.67 | \$328.16 | \$406.85 | \$352.31 | \$460.50 |
| | CH144 | \$177.54 | \$203.78 | \$221.09 | \$260.43 | \$282.66 | \$341.67 | \$328.16 | \$406.85 | \$352.31 | \$460.50 |
| | CH146 | \$161.06 | \$187.29 | \$200.01 | \$239.36 | \$255.23 | \$314.24 | \$296.07 | \$374.76 | \$317.60 | \$425.79 |
| | CH147 | \$186.35 | \$212.58 | \$232.26 | \$271.61 | \$297.18 | \$356.19 | \$345.18 | \$423.87 | \$370.62 | \$478.82 |
| | CH148 | \$145.02 | \$171.26 | \$181.97 | \$221.31 | \$232.14 | \$291.15 | \$269.28 | \$347.97 | \$288.86 | \$397.05 |
| | CH149 | \$177.63 | \$203.87 | \$221.19 | \$260.54 | \$282.77 | \$341.78 | \$328.35 | \$407.04 | \$352.49 | \$460.68 |
| | CH150 | \$161.12 | \$187.35 | \$200.15 | \$239.49 | \$255.38 | \$314.39 | \$296.18 | \$374.87 | \$317.76 | \$425.96 |
| | CH151 | \$161.06 | \$187.29 | \$200.01 | \$239.36 | \$255.23 | \$314.24 | \$296.07 | \$374.76 | \$317.60 | \$425.79 |
| | CH152 | \$199.16 | \$225.39 | \$248.61 | \$287.96 | \$318.54 | \$377.55 | \$370.26 | \$448.95 | \$397.64 | \$505.83 |
| | CH153 | \$249.02 | \$275.25 | \$276.54 | \$315.89 | \$353.51 | \$412.52 | \$410.40 | \$489.09 | \$440.61 | \$548.81 |
| | CH154 | \$177.63 | \$203.87 | \$221.19 | \$260.54 | \$282.77 | \$341.78 | \$328.35 | \$407.04 | \$352.49 | \$460.68 |
| OAK | CH155 | \$199.16 | \$225.39 | \$248.61 | \$287.96 | \$318.54 | \$377.55 | \$370.26 | \$448.95 | \$397.64 | \$505.83 |
| | CH158 | \$145.02 | \$171.26 | \$181.97 | \$221.31 | \$232.14 | \$291.15 | \$269.28 | \$347.97 | \$288.86 | \$397.05 |
| | CH160 | \$177.63 | \$203.87 | \$221.19 | \$260.54 | \$282.77 | \$341.78 | \$328.35 | \$407.04 | \$352.49 | \$460.68 |
| | CH140 | \$111.38 | \$137.61 | \$124.74 | \$164.09 | \$151.49 | \$210.50 | \$178.26 | \$256.95 | \$218.28 | \$326.48 |
| | CH141 | \$147.38 | \$173.61 | \$182.67 | \$222.02 | \$232.56 | \$291.57 | \$269.43 | \$348.12 | \$288.98 | \$397.17 |
| | CH142 | \$172.71 | \$198.95 | \$214.88 | \$254.22 | \$274.55 | \$333.56 | \$318.65 | \$397.34 | \$342.02 | \$450.21 |
| | CH143 | \$156.81 | \$183.05 | \$194.76 | \$234.11 | \$248.37 | \$307.38 | \$288.00 | \$366.69 | \$308.96 | \$417.15 |
| | CH144 | \$157.74 | \$183.98 | \$195.84 | \$235.19 | \$249.81 | \$308.82 | \$289.68 | \$368.37 | \$310.74 | \$418.94 |
| | CH145 | \$162.30 | \$188.54 | \$201.69 | \$241.04 | \$257.42 | \$316.43 | \$298.58 | \$377.27 | \$320.42 | \$428.61 |
| | CH146 | \$147.38 | \$173.61 | \$182.67 | \$222.02 | \$232.56 | \$291.57 | \$269.43 | \$348.12 | \$288.98 | \$397.17 |
| | CH147 | \$172.71 | \$198.95 | \$214.88 | \$254.22 | \$274.55 | \$333.56 | \$318.65 | \$397.34 | \$342.02 | \$450.21 |
| | CH148 | \$157.80 | \$184.04 | \$195.96 | \$235.31 | \$249.96 | \$308.97 | \$289.86 | \$368.55 | \$310.91 | \$419.10 |
| | CH149 | \$134.09 | \$160.32 | \$166.16 | \$205.50 | \$211.50 | \$270.51 | \$245.10 | \$323.79 | \$262.88 | \$371.07 |
| | CH150 | \$147.44 | \$173.67 | \$182.75 | \$222.09 | \$232.68 | \$291.69 | \$269.60 | \$348.29 | \$289.16 | \$397.35 |
| | CH151 | \$147.38 | \$173.61 | \$182.67 | \$222.02 | \$232.56 | \$291.57 | \$269.43 | \$348.12 | \$288.98 | \$397.17 |
| | CH152 | \$162.39 | \$188.63 | \$201.77 | \$241.11 | \$257.57 | \$316.58 | \$298.73 | \$377.42 | \$320.61 | \$428.81 |
| | CH153 | \$203.00 | \$229.23 | \$252.26 | \$291.60 | \$321.92 | \$380.93 | \$373.43 | \$452.12 | \$400.76 | \$508.95 |
| | CH154 | \$157.80 | \$184.04 | \$195.96 | \$235.31 | \$249.96 | \$308.97 | \$289.86 | \$368.55 | \$310.91 | \$419.10 |
| | CH155 | \$162.39 | \$188.63 | \$201.77 | \$241.11 | \$257.57 | \$316.58 | \$298.73 | \$377.42 | \$320.61 | \$428.81 |
| | CH158 | \$157.80 | \$184.04 | \$195.96 | \$235.31 | \$249.96 | \$308.97 | \$289.86 | \$368.55 | \$310.91 | \$419.10 |
| | CH160 | \$156.90 | \$183.14 | \$194.88 | \$234.23 | \$248.52 | \$307.53 | \$288.12 | \$366.81 | \$309.11 | \$417.30 |

| | |
|-------------------------------|--------------------------------|
| Crosshead Production Time: | Raw: One Week. |
| | Prefinished: Standard 12 Days. |

OAK MOULDINGS


See Our Wide Selection of Finish Options on Catalog Pages IM-U-2-3.

| Profile | Size | UOM | Prod.# | Pricing Per UOM | |
|--|---|------|-----------|-----------------|------------|
| | | | | Raw | Core Pref. |
| Random length orders may receive and be billed for up to 10% overage. Specified lengths will be billed a 30% upcharge. 7' and 7'6" Lengths may be sent with up to a 10% head material unless otherwise specified. | | | | | |
|  | COLONIAL CASING (F111/ MC-2) | | | | |
| | 9/16 x 2-1/4 x R/L | LF | IM1-236 | *Quick Ship | |
| | 9/16 x 2-1/4 x 7' | Each | IM1-237 | *Quick Ship | |
| | Door Casing Sets | | | | |
| | 1/0 to 3/0 Drs - 1 Side | Set | IM1-235S1 | *Quick Ship | |
| | 4/0 to 6/0 Drs - 1 Side | Set | IM1-235D1 | *Quick Ship | |
|  | STD. ROUND COLONIAL CASING (F115/ MC-13) | | | | |
| | 1/2 x 2-1/4 x R/L | LF | IM1-211 | \$2.16 | \$2.96 |
| | 1/2 x 2-1/4 x 7' | Each | IM1-212 | \$16.42 | \$22.00 |
| | Door Casing Sets | | | | |
| | 1/0 to 3/0 Drs - 1 Side | Set | IM1-210S1 | \$41.05 | \$54.99 |
| | 4/0 to 6/0 Drs - 1 Side | Set | IM1-210D1 | \$49.27 | \$65.99 |
|  | STD. SQUARE COLONIAL CASING (F118/ MC-2A) | | | | |
| | 1/2 x 2-1/4 x R/L | LF | IM1-201 | \$2.06 | \$2.86 |
| | 1/2 x 2-1/4 x 7' | Each | IM1-202 | \$18.36 | \$23.93 |
| | Door Casing Sets | | | | |
| | 1/0 to 3/0 Drs - 1 Side | Set | IM1-200S1 | \$45.90 | \$59.83 |
| | 4/0 to 6/0 Drs - 1 Side | Set | IM1-200D1 | \$55.08 | \$71.80 |
|  | COLONIAL CASING (F131/ MC-47) | | | | |
| | 11/16 x 3-1/4 x R/L | LF | IM1-321 | \$6.01 | \$6.81 |
| | 11/16 x 3-1/4 x 7'6 | Each | IM1-322 | \$54.63 | \$60.60 |
| | Door Casing Sets | | | | |
| | 1/0 to 3/0 Drs - 1 Side | Set | IM1-320S1 | \$136.58 | \$150.51 |
| | 4/0 to 6/0 Drs - 1 Side | Set | IM1-320D1 | \$163.89 | \$180.61 |
|  | COLONIAL CASING (F132/ MC-39) | | | | |
| | 11/16 x 3-1/4 x R/L | LF | IM1-221 | *Quick Ship | |
| | 11/16 x 3-1/4 x 7'6 | Each | IM1-222 | *Quick Ship | |
| | Door Casing Sets | | | | |
| | 1/0 to 3/0 Drs - 1 Side | Set | IM1-220S1 | *Quick Ship | |
| | 4/0 to 6/0 Drs - 1 Side | Set | IM1-220D1 | *Quick Ship | |
|  | COLONIAL CASING (F134/ MC-40) | | | | |
| | 9/16 x 3-1/4 x R/L | LF | IM1-324 | \$4.48 | \$5.28 |
| | 9/16 x 3-1/4 x 7'6 | Each | IM1-325 | \$39.22 | \$45.19 |
| | Door Casing Sets | | | | |
| | 1/0 to 3/0 Drs - 1 Side | Set | IM1-323S1 | \$98.05 | \$111.99 |
| | 4/0 to 6/0 Drs - 1 Side | Set | IM1-323D1 | \$117.67 | \$134.39 |

*Quick Ship - Badger Three to Four Week Ship Program. Add One Week for Pre-finishing.

OAK MOULDINGS










See Our Wide Selection of Finish Options on Catalog Pages IM-U-2-3.

| Profile | Size | UOM | Prod.# | Pricing Per UOM | |
|--|--------------------------------|------|-----------|-----------------|------------|
| | | | | Raw | Core Pref. |
| Random length orders may receive and be billed for up to 10% overage. Specified lengths will be billed a 30% upcharge. | | | | | |
|  | SOLID COLONIAL CASING (MC-723) | | | | |
| | 5/8 x 2-3/4 x R/L* | LF | IM1-335 | \$3.82 | \$4.62 |
| | 5/8 x 2-3/4 x 7'6" | Each | IM1-336 | \$29.11 | \$34.68 |
| | Door Casing Sets | | | | |
| | 1/0 to 3/0 Drs - 1 Side | Set | IM1-334S1 | \$72.77 | \$86.70 |
| | 4/0 to 6/0 Drs - 1 Side | Set | IM1-334D1 | \$87.32 | \$104.04 |
|  | RANCH CASING (F100/ MC-6) | | | | |
| | 9/16 x 2-1/4 x R/L | LF | IM1-112 | *Quick Ship | |
| | 9/16 x 2-1/4 x 7' | Each | IM1-113 | *Quick Ship | |
| | Door Casing Sets | | | | |
| | 1/0 to 3/0 Drs - 1 Side | Set | IM1-111S1 | *Quick Ship | |
| | 4/0 to 6/0 Drs - 1 Side | Set | IM1-111D1 | *Quick Ship | |
|  | RANCH CASING (F113/ MC-8) | | | | |
| | 1/2 x 2-1/4 x R/L | LF | IM1-101 | \$2.07 | \$2.87 |
| | 1/2 x 2-1/4 x 7' | Each | IM1-102 | \$16.62 | \$22.19 |
| | Door Casing Sets | | | | |
| | 1/0 to 3/0 Drs - 1 Side | Set | IM1-100S1 | \$41.55 | \$55.49 |
| | 4/0 to 6/0 Drs - 1 Side | Set | IM1-100D1 | \$49.86 | \$66.58 |
|  | FLAT CASING (F157/ MC-5) | | | | |
| | 9/16 x 2-1/4 x R/L | LF | IM1-351 | \$4.42 | \$5.22 |
| | 9/16 x 2-1/4 x 7' | Each | IM1-352 | \$33.11 | \$38.69 |
| | Door Casing Sets | | | | |
| | 1/0 to 3/0 Drs - 1 Side | Set | IM1-350S1 | \$82.79 | \$96.72 |
| | 4/0 to 6/0 Drs - 1 Side | Set | IM1-350D1 | \$99.34 | \$116.06 |
|  | FLAT CASING (F1544/ MC-34C) | | | | |
| | 1/2 x 3-1/4 x R/L | LF | IM1-362 | \$6.21 | \$7.01 |
| | 1/2 x 3-1/4 x 7'6" | Each | IM1-363 | \$54.46 | \$60.43 |
|  | FLUTED CASING (F160/ MRC-100) | | | | |
| | 11/16 x 3-1/4 x R/L | LF | IM1-311 | *Quick Ship | |
| | 11/16 x 3-1/4 x 7'6" | Each | IM1-312 | *Quick Ship | |
|  | FLUTED CASING (F174) | | | | |
| | 9/16 x 2-3/8 x R/L | LF | IM1-303 | *Quick Ship | |
| | 9/16 x 2-3/8 x 7' | Each | IM1-304 | *Quick Ship | |
| | ADD FOR MITRED CASING SETS | | | | |
| | Mitred & Bundled: IDLCS001 | | | \$5.88 | Per Side |
| | Mitred & Assembled: IDLCS002 | | | \$10.51 | Per Side |
| | Mitred & Applied: IDLCS003 | | | \$14.56 | Per Side |

*Quick Ship - Badger Three to Four Week Ship Program. Add One Week for Pre-finishing.

OAK MOULDINGS



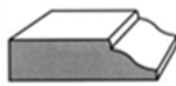
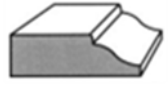
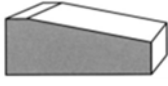


See Our Wide Selection of Finish Options on Catalog Pages IM-U-2-3.

| Profile | Size | UOM | Prod.# | Pricing Per UOM | |
|--|------------------------------------|-----|---------|-----------------|------------|
| | | | | Raw | Core Pref. |
| Random length orders may receive and be billed for up to 10% overage. Specified lengths will be billed a 30% upcharge. 7' and 7'6" Lengths may be sent with up to a 10% head material unless otherwise specified. | | | | | |
|  | RANCH BASE | | | | |
| | (F205/ MB-2) 3/8 x 2-5/8 x R/L | LF | IM1-118 | *Quick Ship | |
| | (F206/ MB-3) 3/8 x 2-3/4 x R/L | LF | IM1-104 | \$2.46 | \$3.30 |
| | (F208/ MB-5) 3/8 x 3-1/4 x R/L | LF | IM1-117 | \$3.36 | \$4.20 |
|  | COLONIAL BASE | | | | |
| | (F218/ MB-2C) 3/8 x 2-5/8 x R/L | LF | IM1-232 | *Quick Ship | |
| | (F219/ MB-3C) 3/8 x 2-3/4 x R/L | LF | IM1-204 | \$2.48 | \$3.32 |
| | (F216/ MB-4C) 3/8 x 3 x R/L | LF | IM1-234 | *Quick Ship | |
| | (F217/ MB-5C) 3/8 x 3-1/4 x R/L | LF | IM1-233 | \$3.20 | \$4.05 |
|  | COLONIAL BASE (F225/ MB-50) | | | | |
| | 7/16 x 4-1/4 x R/L | LF | IM1-219 | \$6.31 | \$7.16 |
|  | COLONIAL BASE (F2046/ MB-42) | | | | |
| | 1/2 x 4-1/4 x R/L | LF | IM1-239 | \$7.71 | \$8.55 |
|  | COLONIAL BASE (F2800) Solid Oak | | | | |
| | 9/16 x 5-1/4 x R/L | LF | IM1-241 | \$9.42 | \$10.26 |
|   | FLAT BASE | | | | |
| | (F238/ MB-20) 7/16 x 3-1/4 x R/L | LF | IM1-238 | \$4.62 | \$5.46 |
| | (F2363/ MB-20B) 7/16 x 4-1/4 x R/L | LF | IM1-358 | \$8.34 | \$9.18 |
| | (F2364/ MB-20J) 7/16 x 5-1/2 x R/L | LF | IM1-359 | *Quick Ship | |
|   | VENEERED COLONIAL BASE | | | | |
| | (F275/ MB-50V) 7/16 x 4-1/4 x R/L | LF | IM1-209 | *Quick Ship | |
| | (F280/ MB-525VA) 5/8 x 5-1/4 x R/L | LF | IM1-218 | *Quick Ship | |

*Quick Ship - Badger Three to Four Week Ship Program. Add One Week for Pre-finishing.

OAK MOULDINGS


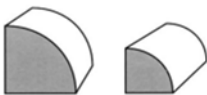
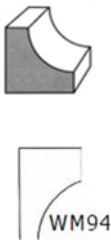
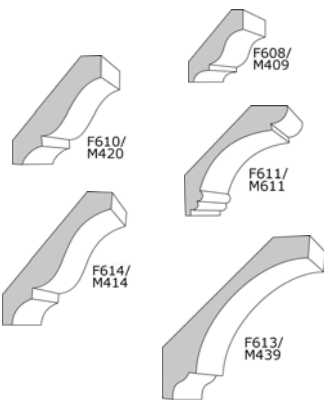
See Our Wide Selection of Finish Options on Catalog Pages IM-U-2-3.

| Profile | Size | UOM | Prod.# | Pricing Per UOM | |
|--|----------------------------------|------|---------|-----------------|------------|
| | | | | Raw | Core Pref. |
| Random length orders may receive and be billed for up to 10% overage. Specified lengths will be billed a 30% upcharge. 7' and 7'6" Lengths may be sent with up to a 10% head material unless otherwise specified. | | | | | |
|  | SQUARE E2E STOP (F305/ MS-11) | | | | |
| | 3/8 x 1-1/4 x R/L | LF | IM1-105 | \$1.34 | \$2.51 |
| | 3/8 x 1-1/4 x 7' | Each | IM1-106 | \$10.53 | \$18.73 |
| | Square E2E Stop Set - 1/0 to 3/0 | Set | IM1-107 | \$26.33 | \$46.82 |
| | Square E2E Stop Set - 4/0 to 6/0 | Set | IM1-108 | \$31.59 | \$56.18 |
|  | SQUARE E2E STOP (F301/ MS-20) | | | | |
| | 3/8 x 1-1/16 x R/L | LF | IM1-135 | *Quick Ship | |
| | Square E2E Stop Set - 1/0 to 3/0 | Set | IM1-137 | *Quick Ship | |
| | Square E2E Stop Set - 4/0 to 6/0 | Set | IM1-138 | *Quick Ship | |
|  | COLONIAL STOP (F306/ MS-7) | | | | |
| | 3/8 x 1-1/4 x R/L | LF | IM1-205 | \$1.34 | \$2.51 |
| | 3/8 x 1-1/4 x 7' | Each | IM1-206 | \$10.53 | \$18.73 |
| | Colonial Stop Set - 1/0 to 3/0 | Set | IM1-207 | \$26.33 | \$46.82 |
| | Colonial Stop Set - 4/0 to 6/0 | Set | IM1-208 | \$31.59 | \$56.18 |
|  | COLONIAL STOP (F312/ MS-21) | | | | |
| | 3/8 x 1-1/16 x 7' | Each | IM1-276 | *Quick Ship | |
| | Colonial Stop Set - 1/0 to 3/0 | Set | IM1-277 | *Quick Ship | |
| | Colonial Stop Set - 4/0 to 6/0 | Set | IM1-278 | *Quick Ship | |
|  | WEDGE STOP (F313/ MS-5) | | | | |
| | 11/16 x 1-5/8 x R/L | LF | IM1-927 | *Quick Ship | |
| | 11/16 x 1-5/8 x 7' | Each | IM1-928 | *Quick Ship | |
|  | WALL POCKET STOP (MS-4) | | | | |
| | 1/2 x 1-1/2 x R/L | LF | IM1-992 | *Quick Ship | |
| | 1/2 x 1-1/2 x 7' | Each | IM1-975 | \$31.22 | \$39.41 |
|  | SHOE (F200/ M-50) | | | | |
| | 7/16 x 3/4 x R/L | LF | IM1-900 | \$1.06 | \$2.23 |

*Quick Ship - Badger Three to Four Week Ship Program. Add One Week for Pre-finishing.

OAK MOULDINGS











See Our Wide Selection of Finish Options on Catalog Pages IM-U-2-3.

| Profile | Size | UOM | Prod.# | Pricing Per UOM | |
|--|---|------|-----------|-----------------|------------|
| | | | | Raw | Core Pref. |
| Random length orders may receive and be billed for up to 10% overage. Specified lengths will be billed a 30% upcharge. 7' and 7'6" Lengths may be sent with up to a 10% head material unless otherwise specified. | | | | | |
|  | OUTSIDE CORNER | | | | |
| | (F651/ M-702) 3/4 x 3/4 x R/L | LF | IM1-905 | *Quick Ship | |
| | (F651/ M-702) 3/4 x 3/4 x 8' | Each | IM1-906 | *Quick Ship | |
| | (F652/ M-701) 1-1/16 x 1-1/16 x R/L | LF | IM1-919 | \$3.89 | \$5.06 |
| | (F652/ M-701) 1-1/16 x 1-1/16 x 8' | Each | IM1-940 | \$30.46 | \$39.82 |
| | (F655/ M-703) 1-1/16 x 1-1/16 x R/L | LF | IM1-961 | *Quick Ship | |
| | (F655/ M-703) 1-1/16 x 1-1/16 x 8' | Each | IM1-962 | *Quick Ship | |
|  | QUARTER ROUND | | | | |
| | (F661/M-201) 3/4 x 3/4 x R/L | LF | IM1-912 | \$1.41 | \$2.58 |
| | (F662/ M-200) 1/2 x 1/2 x R/L | LF | IM1-929 | \$1.78 | \$2.95 |
|  | COVE | | | | |
| | (F600/ M-304) 1/2 x 1/2 x R/L | LF | IM1-964 | *Quick Ship | |
| | (F601/ M-301) 3/4 x 3/4 x R/L | LF | IM1-907 | \$1.65 | \$2.82 |
| | 11/16 x 1-1/8 x 8' (WM-94) | Each | IM1-968 | \$19.51 | \$28.88 |
| | 11/16 x 1-1/8 x 12' (WM-94) | Each | IM1-96812 | \$29.25 | \$43.30 |
|  | CROWN MOULDING | | | | |
| | (F608/ M-409) 9/16 x 2-1/4 x R/L | LF | IM1-931 | \$12.99 | \$14.96 |
| | (F610/ M-420) 11/16 x 3-7/16 x R/L | LF | IM1-959 | \$10.51 | \$12.48 |
| | (F611) 3/4 x 3-5/8 x R/L | LF | IM1-901 | *Quick Ship | |
| | (F614/ M-414) 11/16 x 4-1/4 x R/L | LF | IM1-963 | *Quick Ship | |
| | (F613/ M-439) 1-1/16 x 5-3/8 x R/L | LF | IM1-902 | *Quick Ship | |

*Quick Ship - Badger Three to Four Week Ship Program. Add One Week for Pre-finishing.

OAK MOULDINGS


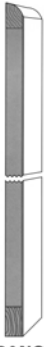
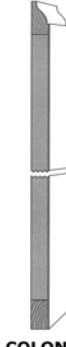






See Our Wide Selection of Finish Options on Catalog Pages IM-U-2-3.

| Profile | Size | UOM | Prod.# | Pricing Per UOM | |
|--|--|------|---------|-----------------|------------|
| | | | | Raw | Core Pref. |
| Random length orders may receive and be billed for up to 10% overage. Specified lengths will be billed a 30% upcharge. 7' and 7'6" Lengths may be sent with up to a 10% head material unless otherwise specified. | | | | | |
|  | MULL CASING | | | | |
| | 1/4 x 2 x R/L (F500D/ MM-2) | LF | IM1-908 | \$2.05 | \$3.22 |
| | 1/4 x 3 x R/L (F500H/ MM-3C) | LF | IM1-894 | \$6.31 | \$7.48 |
| | 1/4 x 3 x 7'6 (F500H/ MM-3C) | Each | IM1-895 | *Quick Ship | |
| | 1/4 x 5 x R/L (F500L/ MM-4I) | LF | IM1-892 | \$10.42 | \$11.60 |
| | 1/4 x 5 x 7'6 (F500L/ MM-4I) | Each | IM1-893 | *Quick Ship | |
|  | HANDRAIL / SAFETY RAIL | | | | |
| | (F959) 1-1/2 x 5-1/2 x R/L | LF | IM1-920 | *Quick Ship | |
| | (F932) 1-1/4 x 5-1/2 x 18' | Each | IM1-986 | *Quick Ship | |
|  | ROUND HANDRAIL (F901/ M-801) | | | | |
| | (F901/ M-801) 1-5/8 x 1-3/4 x R/L | LF | IM1-911 | \$11.62 | \$15.04 |
| | (F901L/ M-801) 1-5/8 x 1-3/4 x 18' | Each | IM1-983 | \$209.17 | \$270.72 |
|  | HANDRAIL (F904L) | | | | |
| | 1-1/4 x 2-1-4 x 18' | Each | IM1-984 | \$288.62 | \$350.17 |
|  | HANDRAIL (F1010) | | | | |
| | 2-1/4 x 2-3/8 x 18' | Each | IM1-985 | *Quick Ship | |
|  | PANEL MOULD / CHAIR RAIL (F724) | | | | |
| | 3/4 x 1-1/8 x R/L | LF | IM1-996 | *Quick Ship | |
|  | PANEL MOULD / CHAIR RAIL (F721/ M-555) | | | | |
| | 11/16 x 2 x R/L | LF | IM1-903 | *Quick Ship | |
|  | PANEL MOULD / CHAIR RAIL (F722/ M-532) | | | | |
| | 11/16 x 3 x R/L | LF | IM1-932 | *Quick Ship | |
|  | PANEL CAP (F451/ MPC-1) | | | | |
| | 3/4 x 1-12 x R/L | LF | IM1-956 | \$6.69 | \$7.86 |
|  | MANTEL MOULDING (F746) | | | | |
| | 7/16 x 1-1/8 x R/L | LF | IM1-997 | *Quick Ship | |

*Quick Ship - Badger Three to Four Week Ship Program. Add One Week for Pre-finishing.

OAK MOULDINGS

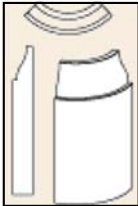
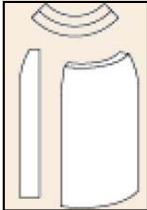
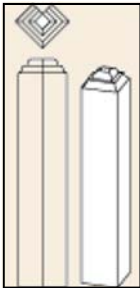

See Our Wide Selection of Finish Options on Catalog Pages IM-U-2-3.

| Profile | Size | UOM | Prod.# | Pricing Per UOM | |
|--|---|------|---------|-----------------|------------|
| | | | | Raw | Core Pref. |
| Random length orders may receive and be billed for up to 10% overage. Specified lengths will be billed a 30% upcharge. 7' and 7'6" Lengths may be sent with up to a 10% head material unless otherwise specified. | | | | | |
|  | OAK BEADED PANELING (F782/ MWC-10P) | | | | |
| | 3/8 x 3-1/4 x 36 (stocked in 3' sections only) | Each | IM1-904 | *Quick Ship | |
|   RANCH COLONIAL | COLONIAL VENEERED SKIRTBOARD (F996/ MV-846) | | | | |
| | 7/16 x 9-1/4-10' | Each | IM1-921 | *Quick Ship | |
| | 7/16 x 9-1/4-16' | Each | IM1-922 | \$197.75 | \$252.45 |
| | 7/16 x 9-1/4-18' | Each | IM1-982 | \$222.44 | \$283.99 |
| | RANCH VENEERED SKIRTBOARD (F995/ MV-845) | | | | |
| | 7/16 x 9-1/4-10' | Each | IM1-923 | *Quick Ship | |
| | 7/16 x 9-1/4-16' | Each | IM1-924 | \$197.75 | \$252.45 |
| | 7/16 x 9-1/4-18' | Each | IM1-981 | *Quick Ship | |
|  F240B/ M510  F240A/ M102 | BASE CAP | | | | |
| | (F240A/ M-102) 5/8 x 3/4 x RL | LF | IM1-930 | *Quick Ship | |
| | (F240B/ M-510) 11/16 x 1-3/8 x RL | LF | IM1-965 | \$3.78 | \$5.75 |
|  | CORNER BLOCK (Also available in plain face via special order) | | | | |
| | (F175) 15/16 x 2-3/4 x 2-3/4 | Each | IM1-934 | \$12.27 | \$24.54 |
|  | PLINTH BLOCK (Also available in plain face via special order) | | | | |
| | (F166) 15/16 x 3-1/2 x 8 | Each | IM1-935 | *Quick Ship | |
| | (F176) 1-1/16 x 2-3/4 x 6 | Each | IM1-918 | *Quick Ship | |
| | (F176) 15/16 x 2-3/4 x 6 | Each | IM1-936 | *Quick Ship | |
|  | T ASTRAGAL - For 1-3/8 Doors (F324/ M-652) | | | | |
| | 1-1/4 x 2-1/16 x 7' | Each | IM1-913 | \$74.58 | \$89.00 |
| | 1-1/4 x 2-1/16 x 8' | Each | IM1-950 | *Quick Ship | |
|  | T ASTRAGAL - For 1-3/4 Doors (F323/ M-652A) | | | | |
| | 1-1/4 x 2-3/8 x 7' | Each | IM1-914 | \$143.29 | \$157.71 |
| | 1-1/4 x 2-3/8 x 8' | Each | IM1-951 | \$162.40 | \$176.82 |

*Quick Ship - Badger Three to Four Week Ship Program. Add One Week for Pre-finishing.

OAK MOULDINGS

See Our Wide Selection of Finish Options on Catalog Pages IM-U-2-3.







| Profile | Size | UOM | Prod.# | Pricing Per UOM | |
|--|-------------------------|---------|-------------|-----------------|------------|
| | | | | Raw | Core Pref. |
| Random length orders may receive and be billed for up to 10% overage. Specified lengths will be billed a 30% upcharge. 7' and 7'6" Lengths may be sent with up to a 10% head material unless otherwise specified. | | | | | |
|  RC-2  RC-1  SSO | ROUND BASE CORNERS | | | | |
| | Colonial | | | | |
| | (RC2) 3/8 X 2-3/4 | Each | IM1-937 | *Quick Ship | |
| | (RC2-45o) 3/8 X 2-3/4 | Each | IM1-980 | *Quick Ship | |
| | (RC2) 3/8 X 3-1/4 | Each | IM1-957 | *Quick Ship | |
| | (RC2) 7/16 X 4-1/4 | Each | IM1-958 | *Quick Ship | |
| | (RC4BC) 3/4 X 6-1/4 | Each | IM1-978 | *Quick Ship | |
| | Ranch | | | | |
| | (RC1-Ranch) 3/8 X 2-3/4 | Each | IM1-938 | *Quick Ship | |
| | SQUARE BASE CORNER | | | | |
| (SSO) 7/8 X 6-1/4 | Each | IM1-979 | *Quick Ship | | |
|  | THRESHOLDS | | | | |
| | (F801V) With Bulb - 37 | Each | IM1-947 | *Quick Ship | |
| | BIFOLD TRACK COVER | | | | |
| | 3/4 x 3/4 | LF | IM1-899 | *Quick Ship | |

*Quick Ship - Badger Three to Four Week Ship Program. Add One Week for Pre-finishing.

HARD MAPLE MOULDINGS

See Our Wide Selection of Finish Options on Catalog Pages IM-U-2-3.

***Note: Due to the difficulties of staining hard maple, product knowledge prior to staining is essential. Hard maple can appear blotchy when staining it a medium or dark color. To avoid this color issue, consultation from a professional stain/paint shop may help in avoiding unwanted color results.*


| Profile | Size | UOM | Prod.# | Pricing Per UOM | |
|--|---|------|------------|-----------------|------------|
| | | | | Raw | Core Pref. |
| Random length orders may receive and be billed for up to 10% overage. Specified lengths will be billed a 30% upcharge. 7' and 7'6" Lengths may be sent with up to a 10% head material unless otherwise specified. | | | | | |
|  | COLONIAL CASING (F111/ MC-2) | | | | |
| | 9/16 x 2-1/4 x R/L | LF | IM22-236 | *Quick Ship | |
| | 9/16 x 2-1/4 x 7' | Each | IM22-237 | *Quick Ship | |
| | Door Casing Sets | | | | |
| | 1/0 to 3/0 Drs - 1 Side | Set | IM22-235S1 | *Quick Ship | |
| | 4/0 to 6/0 Drs - 1 Side | Set | IM22-235D1 | *Quick Ship | |
|  | STD. ROUND COLONIAL CASING (F115/ MC-13) | | | | |
| | 1/2 x 2-1/4 x R/L | LF | IM22-211 | \$3.50 | \$4.29 |
| | 1/2 x 2-1/4 x 7' | Each | IM22-212 | \$24.87 | \$30.45 |
| | Door Casing Sets | | | | |
| | 1/0 to 3/0 Drs - 1 Side | Set | IM22-210S1 | \$62.18 | \$76.12 |
| | 4/0 to 6/0 Drs - 1 Side | Set | IM22-210D1 | \$74.62 | \$91.34 |
|  | STD. SQUARE COLONIAL CASING (F118/ MC-2A) | | | | |
| | 1/2 x 2-1/4 x R/L | LF | IM22-201 | \$3.50 | \$4.29 |
| | 1/2 x 2-1/4 x 7' | Each | IM22-202 | \$25.08 | \$30.65 |
| | Door Casing Sets | | | | |
| | 1/0 to 3/0 Drs - 1 Side | Set | IM22-200S1 | \$62.69 | \$76.63 |
| | 4/0 to 6/0 Drs - 1 Side | Set | IM22-200D1 | \$75.23 | \$91.95 |
|  | COLONIAL CASING (F131/ MC-47) | | | | |
| | 11/16 x 3-1/4 x R/L | LF | IM22-321 | \$10.78 | \$11.57 |
| | 11/16 x 3-1/4 x 7'6" | Each | IM22-322 | \$87.01 | \$92.98 |
| | Door Casing Sets | | | | |
| | 1/0 to 3/0 Drs - 1 Side | Set | IM22-320S1 | \$217.52 | \$231.46 |
| | 4/0 to 6/0 Drs - 1 Side | Set | IM22-320D1 | \$261.03 | \$277.75 |
|  | COLONIAL CASING (F132/ MC-39) | | | | |
| | 11/16 x 3-1/4 x R/L | LF | IM22-221 | *Quick Ship | |
| | 11/16 x 3-1/4 x 7'6" | Each | IM22-222 | *Quick Ship | |
| | Door Casing Sets | | | | |
| | 1/0 to 3/0 Drs - 1 Side | Set | IM22-220S1 | *Quick Ship | |
| | 4/0 to 6/0 Drs - 1 Side | Set | IM22-220D1 | *Quick Ship | |
|  | COLONIAL CASING (F134/ MC-40) | | | | |
| | 9/16 x 3-1/4 x R/L | LF | IM22-324 | \$13.66 | \$14.45 |
| | 9/16 x 3-1/4 x 7'6" | Each | IM22-325 | \$86.57 | \$92.54 |
| | Door Casing Sets | | | | |
| | 1/0 to 3/0 Drs - 1 Side | Set | IM22-323S1 | \$216.42 | \$230.35 |
| | 4/0 to 6/0 Drs - 1 Side | Set | IM22-323D1 | \$259.71 | \$276.43 |

*Quick Ship - Badger Three to Four Week Ship Program. Add One Week for Pre-finishing.

HARD MAPLE MOULDINGS

See Our Wide Selection of Finish Options on Catalog Pages IM-U-2-3.

***Note: Due to the difficulties of staining hard maple, product knowledge prior to staining is essential. Hard maple can appear blotchy when staining it a medium or dark color. To avoid this color issue, consultation from a professional stain/paint shop may help in avoiding unwanted color results.*









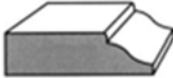
| Profile | Size | UOM | Prod.# | Pricing Per UOM | |
|--|-------------------------------|------|------------|-----------------|------------|
| | | | | Raw | Core Pref. |
| Random length orders may receive and be billed for up to 10% overage. Specified lengths will be billed a 30% upcharge. 7' and 7'6" Lengths may be sent with up to a 10% head material unless otherwise specified. | | | | | |
|  | RANCH CASING (F100/ MC-6) | | | | |
| | 9/16 x 2-1/4 x R/L | LF | IM22-112 | *Quick Ship | |
| | 9/16 x 2-1/4 x 7' | Each | IM22-113 | *Quick Ship | |
| | Door Casing Sets | | | | |
| | 1/0 to 3/0 Drs - 1 Side | Set | IM22-111S1 | *Quick Ship | |
| | 4/0 to 6/0 Drs - 1 Side | Set | IM22-111D1 | *Quick Ship | |
|  | RANCH CASING (F113/ MC-8) | | | | |
| | 1/2 x 2-1/4 x R/L | LF | IM22-101 | \$3.50 | \$4.29 |
| | 1/2 x 2-1/4 x 7' | Each | IM22-102 | \$24.87 | \$30.45 |
| | Door Casing Sets | | | | |
| | 1/0 to 3/0 Drs - 1 Side | Set | IM22-100S1 | \$62.18 | \$76.12 |
| | 4/0 to 6/0 Drs - 1 Side | Set | IM22-100D1 | \$74.62 | \$91.34 |
|  | FLAT CASING (F157/ MC-5) | | | | |
| | 9/16 x 2-1/4 x R/L | LF | IM22-351 | \$5.46 | \$6.25 |
| | 9/16 x 2-1/4 x 7' | Each | IM22-352 | \$43.31 | \$48.88 |
| | Door Casing Sets | | | | |
| | 1/0 to 3/0 Drs - 1 Side | Set | IM22-350S1 | \$108.28 | \$122.21 |
| | 4/0 to 6/0 Drs - 1 Side | Set | IM22-350D1 | \$129.93 | \$146.65 |
|  | FLAT CASING (F1544/ MC-34C) | | | | |
| | 1/2 x 3-1/4 x R/L | LF | IM22-362 | \$8.69 | \$9.49 |
| | 1/2 x 3-1/4 x 7'6 | Each | IM22-363 | \$63.60 | \$69.57 |
|  | FLUTED CASING (F160/ MRC-100) | | | | |
| | 11/16 x 3-1/4 x R/L | LF | IM22-311 | *Quick Ship | |
| | 11/16 x 3-1/4 x 7'6 | Each | IM22-312 | *Quick Ship | |
| | ADD FOR MITRED CASING SETS | | | | |
| | Mitred & Bundled: | | IDLCS001 | \$5.88 | Per Side |
| | Mitred & Assembled: | | IDLCS002 | \$10.51 | Per Side |
| | Mitred & Applied: | | IDLCS003 | \$14.56 | Per Side |

*Quick Ship - Badger Three to Four Week Ship Program. Add One Week for Pre-finishing.

HARD MAPLE MOULDINGS

See Our Wide Selection of Finish Options on Catalog Pages IM-U-2-3.

****Note:** Due to the difficulties of staining hard maple, product knowledge prior to staining is essential. Hard maple can appear blotchy when staining it a medium or dark color. To avoid this color issue, consultation from a professional stain/paint shop may help in avoiding unwanted color results.

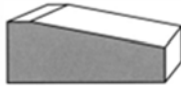





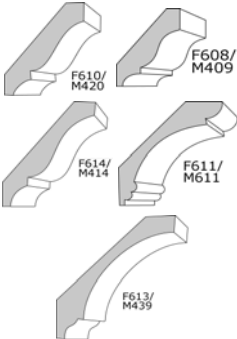
| Profile | Size | UOM | Prod.# | Pricing Per UOM | |
|--|--|------|----------|-----------------|------------|
| | | | | Raw | Core Pref. |
| Random length orders may receive and be billed for up to 10% overage. Specified lengths will be billed a 30% upcharge. 7' and 7'6" Lengths may be sent with up to a 10% head material unless otherwise specified. | | | | | |
|  | RANCH BASE | | | | |
| | (F206/ MB-3) 3/8 x 2-3/4 x R/L | LF | IM22-104 | \$4.11 | \$4.96 |
| | (F208/ MB-5) 3/8 x 3-1/4 x R/L | LF | IM22-117 | \$5.71 | \$6.55 |
|  | COLONIAL BASE | | | | |
| | (F218/ MB-2C) 3/8 x 2-5/8 x R/L | LF | IM22-232 | *Quick Ship | |
| | (F219/ MB-3C) 3/8 x 2-3/4 x R/L | LF | IM22-204 | \$4.11 | \$4.96 |
| | (F216/ MB-4C) 3/8 x 3 x R/L | LF | IM22-234 | *Quick Ship | |
| | (F217/ MB-5C) 3/8 x 3-1/4 x R/L | LF | IM22-233 | \$4.84 | \$5.68 |
|  | COLONIAL BASE (F225/ MB-50) Solid Maple | | | | |
| | 7/16 x 4-1/4 x R/L | LF | IM22-219 | \$10.90 | \$11.74 |
|  | COLONIAL BASE (F2046/ MB-42) | | | | |
| | 1/2 x 4-1/4 x R/L | LF | IM22-239 | \$13.31 | \$14.15 |
|  | COLONIAL BASE (F2800/ MB-2800) Solid Maple | | | | |
| | 9/16 x 5-1/4 x R/L | LF | IM22-241 | *Quick Ship | |
|  | FLAT BASE | | | | |
| | (F238/ MB-20) 7/16 x 3-1/4 x R/L | LF | IM22-238 | \$6.31 | \$7.15 |
| | (F2363/ MB-21) 7/16 x 4-1/4 x R/L | LF | IM22-358 | \$9.46 | \$10.30 |
|  | VENEERED COLONIAL BASE (F275/ MB-50V) | | | | |
| | 7/16 x 4-1/4 x R/L | LF | IM22-209 | *Quick Ship | |
|  | SQUARE E2E STOP (F305/ MS-11) | | | | |
| | 3/8 x 1-1/4 x R/L | LF | IM22-105 | \$2.58 | \$3.75 |
| | 3/8 x 1-1/4 x 7' | Each | IM22-106 | \$15.33 | \$23.53 |
| | Square E2E Stop Set - 1/0 to 3/0 | Set | IM22-107 | \$38.32 | \$58.82 |
| | Square E2E Stop Set - 4/0 to 6/0 | Set | IM22-108 | \$45.99 | \$70.58 |
|  | COLONIAL STOP (F306/ MS-7) | | | | |
| | 3/8 x 1-1/4 x R/L | LF | IM22-205 | \$2.50 | \$3.67 |
| | 3/8 x 1-1/4 x 7' | Each | IM22-206 | \$15.33 | \$23.53 |
| | 3/8 x 1-1/4 x 8' | Each | IM22-271 | *Quick Ship | |
| | Colonial Stop Set - 1/0 to 3/0 | Set | IM22-207 | \$38.32 | \$58.82 |
| | Colonial Stop Set - 4/0 to 6/0 | Set | IM22-208 | \$45.99 | \$70.58 |

*Quick Ship - Badger Three to Four Week Ship Program. Add One Week for Pre-finishing.

HARD MAPLE MOULDINGS

See Our Wide Selection of Finish Options on Catalog Pages IM-U-2-3.

***Note: Due to the difficulties of staining hard maple, product knowledge prior to staining is essential. Hard maple can appear blotchy when staining it a medium or dark color. To avoid this color issue, consultation from a professional stain/paint shop may help in avoiding unwanted color results.*







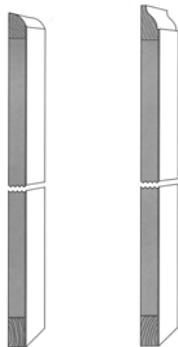
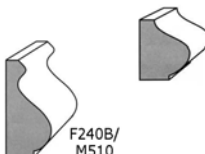
| Profile | Size | UOM | Prod.# | Pricing Per UOM | |
|--|-------------------------------------|------|----------|-----------------|------------|
| | | | | Raw | Core Pref. |
| Random length orders may receive and be billed for up to 10% overage. Specified lengths will be billed a 30% upcharge. 7' and 7'6" Lengths may be sent with up to a 10% head material unless otherwise specified. | | | | | |
|  | WEDGE STOP (F313/ MS-5) | | | | |
| | 11/16 x 1-5/8 x R/L | LF | IM22-927 | *Quick Ship | |
| | 11/16 x 1-5/8 x 7' | Each | IM22-928 | *Quick Ship | |
|  | WALL POCKET STOP (MS-4) | | | | |
| | 1/2 x 1-1/2 x 7' | Each | IM22-975 | \$54.19 | \$56.15 |
|  | SHOE (F200/ M-50) | | | | |
| | 7/16 x 3/4 x R/L | LF | IM22-900 | \$1.85 | \$3.02 |
|  | OUTSIDE CORNER | | | | |
| | (F651/ M-702) 3/4 x 3/4 x R/L | LF | IM22-905 | *Quick Ship | |
| | (F651/ M-702) 3/4 x 3/4 x 8' | Each | IM22-906 | *Quick Ship | |
| | (F652/ M-701) 1-1/16 x 1-1/16 x 8' | Each | IM22-940 | *Quick Ship | |
| | (F655/ M-703) 1-1/16 x 1-1/16 x R/L | LF | IM22-961 | *Quick Ship | |
|  | QUARTER ROUND | | | | |
| | (F661/ M-201) 3/4 x 3/4 x R/L | LF | IM22-912 | \$2.86 | \$4.03 |
| | (F662/ M-200) 1/2 x 1/2 x R/L | LF | IM22-929 | \$2.42 | \$3.59 |
|  | COVE | | | | |
| | (F600/ M-304) 1/2 x 1/2 x R/L | LF | IM22-964 | *Quick Ship | |
| | (F601/ M-301) 3/4 x 3/4 x R/L | LF | IM22-907 | \$2.71 | \$3.88 |
|  | CROWN MOULDING | | | | |
| | (F608/ M-409) 9/16 x 2-1/4 x R/L | LF | IM22-931 | *Quick Ship | |
| | (F610/ M-420) 11/16 x 3-7/16 x R/L | LF | IM22-959 | *Quick Ship | |
| | (F611/ M-611) 3/4 x 3-5/8 x R/L | LF | IM22-901 | *Quick Ship | |
| | (F614/ M-414) 11/16 x 4-1/4 x R/L | LF | IM22-963 | *Quick Ship | |
| | (F613/ M-439) 1-1/16 x 5-3/8 x R/L | LF | IM22-902 | *Quick Ship | |

*Quick Ship - Badger Three to Four Week Ship Program. Add One Week for Pre-finishing.

HARD MAPLE MOULDINGS

See Our Wide Selection of Finish Options on Catalog Pages IM-U-2-3.

***Note: Due to the difficulties of staining hard maple, product knowledge prior to staining is essential. Hard maple can appear blotchy when staining it a medium or dark color. To avoid this color issue, consultation from a professional stain/paint shop may help in avoiding unwanted color results.*





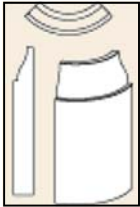
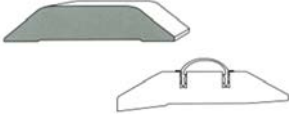
| Profile | Size | UOM | Prod.# | Pricing Per UOM | |
|--|--|------|----------|-----------------|------------|
| | | | | Raw | Core Pref. |
| Random length orders may receive and be billed for up to 10% overage. Specified lengths will be billed a 30% upcharge. 7' and 7'6" Lengths may be sent with up to a 10% head material unless otherwise specified. | | | | | |
|  | MULL CASING (F500-D/ MM-2) | | | | |
| | 1/4 x 2 x R/L | LF | IM22-908 | \$5.09 | \$6.26 |
|  | ROUND HANDRAIL (F901/ M-801) | | | | |
| | 1-5/8 x 1-3/4 x R/L | LF | IM22-911 | \$20.40 | \$23.82 |
|  | PANEL MOULD / CHAIR RAIL (F721/ M-555) | | | | |
| | 11/16 x 2 x R/L | LF | IM22-903 | *Quick Ship | |
|  | PANEL MOULD / CHAIR RAIL (F722/ M-556) | | | | |
| | 11/16 x 3 x R/L | LF | IM22-932 | *Quick Ship | |
|  | MANTEL MOULDING (F746) | | | | |
| | 7/16 x 1-1/8 x R/L | LF | IM22-997 | *Quick Ship | |
|  | HARD MAPLE BEADED PANELING (F782/ MWC-10) | | | | |
| | 3/8 x 3-1/4 x 36 (stocked in 3' sections only) | Each | IM22-904 | *Quick Ship | |
|  RANCH COLONIAL | COLONIAL VENEERED SKIRTBOARD (F996/ MV-846) | | | | |
| | 7/16 x 9-1/4-10' | Each | IM22-921 | *Quick Ship | |
| | 7/16 x 9-1/4-16' | Each | IM22-922 | \$205.21 | \$259.92 |
| | 7/16 x 9-1/4-18' | Each | IM22-982 | \$192.16 | \$253.70 |
| | RANCH VENEERED SKIRTBOARD (F995/ MV-845) | | | | |
| | 7/16 x 9-1/4-16' | Each | IM22-924 | \$205.21 | \$259.92 |
| | 7/16 x 9-1/4-18' | Each | IM22-981 | \$192.16 | \$253.70 |
|  F240B/ M510 F240A/ M102 | BASE CAP | | | | |
| | (F240A/ M-102) 5/8 x 3/4 x RL | LF | IM22-930 | *Quick Ship | |
| | (F240B/ M-510) 11/16 x 1-3/8 x RL | LF | IM22-965 | *Quick Ship | |

*Quick Ship - Badger Three to Four Week Ship Program. Add One Week for Pre-finishing.

HARD MAPLE MOULDINGS

See Our Wide Selection of Finish Options on Catalog Pages IM-U-2-3.

****Note:** Due to the difficulties of staining hard maple, product knowledge prior to staining is essential. Hard maple can appear blotchy when staining it a medium or dark color. To avoid this color issue, consultation from a professional stain/paint shop may help in avoiding unwanted color results.




| Profile | Size | UOM | Prod.# | Pricing Per UOM | |
|---|---|------|----------|-----------------|------------|
| | | | | Raw | Core Pref. |
| Random length orders may receive and be billed for up to 10% overage. Specified lengths will be billed a 30% upcharge. 7' and 7'6" Lengths may be sent with up to a 10% head material unless otherwise specified. | | | | | |
|  | CORNER BLOCK (Also available in plain face via special order) | | | | |
| | (F175) 1-1/16 x 2-3/4 x 2-3/4 | Each | IM22-916 | *Quick Ship | |
| | PLINTH BLOCK (Also available in plain face via special order) | | | | |
| | (F176) 1-1/16 x 2-3/4 x 6 | Each | IM22-918 | *Quick Ship | |
| | (F176) 15/16 x 2-3/4 x 6 | Each | IM22-936 | *Quick Ship | |
|  | T ASTRAGAL - For 1-3/8 Doors (F324/ M-652) | | | | |
| | 1-1/4 x 2-1/16 x 7' | Each | IM22-913 | \$107.12 | \$121.54 |
| | 1-1/4 x 2-1/16 x 8' | Each | IM22-950 | *Quick Ship | |
|  | T ASTRAGAL - For 1-3/4 Doors (F323/ M-652A) | | | | |
| | 1-1/4 x 2-3/8 x 7' | Each | IM22-914 | *Quick Ship | |
| | 1-1/4 x 2-3/8 x 8' | Each | IM22-951 | \$214.28 | \$228.71 |
|  | INSIDE CORNER BLOCK (F285A) | | | | |
| | 3/4 x 3/4 X 8 | Each | IM22-925 | *Quick Ship | |
| | OUTSIDE CORNER BLOCK (F286A) | | | | |
| | 1-1/2 x 1-1/2 x 8 | Each | IM22-926 | *Quick Ship | |
|  RC-2 | ROUND BASE CORNERS | | | | |
| | Colonial | | | | |
| | (RC2) 3/8 X 2-5/8 | Each | IM22-976 | *Quick Ship | |
| | (RC2) 3/8 X 3 | Each | IM22-977 | *Quick Ship | |
| | (RC2) 3/8 X 3-1/4 | Each | IM22-957 | *Quick Ship | |
| | (RC4) 7/16 X 4-1/4 | Each | IM22-958 | *Quick Ship | |
| | (RC4BC) 7/16 X 6-1/4 | Each | IM22-978 | *Quick Ship | |
|  | THRESHOLDS | | | | |
| | (F800/MT-3) Plain - 73 | Each | IM22-946 | *Quick Ship | |
| | (F801V) With Bulb - 73 | Each | IM22-948 | *Quick Ship | |

*Quick Ship - Badger Three to Four Week Ship Program. Add One Week for Pre-finishing.


SOFT MAPLE MOULDINGS

See Our Wide Selection of Finish Options on Catalog Pages IM-U-2-3.

***Note: Due to the difficulties of staining hard maple, product knowledge prior to staining is essential. Hard maple can appear blotchy when staining it a medium or dark color. To avoid this color issue, consultation from a professional stain/paint shop may help in avoiding unwanted color results.*

| Profile | Size | UOM | Prod.# | Pricing Per UOM | |
|--|---|------|------------|-----------------|------------|
| | | | | Raw | Core Pref. |
| Random length orders may receive and be billed for up to 10% overage. Specified lengths will be billed a 30% upcharge. 7' and 7'6" Lengths may be sent with up to a 10% head material unless otherwise specified. | | | | | |
|  | COLONIAL CASING (F115/ MC-13/ LWM-356B) | | | | |
| | 1/2 x 2-1/4 x 7' | Each | IM20-212 | *Quick Ship | |
| | Door Casing Sets | | | | |
| | 1/0 to 3/0 Doors - 1 Side | Set | IM20-212S1 | *Quick Ship | |
| | 4/0 to 6/0 Doors - 1 Side | Set | IM20-212D1 | *Quick Ship | |
|  | COLONIAL CASING (MC-71) | | | | |
| | 9/16 x 2-3/4 x 7'3" | Each | IM20-213 | *Quick Ship | |
| | Door Casing Sets | | | | |
| | 1/0 to 3/0 Doors - 1 Side | Set | IM20-213S1 | *Quick Ship | |
| | 4/0 to 6/0 Doors - 1 Side | Set | IM20-213D1 | *Quick Ship | |
|  | COLONIAL BASE | | | | |
| | (F217/ MB-5C) 3/8 x 3-1/4 x R/L | LF | IM20-233 | *Quick Ship | |





WHITE BIRCH

| Profile | Size | UOM | Prod.# | Pricing Per UOM | |
|--|--------------------------------|------|---------|-----------------|------------|
| | | | | Raw | Core Pref. |
| Random length orders may receive and be billed for up to 10% overage. Specified lengths will be billed a 30% upcharge. 7' and 7'6" Lengths may be sent with up to a 10% head material unless otherwise specified. | | | | | |
|  | COLONIAL STOP (F306/ MS-7) | | | | |
| | 3/8 x 1-1/4 x 7' | Each | IM4-206 | \$21.36 | \$29.56 |
| | Colonial Stop Set - 1/0 to 3/0 | Set | IM4-207 | \$53.40 | \$73.90 |
| | Colonial Stop Set - 4/0 to 6/0 | Set | IM4-208 | \$64.08 | \$88.67 |
| | | | | | |

*Quick Ship - Badger Three to Four Week Ship Program. Add One Week for Pre-finishing.

PINE MOULDINGS









See Our Wide Selection of Finish Options on Catalog Pages IM-U-2-3.

| Profile | Size | UOM | Prod.# | Pricing Per UOM | |
|--|---|-------------------------------|-----------|-----------------|------------|
| | | | | Raw | Core Pref. |
| Random length orders may receive and be billed for up to 10% overage. Specified lengths will be billed a 30% upcharge. 7' and 7'6" Lengths may be sent with up to a 10% head material unless otherwise specified. | | | | | |
|  | RANCH CASING (F113/ MC-8/ LWM324) | | | | |
| | 1/2 x 2-1/4 x R/L | LF | IM3-121 | \$2.12 | \$2.92 |
| | 1/2 x 2-1/4 x 7' | Each | IM3-122 | \$16.49 | \$22.06 |
| | Door Casing Sets | | | | |
| | 1/0 to 3/0 Doors - 1 Side | Set | IM3-120S1 | \$41.22 | \$55.15 |
| | 4/0 to 6/0 Doors - 1 Side | Set | IM3-120D1 | \$49.46 | \$66.18 |
|  | COLONIAL CASING (F115/ MC-13/ LWM-356B) | | | | |
| | 1/2 x 2-1/4 x R/L | LF | IM3-211 | \$2.12 | \$2.92 |
| | 1/2 x 2-1/4 x 7' | Each | IM3-212 | \$16.49 | \$22.06 |
| | Door Casing Sets | | | | |
| | 1/0 to 3/0 Doors - 1 Side | Set | IM3-210S1 | \$41.22 | \$55.15 |
| | 4/0 to 6/0 Doors - 1 Side | Set | IM3-210D1 | \$49.46 | \$66.18 |
|  | COLONIAL CASING (WM-366) | | | | |
| | 11/16 x 2-1/4 x R/L | LF | IM3-221 | \$2.37 | \$3.17 |
| | 11/16 x 2-1/4 x 7' | Each | IM3-222 | \$15.39 | \$20.96 |
| | Door Casing Sets | | | | |
| | 1/0 to 3/0 Doors - 1 Side | Set | IM3-220S1 | \$38.48 | \$52.41 |
| | 4/0 to 6/0 Doors - 1 Side | Set | IM3-220D1 | \$46.17 | \$62.89 |
| |  | HOOKSTRIP CASING (F157/ MC-5) | | | |
| 9/16 x 2-1/4 x R/L | | LF | IM3-351 | \$3.04 | \$3.84 |
| 9/16 x 2-1/4 x 7' | | Each | IM3-352 | \$22.01 | \$27.58 |
| Door Casing Sets | | | | | |
| 1/0 to 3/0 Doors - 1 Side | | Set | IM3-350S1 | \$55.01 | \$68.95 |
| 4/0 to 6/0 Doors - 1 Side | | Set | IM3-350D1 | \$66.02 | \$82.74 |
| | ADD FOR MITRED CASING SETS | | | | |
| | Mitred & Bundled: | | IDLCS001 | \$5.88 | Per Side |
| | Mitred & Assembled: | | IDLCS002 | \$10.51 | Per Side |
| | Mitred & Applied: | | IDLCS003 | \$14.56 | Per Side |

*Quick Ship - Badger Three to Four Week Ship Program. Add One Week for Pre-finishing.

PINE MOULDINGS






See Our Wide Selection of Finish Options on Catalog Pages IM-U-2-3.

| Profile | Size | UOM | Prod.# | Pricing Per UOM | |
|--|---------------------------------------|------|---------|-----------------|------------|
| | | | | Raw | Core Pref. |
| Random length orders may receive and be billed for up to 10% overage. Specified lengths will be billed a 30% upcharge. 7' and 7'6" Lengths may be sent with up to a 10% head material unless otherwise specified. | | | | | |
|  | RANCH BASE (F202/ MB-9) | | | | |
| | 7/16 x 2-3/4 x R/L | LF | IM3-124 | \$2.83 | \$3.67 |
|  | COLONIAL BASE (F222/ MB-11C/ WM-633B) | | | | |
| | 7/16 x 3-1/4 x R/L | LF | IM3-224 | \$3.15 | \$3.99 |
|  | FLAT BASE (F238/ MB-20) | | | | |
| | 7/16 x 3-1/4 x R/L | LF | IM3-238 | \$3.36 | \$4.20 |
|  | SQUARE E2E STOP (F305/ MS-11) | | | | |
| | 3/8 x 1-1/4 x R/L | LF | IM3-125 | \$1.24 | \$2.41 |
| | 3/8 x 1-1/4 x 7' | Each | IM3-126 | \$8.67 | \$16.87 |
| | Square E2E Stop Set - 1/0 to 3/0 | Set | IM3-127 | \$21.67 | \$42.17 |
| | Square E2E Stop Set - 4/0 to 6/0 | Set | IM3-128 | \$26.01 | \$50.60 |
|  | COLONIAL STOP (MS-7) | | | | |
| | 3/8 x 1-1/4 x R/L | LF | IM3-225 | \$1.34 | \$2.52 |
| | 3/8 x 1-1/4 x 7' | Each | IM3-226 | \$9.52 | \$17.71 |
| | Colonial Stop Set - 1/0 to 3/0 | Set | IM3-227 | \$23.79 | \$44.28 |
| | Colonial Stop Set - 4/0 to 6/0 | Set | IM3-228 | \$28.55 | \$53.14 |
|  | PARTING STOP (WM-254) | | | | |
| | 1/2 x 3/4 x R/L | LF | IM3-929 | \$0.72 | \$1.89 |
|  | BASE SHOE (M-101/ WM-129) | | | | |
| | 7/16 x 11/16 x R/L | LF | IM3-930 | \$0.67 | \$1.84 |
|  | QUARTER ROUND (WM-105) | | | | |
| | 3/4 x 3/4 x R/L (M-201) | LF | IM3-931 | \$1.10 | \$2.27 |
| | 1/2 x 1/2 x R/L (M-200) | LF | IM3-971 | \$0.53 | \$1.70 |
| | 1/4 x 1/4 x R/L | LF | IM3-973 | \$0.60 | \$1.77 |

*Quick Ship - Badger Three to Four Week Ship Program. Add One Week for Pre-finishing.

PINE MOULDINGS





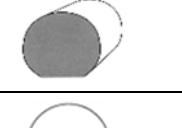
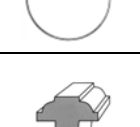
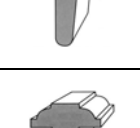
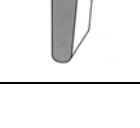

See Our Wide Selection of Finish Options on Catalog Pages IM-U-2-3.

| Profile | Size | UOM | Prod.# | Pricing Per UOM | |
|--|--|------|-----------|-----------------|------------|
| | | | | Raw | Core Pref. |
| Random length orders may receive and be billed for up to 10% overage. Specified lengths will be billed a 30% upcharge. 7' and 7'6" Lengths may be sent with up to a 10% head material unless otherwise specified. | | | | | |
|  | CROWN MOULDING | | | | |
| | 9/16 x 2-3/4 x R/L (WM52) | LF | IM3-942 | \$2.65 | \$4.62 |
| | 9/16 x 3-5/8 x R/L (LWM49) | LF | IM3-943 | \$3.86 | \$5.82 |
|  | BED MOULDING (WM74) | | | | |
| | 9/16 x 1-3/4 x R/L | LF | IM3-944 | \$2.02 | \$3.98 |
|  | COVE | | | | |
| | 3/4 x 3/4 x R/L (WM-93) | LF | IM3-932 | \$0.92 | \$2.09 |
| | 3/4 x 3/4 x 8' (WM-93) | Each | IM3-933 | \$7.50 | \$16.87 |
| | 11/16 x 1-1/8 x R/L (WM-94) | LF | IM3-970 | \$1.34 | \$2.52 |
| | 11/16 x 1-1/8 x 8' (WM-94) Paint Grade Only | Each | IM3-968 | \$18.57 | \$27.93 |
| | 11/16 x 1-1/8 x 12' (WM-94) Paint Grade Only | Each | IM3-96812 | \$27.87 | \$41.92 |
| | 9/16 x 1-3/4 x R/L (WM-85/ M-305) | LF | IM3-974 | \$1.70 | \$2.87 |
|  | LATTICE/MULL CASING | | | | |
| | 1/4 x 2-1/4 x R/L (LWM-263) | LF | IM3-934 | \$1.42 | \$2.59 |
| | 1/4 x 1-3/8 x R/L (WM-267) | LF | IM3-960 | \$0.99 | \$2.16 |
| | 1/4 x 1-3/4 x R/L (WM-265) | LF | IM3-969 | \$1.27 | \$2.44 |
| | 1/4 x 3 x R/L | LF | IM3-894 | \$1.81 | \$2.98 |
| | 1/4 x 4 x R/L | LF | IM3-898 | \$2.55 | \$3.72 |
| | 1/4 x 5 x R/L | LF | IM3-892 | \$3.29 | \$4.46 |
| | 1/4 x 6 x R/L | LF | IM3-896 | \$3.93 | \$5.10 |
|  | SCREEN MOULD (F520/ WM-142/ MSM-7) | | | | |
| | 1/4 x 3/4 x R/L | LF | IM3-935 | \$0.43 | \$1.60 |

*Quick Ship - Badger Three to Four Week Ship Program. Add One Week for Pre-finishing.

PINE MOULDINGS














See Our Wide Selection of Finish Options on Catalog Pages IM-U-2-3.

| Profile | Size | UOM | Prod.# | Pricing Per UOM | |
|--|---|------|---------|-----------------|------------|
| | | | | Raw | Core Pref. |
| Random length orders may receive and be billed for up to 10% overage. Specified lengths will be billed a 30% upcharge. 7' and 7'6" Lengths may be sent with up to a 10% head material unless otherwise specified. | | | | | |
|  | SHELF CLEATS | | | | |
| | 3/4 x 5/4 x R/L | LF | IM3-975 | *Quick Ship | |
| | 3/4 x 5/4 x 8' | Each | IM3-976 | *Quick Ship | |
|  | LG CORNER GUARD (WM-204) | | | | |
| | 1-5/16 x 1-5/16 x R/L | LF | IM3-993 | \$3.36 | \$4.53 |
| | 1-5/6 x 1-5/16 x 8' | Each | IM3-994 | \$25.30 | \$26.47 |
|  | LG CORNER GUARD (WM-205) | | | | |
| | 1-1/8 x 1-1/8 x R/L | LF | IM3-936 | \$1.57 | \$2.74 |
| | 1-1/8 x 1-1/8 x 8' | Each | IM3-941 | \$12.53 | \$21.89 |
|  | SM CORNER GUARD (F651/ M-702/ WM-206) | | | | |
| | 3/4 x 3/4 x R/L | LF | IM3-937 | \$1.10 | \$2.27 |
| | 3/4 x 3/4 x 8' | Each | IM3-938 | \$7.78 | \$17.15 |
|  | CHAIR RAIL (WM-390) | | | | |
| | 11/16 x 2-5/8 x R/L | LF | IM3-954 | \$4.53 | \$5.70 |
|  | HANDRAIL (F901/ M-801/ WM-231) | | | | |
| | 1-1/2x 1-11/16 x R/L | LF | IM3-987 | \$5.50 | \$8.92 |
|  | CLOSET POLE (LWM-233) | | | | |
| | 1-1/4 Round x R/L | LF | IM3-939 | \$2.44 | \$4.92 |
|  | T ASTRAGAL - For 1-3/8 Doors (F324/ M-652) | | | | |
| | 1-1/4 x 2-1/16 x 7' | Each | IM3-913 | \$46.20 | \$60.63 |
| | 1-1/4 x 2-1/16 x 8' | Each | IM3-950 | \$52.82 | \$67.25 |
|  | T ASTRAGAL - For 1-3/4 Doors (F323/ M-652A) | | | | |
| | 1-1/4 x 2-3/8 x 7' | Each | IM3-914 | *Quick Ship | |
| | 1-1/4 x 2-3/8 x 8' | Each | IM3-951 | \$43.59 | \$58.01 |
| | HOOK MOULDING (WM-482) | | | | |
| | 1/2 x 2-1/2 x R/L | LF | IM3-953 | *Quick Ship | |
| | 1/2 x 2-1/2 x 8' | Each | IM3-952 | *Quick Ship | |

*Quick Ship - Badger Three to Four Week Ship Program. Add One Week for Pre-finishing.

PINE - PRIMED FINGER JOINTED MOULDINGS







See Our Wide Selection of Finish Options on Catalog Pages IM-U-2-3.

| Profile | Size | UOM | Prod.# | Pricing Per UOM | |
|--|--|------|-----------|-----------------|------------|
| | | | | Primed | Core Pref. |
| The Items on this page come in the Specified Lengths noted. There is no upcharge when these lengths are ordered. 7' and 7'6" Lengths may be sent with up to a 10% head material unless otherwise specified. | | | | | |
|  | COLONIAL CASING (356JF07) | | | | |
| | 11/16 x 2-1/4 X 7' | Each | IM3-242 | \$10.78 | \$16.36 |
| | 11/16 x 2-1/4 x 14' | Each | IM3-243 | \$28.53 | \$39.67 |
| | Door Casing Sets | | | | |
| | 1/0 to 3/0 Doors - 1 Side | Set | IM3-240S1 | \$26.96 | \$40.89 |
| | 4/0 to 6/0 Doors - 1 Side | Set | IM3-240D1 | \$32.35 | \$49.07 |
|  | COLONIAL BASE (623J) | | | | |
| | 9/16 x 3-1/4 x 16' | Each | IM3-251 | \$45.98 | \$59.47 |
|  | COLONIAL CASING (L 444 RL FJPCC) | | | | |
| | 11/16 x 3-1/4 x 15' | Each | IM3-104 | \$37.19 | \$49.14 |
| | Door Casing Sets | | | | |
| | 1/0 to 3/0 Doors - 1 Side | Set | IM3-104S1 | \$46.49 | \$60.43 |
| | 4/0 to 6/0 Doors - 1 Side | Set | IM3-104D1 | \$55.79 | \$72.51 |
|  | COLONIAL BASE (P 808 RL FJPCC) | | | | |
| | 9/16 x 4-1/4 x 16' | Each | IM3-106 | \$44.59 | \$58.09 |
|  | MODERN CASING (316 RL FJPMD) | | | | |
| | 11/16 x 2-1/4 x 14' | Each | IM3-101 | \$29.94 | \$41.09 |
| | Door Casing Sets | | | | |
| | 1/0 to 3/0 Doors - 1 Side | Set | IM3-101S1 | \$37.42 | \$51.36 |
| | 4/0 to 6/0 Doors - 1 Side | Set | IM3-101D1 | \$44.91 | \$61.63 |
|  | MODERN BASE (L 724 RL FJPMD) | | | | |
| | 7/16 x 3 x 16' | Each | IM3-102 | \$37.96 | \$51.45 |
|  | E2E CASING (453 R6 FJPCC) | | | | |
| | 11/16 x 2-1/4 x 16' | Each | IM3-103 | \$27.81 | \$40.54 |
| | Door Casing Sets | | | | |
| | 1/0 to 3/0 Doors - 1 Side | Set | IM3-103S1 | \$34.76 | \$48.69 |
| | 4/0 to 6/0 Doors - 1 Side | Set | IM3-103D1 | \$41.71 | \$58.43 |
|  | COLONIAL CASING (130p - 445RLFJPCC) | | | | |
| | 11/16 x 3-1/4 x 15' | Each | IM3-108 | *Quick Ship | |
| | Door Casing Sets | | | | |
| | 1/0 to 3/0 Doors - 1 Side | Set | IM3-108S1 | *Quick Ship | |
| | 4/0 to 6/0 Doors - 1 Side | Set | IM3-108D1 | *Quick Ship | |
|  | HOOKSTRIP CASING (432J) | | | | |
| | 9/16 x 3-1/2 x 16' | Each | IM3-366 | \$40.77 | \$53.51 |
|  | HOOKSTRIP BASE (430J) | | | | |
| | 7/16 x 4-1/4 x 16' | Each | IM3-359 | \$43.24 | \$56.73 |
|  | ASTRAGAL FJ - For 1-3/8 Doors (1305T) | | | | |
| | 2" x 1-1/4" x 7' | Each | IM3-915 | \$64.77 | \$79.20 |
|  | RD EDGE PRIMED FJ SHOE (PINE) (ZZ128P) | | | | |
| | 7/16" x 3/4" x 16' | LF | IM3-372 | \$1.10 | \$2.27 |
|  | BASE SHOE (126 RL FJPMD) | | | | |
| | 1/2" x 3/4" x 16' | Each | IM3-107 | \$12.95 | \$31.69 |

*Quick Ship - Badger Three to Four Week Ship Program. Add One Week for Pre-finishing.

KNOTTY PINE MOULDINGS

See Our Wide Selection of Finish Options on Catalog Pages IM-U-2-3.

| Profile | Size | UOM | Prod.# | Pricing Per UOM | |
|--|--------------------------------|------|------------|-----------------|------------|
| | | | | Raw | Core Pref. |
| Random length orders may receive and be billed for up to 10% overage. Specified lengths will be billed a 30% upcharge. 7' and 7'6" Lengths may be sent with up to a 10% head material unless otherwise specified. | | | | | |
|  | COLONIAL CASING (F115/ MC-13) | | | | |
| | 1/2 x 2-1/4 x 7' | Each | IM31-212 | *Quick Ship | |
| | Door Casing Sets | | | | |
| | 1/0 to 3/0 Doors - 1 Side | Set | IM31-210S1 | *Quick Ship | |
| | 4/0 to 6/0 Doors - 1 Side | Set | IM31-210D1 | *Quick Ship | |
|  | FLAT CASING | | | | |
| | 3/4 x 2-1/2 x 8' | Each | IM31-352 | \$24.47 | \$30.04 |
| | Door Casing Sets | | | | |
| | 1/0 to 3/0 Drs - 1 Side | Set | IM31-352S1 | \$61.17 | \$75.11 |
| | 4/0 to 6/0 Drs - 1 Side | Set | IM31-352D1 | \$73.41 | \$90.13 |
|  | FLAT CASING | | | | |
| | 3/4 x 3-1/2 x 8' | Each | IM31-354 | \$15.05 | \$20.62 |
| | Door Casing Sets | | | | |
| | 1/0 to 3/0 Drs - 1 Side | Set | IM31-354S1 | \$37.62 | \$51.55 |
| | 4/0 to 6/0 Drs - 1 Side | Set | IM31-354D1 | \$45.14 | \$61.86 |
| | ADD FOR MITRED CASING SETS | | | | |
| | Mitred & Bundled: | | IDLCS001 | \$5.88 | Per Side |
| | Mitred & Assembled: | | IDLCS002 | \$10.51 | Per Side |
| | Mitred & Applied: | | IDLCS003 | \$14.56 | Per Side |
|  | COLONIAL BASE (F219/ MB-3C) | | | | |
| | 3/8 x 2-3/4 x R/L | LF | IM31-204 | *Quick Ship | |
|  | FLAT BASE | | | | |
| | 5/8 x 3-1/2 x 8' | Each | IM31-200 | *Quick Ship | |
| | 5/8 x 3-1/2 x 16' | Each | IM31-20016 | \$55.05 | \$68.55 |
| | 5/8 x 5-1/2 x 8' | Each | IM31-201 | *Quick Ship | |
| | 5/8 x 5-1/2 x 16' | Each | IM31-20116 | \$61.14 | \$74.63 |
|  | COLONIAL STOP (F306/ MS-7) | | | | |
| | 3/8 x 1-3/8 x 7' | Each | IM31-206 | \$20.61 | \$28.81 |
| | Colonial Stop Set - 1/0 to 3/0 | Set | IM31-207 | \$51.52 | \$72.01 |
| | Colonial Stop Set - 4/0 to 6/0 | Set | IM31-208 | \$61.83 | \$86.42 |

*Quick Ship - Badger Three to Four Week Ship Program. Add One Week for Pre-finishing.





KNOTTY ALDER MOULDINGS

See Our Wide Selection of Finish Options on Catalog Pages IM-U-2-3.

"Premium Frame" grade knotty alder allows for various knots and other rustic characteristics, which include open and closed knots and cracks which are not considered defects.

** Maximum length on all Alder is 10'. **

*** 16' finger-joint product is available at an upcharge. Allow 2 weeks for delivery. ***

| Profile | Size | UOM | Prod.# | Pricing Per UOM | |
|--|--|------|------------|-----------------|------------|
| | | | | Raw | Core Pref. |
| Random length orders may receive and be billed for up to 10% overage. Specified lengths will be billed a 30% upcharge. 7' and 7'6" Lengths may be sent with up to a 10% head material unless otherwise specified. | | | | | |
|  | COLONIAL CASING (F134/ MC-40) | | | | |
| | 9/16 x 3-1/4 x R/L F/J | LF | IM15-324 | \$5.01 | \$5.80 |
| | 9/16 x 3-1/4 x 8' | Each | IM15-326 | \$45.49 | \$51.86 |
| | Door Casing Sets | | | | |
| | 1/0 to 3/0 Drs - 1 Side | Set | IM15-323S1 | \$113.72 | \$127.66 |
| | 4/0 to 6/0 Drs - 1 Side | Set | IM15-323D1 | \$136.47 | \$153.19 |
|  | FJ COLONIAL CASING (F115/ MC-13) | | | | |
| | 1/2 x 2-1/4 x R/L F/J | LF | IM15-211 | \$2.35 | \$3.14 |
| | 1/2 x 2-1/4 x 8' | Each | IM15-272 | \$18.77 | \$25.14 |
| | Door Casing Sets | | | | |
| | 1/0 to 3/0 Drs - 1 Side | Set | IM15-210S1 | \$46.93 | \$60.86 |
| | 4/0 to 6/0 Drs - 1 Side | Set | IM15-210D1 | \$56.32 | \$73.04 |
|  | CONTEMPORARY HOOKSTRIP CASING (F157/ MC-5) | | | | |
| | 9/16 x 2-1/4 x R/L F/J | LF | IM15-351 | \$6.13 | \$6.92 |
| | 9/16 x 2-1/4 x 8' | Each | IM15-353 | \$33.22 | \$39.59 |
| | Door Casing Sets | | | | |
| | 1/0 to 3/0 Drs - 1 Side | Set | IM15-350S1 | \$83.05 | \$96.98 |
| | 4/0 to 6/0 Drs - 1 Side | Set | IM15-350D1 | \$99.66 | \$116.38 |
|  | CONTEMPORARY HOOKSTRIP CASING (MC-38) | | | | |
| | 9/16 x 3-1/4 x R/L F/J | LF | IM15-355 | \$6.89 | \$7.68 |
| | 9/16 x 3-1/4 x 8' | Each | IM15-356 | \$52.29 | \$58.66 |
| | Door Casing Sets | | | | |
| | 1/0 to 3/0 Drs - 1 Side | Set | IM15-354S1 | \$130.74 | \$144.67 |
| | 4/0 to 6/0 Drs - 1 Side | Set | IM15-354D1 | \$156.88 | \$173.60 |
| | ADD FOR MITRED CASING SETS | | | | |
| | Mitred & Bundled: | | IDLCS001 | \$5.88 | Per Side |
| | Mitred & Assembled: | | IDLCS002 | \$10.51 | Per Side |
| | Mitred & Applied: | | IDLCS003 | \$14.56 | Per Side |

*Quick Ship - Badger Three to Four Week Ship Program. Add One Week for Pre-finishing.








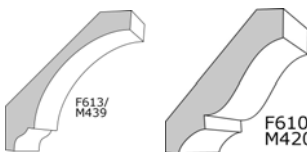

KNOTTY ALDER MOULDINGS

See Our Wide Selection of Finish Options on Catalog Pages IM-U-2-3.

"Premium Frame" grade knotty alder allows for various knots and other rustic characteristics, which include open and closed knots and cracks which are not considered defects.

** Maximum length on all Alder is 10'. **








*** 16' finger-joint product is available at an upcharge. Allow 2 weeks for delivery. ***

| Profile | Size | UOM | Prod.# | Pricing Per UOM | |
|--|--|------|----------|-----------------|------------|
| | | | | Raw | Core Pref. |
| Random length orders may receive and be billed for up to 10% overage. Specified lengths will be billed a 30% upcharge. 7' and 7'6" Lengths may be sent with up to a 10% head material unless otherwise specified. | | | | | |
|  | COLONIAL BASE (F225/ MB-50) | | | | |
| | 7/16 x 4-1/4 x R/L F/J | LF | IM15-219 | \$5.51 | \$6.35 |
|  | COLONIAL BASE (F219/ MB-3C) | | | | |
| | 3/8 x 2-3/4 x R/L F/J | LF | IM15-204 | \$2.72 | \$3.56 |
|  | CONTEMPORARY HOOKSTRIP BASE (F2363/ MB-21) | | | | |
| | 7/16 x 4-1/4 x R/L F/J | LF | IM15-358 | \$6.48 | \$7.33 |
|  | SQUARE E2E STOP (F305/ MS-11) | | | | |
| | 3/8 x 1-1/4 x 8' | Each | IM15-115 | \$11.18 | \$20.55 |
| | Square E2E Stop Set - 1/0 to 3/0 | Set | IM15-107 | \$27.96 | \$48.45 |
| | Square E2E Stop Set - 4/0 to 6/0 | Set | IM15-108 | \$33.55 | \$58.14 |
|  | COLONIAL STOP (F306/ MS-7) | | | | |
| | 3/8 x 1-1/4 x 8' | Each | IM15-271 | \$11.20 | \$12.37 |
| | 7/0 Col Stop Set - 1/0 to 3/0 Doors | Set | IM15-207 | \$28.00 | \$48.50 |
| | 7/0 Col Stop Set - 4/0 to 6/0 Doors | Set | IM15-208 | \$33.60 | \$58.20 |
|  | BASE SHOE (F200/ M-101) | | | | |
| | 1/2 x 3/4 x R/L | LF | IM15-900 | \$1.36 | \$2.53 |
|  | QUARTER ROUND (F661/ M-201) | | | | |
| | 3/4 x 3/4 x R/L | LF | IM15-912 | *Quick Ship | |
|  | CROWN MOULDING | | | | |
| | (F610/ M420) 11/16 x 3-7/16 x R/L | LF | IM15-959 | *Quick Ship | |
| | (F613/ M439) 1-1/16 x 5-3/8 x R/L | LF | IM15-902 | *Quick Ship | |
|  | T ASTRAGAL - For 1-3/8 Doors (F324/ M-652) | | | | |
| | 1-1/4 x 2 x 8' | Pc. | IM15-950 | *Quick Ship | |

*Quick Ship - Badger Three to Four Week Ship Program. Add One Week for Pre-finishing.

POPLAR MOULDINGS




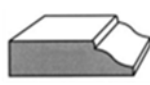







See Our Wide Selection of Finish Options on Catalog Pages IM-U-2-3.

| Profile | Size | UOM | Prod.# | Pricing Per UOM | |
|--|---|------|-----------|-----------------|----------|
| | | | | Raw | Stained |
| Random length orders may receive and be billed for up to 10% overage. Specified lengths will be billed a 30% upcharge. | | | | | |
| ** For Painted Product - To ensure a quality paint finish please add additional PF charge to product. ** | | | | | |
|  | STD. ROUND COLONIAL CASING (F115/ MC-13) | | | | |
| | 1/2 x 2-1/4 x R/L | LF | IM7-211 | \$2.02 | \$2.82 |
| | 1/2 x 2-1/4 x 7' | Each | IM7-212 | \$14.53 | \$20.10 |
| | Door Casing Sets | | | | |
| | 1/0 to 3/0 Drs - 1 Side | Set | IM7-210S1 | \$36.32 | \$50.26 |
| | 4/0 to 6/0 Drs - 1 Side | Set | IM7-210D1 | \$43.59 | \$60.31 |
|  | STD. SQUARE COLONIAL CASING (F118/ MC-2A) | | | | |
| | 1/2 x 2-1/4 x R/L | LF | IM7-201 | \$2.12 | \$2.91 |
| | 1/2 x 2-1/4 x 7' | Each | IM7-202 | \$14.53 | \$20.10 |
| | Door Casing Sets | | | | |
| | 1/0 to 3/0 Drs - 1 Side | Set | IM7-200S1 | \$36.32 | \$50.26 |
| | 4/0 to 6/0 Drs - 1 Side | Set | IM7-200D1 | \$43.59 | \$60.31 |
|  | COLONIAL CASING (MC-71) | | | | |
| | 9/16 x 2-3/4 x 7'3" | Each | IM7-213 | \$34.03 | \$39.60 |
| | Door Casing Sets | | | | |
| | 1/0 to 3/0 Doors - 1 Side | Set | IM7-213S1 | \$85.07 | \$99.00 |
| | 4/0 to 6/0 Doors - 1 Side | Set | IM7-213D1 | \$102.08 | \$118.80 |
|  | COLONIAL CASING (F134/ MC-40) | | | | |
| | 9/16 x 3-1/4 x R/L | LF | IM7-324 | \$4.11 | \$4.91 |
| | 9/16 x 3-1/4 x 7'6" | Each | IM7-325 | \$29.77 | \$35.34 |
| | Door Casing Sets | | | | |
| | 1/0 to 3/0 Drs - 1 Side | Set | IM7-323S1 | \$74.42 | \$88.35 |
| | 4/0 to 6/0 Drs - 1 Side | Set | IM7-323D1 | \$89.31 | \$106.03 |
|  | FLAT/HOOKSTRIP CASING (F157/ MC-5) | | | | |
| | 9/16 x 2-1/4 x R/L | LF | IM7-381 | \$3.32 | \$4.12 |
| | 9/16 x 2-1/4 x 7' | Each | IM7-382 | \$26.08 | \$31.65 |
| | Door Casing Sets | | | | |
| | 1/0 to 3/0 Drs - 1 Side | Set | IM7-380S1 | \$65.20 | \$79.13 |
| | 4/0 to 6/0 Drs - 1 Side | Set | IM7-380D1 | \$78.24 | \$94.96 |
|  | FLAT/HOOKSTRIP CASING (MC-38) | | | | |
| | 9/16 x 3-1/4 x R/L | LF | IM7-385 | \$5.35 | \$6.15 |
| | 9/16 x 3-1/4 x 7'6" | Each | IM7-386 | \$45.25 | \$51.22 |
| | Door Casing Sets | | | | |
| | 1/0 to 3/0 Drs - 1 Side | Set | IM7-384S1 | \$113.12 | \$127.05 |
| | 4/0 to 6/0 Drs - 1 Side | Set | IM7-384D1 | \$135.74 | \$152.46 |
|  | BACKBAND CASING (MC-1613) | | | | |
| | 9/16 x 3-1/4 x R/L | LF | IM7-383 | \$5.08 | \$5.88 |
| | 9/16 x 3-1/4 x 7'6" | Each | IM7-384 | \$43.30 | \$49.27 |
| | Door Casing Sets | | | | |
| | 1/0 to 3/0 Drs - 1 Side | Set | IM7-385S1 | \$108.25 | \$122.19 |
| | 4/0 to 6/0 Drs - 1 Side | Set | IM7-385D1 | \$129.90 | \$146.62 |
| | ADD FOR MITRED CASING SETS | | | | |
| | Mitred & Bundled: IDLCS001 | | | \$5.88 | Per Side |
| | Mitred & Assembled: IDLCS002 | | | \$10.51 | Per Side |
| | Mitred & Applied: IDLCS003 | | | \$14.56 | Per Side |
| | | | | | |

*Quick Ship - Badger Three to Four Week Ship Program. Add One Week for Pre-finishing.

POPLAR MOULDINGS





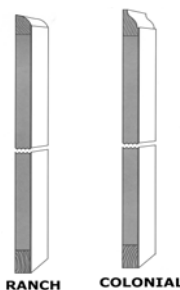
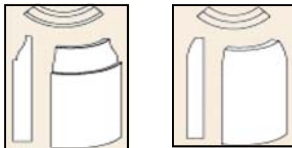

See Our Wide Selection of Finish Options on Catalog Pages IM-U-2-3.

| Profile | Size | UOM | Prod.# | Pricing Per UOM | |
|--|-----------------------------------|------|---------|-----------------|---------|
| | | | | Raw | Stained |
| Random length orders may receive and be billed for up to 10% overage. Specified lengths will be billed a 30% upcharge. 7' and 7'6" Lengths may be sent with up to a 10% head material unless otherwise specified. | | | | | |
| ** For Painted Product - To ensure a quality paint finish please add additional PF charge to product. ** | | | | | |
|  | COLONIAL BASE (F219/ MB-3C) | | | | |
| | 3/8 x 2-3/4 x R/L | LF | IM7-204 | \$2.39 | \$3.24 |
|  | COLONIAL BASE (F225/ MB-50) | | | | |
| | 7/16 x 4-1/4 x R/L | LF | IM7-219 | \$5.51 | \$6.35 |
|  | COLONIAL BASE (F2046/ MB-42) | | | | |
| | 1/2 x 4-1/4 x R/L | LF | IM7-389 | \$6.10 | \$6.94 |
|  | COLONIAL BASE | | | | |
| | (F217/ MB-5C) 3/8 x 3-1/4 x R/L | LF | IM7-233 | \$2.83 | \$3.68 |
|  | FLAT BASE | | | | |
| | (F238/ MB-20) 7/16 x 3-1/4 x R/L | LF | IM7-387 | \$3.69 | \$4.53 |
| | (MB-21) 7/16 x 4-1/4 x R/L | LF | IM7-388 | \$5.47 | \$6.31 |
|  | BASE CAP | | | | |
| | (F240B/ M-510) 11/16 x 1-3/8 x RL | LF | IM7-965 | \$2.88 | \$4.85 |
|  | COLONIAL STOP (F306/ MS-7) | | | | |
| | 3/8 x 1-1/4 x R/L | LF | IM7-205 | \$1.26 | \$2.43 |
| | 3/8 x 1-1/4 x 7' | Each | IM7-206 | \$8.30 | \$16.50 |
| | Colonial Stop Set - 1/0 to 3/0 | Set | IM7-207 | \$20.75 | \$41.24 |
| | Colonial Stop Set - 4/0 to 6/0 | Set | IM7-208 | \$24.90 | \$49.49 |
|  | SQUARE E2E STOP (F305/ MS-11) | | | | |
| | 3/8 x 1-1/4 x R/L | LF | IM7-105 | \$1.26 | \$2.43 |
| | 3/8 x 1-1/4 x 7' | Each | IM7-106 | \$8.30 | \$16.50 |
| | Square E2E Stop Set - 1/0 to 3/0 | Set | IM7-107 | \$20.75 | \$41.24 |
| | Square E2E Stop Set - 4/0 to 6/0 | Set | IM7-108 | \$24.90 | \$49.49 |
|  | WALL POCKET STOP (FF330A/ MS-4) | | | | |
| | 1/2 x 1-1/2 x 7' | Each | IM7-975 | \$27.90 | \$36.10 |
|  | SHOE (F200/ M-101) | | | | |
| | 7/16 x 3/4 x R/L | LF | IM7-900 | \$1.15 | \$2.33 |
|  | RD EDGE CRAFTSMAN SHOE | | | | |
| | 7/16 x 3/4 x R/L | LF | IM7-901 | \$1.16 | \$2.33 |

*Quick Ship - Badger Three to Four Week Ship Program. Add One Week for Pre-finishing.

POPLAR MOULDINGS









See Our Wide Selection of Finish Options on Catalog Pages IM-U-2-3.

| Profile | Size | UOM | Prod.# | Pricing Per UOM | |
|--|---------------------------------------|------|---------|-----------------|----------|
| | | | | Raw | Stained |
| Random length orders may receive and be billed for up to 10% overage. Specified lengths will be billed a 30% upcharge. 7' and 7'6" Lengths may be sent with up to a 10% head material unless otherwise specified. | | | | | |
| ** For Painted Product - To ensure a quality paint finish please add additional PF charge to product. ** | | | | | |
|  | QUARTER ROUND (F661/ M-201) | | | | |
| | 3/4 x 3/4 x R/L | LF | IM7-912 | \$1.77 | \$2.94 |
|  | COVE (F601/ M-301) | | | | |
| | 3/4 x 3/4 x R/L | LF | IM7-907 | \$1.77 | \$2.94 |
|  | CROWN MOULDING | | | | |
| | (F610/ M-420) 11/16 x 3-7/16 x R/L | LF | IM7-959 | \$8.88 | \$10.85 |
|  | ROUND HANDRAIL | | | | |
| | (F901/ M-801) 1-5/8 x 1-3/4 x R/L | LF | IM7-911 | \$10.85 | \$14.27 |
| | (F901L/ M801) 1-5/8 x 1-3/4 x 18' | Each | IM7-983 | \$280.49 | \$342.03 |
| | MANTEL MOULDING (F746) | | | | |
| | 7/16 x 1-1/8 x R/L | LF | IM7-997 | \$3.27 | \$4.44 |
|  RANCH COLONIAL | COLONIAL VENEERED SKIRTBOARD (MV-846) | | | | |
| | 7/16 x 9-1/4-16' | Each | IM7-922 | \$205.47 | \$260.18 |
| | 7/16 x 9-1/4-18' | Each | IM7-982 | \$210.50 | \$272.05 |
| | RANCH VENEERED SKIRTBOARD (MV-845) | | | | |
| | 7/16 x 9-1/4-16' | Each | IM7-924 | \$205.47 | \$260.18 |
| | 7/16 x 9-1/4-18' | Each | IM7-981 | \$210.50 | \$272.05 |
|  RC-2 RC-1 | ROUND BASE CORNERS | | | | |
| | (RC2 Colonial) 3/8 X 2-3/4 | Each | IM7-937 | *Quick Ship | |
| | (RC2 Colonial) 3/8 X 3-1/4 | Each | IM7-957 | *Quick Ship | |
| | (RC2 Colonial) 7/16 X 4-1/4 | Each | IM7-958 | *Quick Ship | |
| | (RC1-Ranch) 3/8 X 2-3/4 | Each | IM7-938 | *Quick Ship | |
|  | T ASTRAGAL - For 1-3/8 Doors (F324) | | | | |
| | 1-1/4 x 2 x 8' | Each | IM7-950 | \$92.12 | \$106.54 |

*Quick Ship - Badger Three to Four Week Ship Program. Add One Week for Pre-finishing.

POPLAR - PRIMED FINGER JOINTED MOULDINGS









See Our Wide Selection of Finish Options on Catalog Pages IM-U-2-3.

| Profile | Size | UOM | Prod.# | Pricing Per UOM | |
|--|----------------------------------|------|-----------|-----------------|------------|
| | | | | Primed | Core Pref. |
| Random length orders may receive and be billed for up to 10% overage. Specified lengths will be billed a 30% upcharge. 7' and 7'6" Lengths may be sent with up to a 10% head material unless otherwise specified. | | | | | |
|  | COLONIAL CASING (MC-356HP) | | | | |
| | 9/16 x 2-1/4 x 7' | Each | IM7-242 | \$13.10 | \$18.67 |
| | 9/16 x 2-1/4 x R/L | LF | IM7-244 | \$1.85 | \$2.65 |
| | Door Casing Sets | | | | |
| | 1/0 to 3/0 Doors - 1 Side | Set | IM7-240S1 | \$32.75 | \$46.69 |
| | 4/0 to 6/0 Doors - 1 Side | Set | IM7-240D1 | \$39.30 | \$56.02 |
|  | COLONIAL CASING (PMC-131) | | | | |
| | 11/16" x 3-1/4" x 16' R/L | LF | IM7-263 | \$3.80 | \$4.59 |
| | 11/16" x 3-1/4" x 7'6" | Each | IM7-261 | \$28.49 | \$34.46 |
| | Door Casing Sets | | | | |
| | 1/0 to 3/0 Doors - 1 Side | Set | IM7-260S1 | \$71.23 | \$91.72 |
| | 4/0 to 6/0 Doors - 1 Side | Set | IM7-260D1 | \$85.47 | \$102.19 |
|  | COLONIAL CASING (WM-366DCA) | | | | |
| | 11/16 x 3-1/4 x 16' R/L | LF | IM7-101 | \$3.87 | \$4.67 |
| | Door Casing Sets | | | | |
| | 1/0 to 3/0 Doors - 1 Side | Set | IM7-101S1 | \$73.56 | \$87.49 |
| | 4/0 to 6/0 Doors - 1 Side | Set | IM7-101D1 | \$85.17 | \$101.89 |
|  | HOOKSTRIP CASING (PMC-5) | | | | |
| | 9/16 x 2-1/4 x 7' | Each | IM7-349 | \$23.97 | \$29.54 |
| | 9/16 x 2-1/4 x R/L | LF | IM7-351 | \$3.26 | \$4.06 |
| | Door Casing Sets | | | | |
| | 1/0 to 3/0 Doors - 1 Side | Set | IM7-350S1 | \$59.93 | \$73.86 |
| | 4/0 to 6/0 Doors - 1 Side | Set | IM7-350D1 | \$71.91 | \$88.63 |
|  | HOOKSTRIP CASING (PMC-38) | | | | |
| | 9/16 x 3-1/4 x 7'6" | Each | IM7-360 | \$31.86 | \$37.84 |
| | 9/16 x 3-1/4 x R/L | LF | IM7-365 | \$4.24 | \$5.03 |
| | Door Casing Sets | | | | |
| | 1/0 to 3/0 Doors - 1 Side | Set | IM7-354S1 | \$79.66 | \$93.59 |
| | 4/0 to 6/0 Doors - 1 Side | Set | IM7-354D1 | \$95.59 | \$112.31 |
|  | BACKBAND CASING (PMC-1613) | | | | |
| | 9/16 x 3-1/4 x R/L | LF | IM7-370 | \$1.78 | \$2.27 |
| | 9/16 x 3-1/4 x 7'6" | Each | IM7-371 | \$13.45 | \$17.09 |
| | Door Casing Sets | | | | |
| | 1/0 to 3/0 Doors - 1 Side | Set | IM7-371S1 | \$75.93 | \$89.86 |
| | 4/0 to 6/0 Doors - 1 Side | Set | IM7-371D1 | \$91.11 | \$107.83 |
| | ADD FOR MITRED CASING SETS | | | | |
| | Available Mitred & Bundled Only: | | IDLCS001 | \$5.88 | Per Side |
|  | COLONIAL BASE | | | | |
| | 7/16 x 3-1/4 x R/L (PMB-226) | LF | IM7-250 | \$3.48 | \$4.33 |
| | 7/16 x 4-1/4 x R/L (PMB-225) | LF | IM7-280 | \$3.98 | \$4.82 |
|  | HOOKSTRIP BASE | | | | |
| | 7/16 x 3-1/4 x R/L (PMB-20) | LF | IM7-364 | \$4.18 | \$5.02 |
| | 7/16 x 4-1/4 x R/L (PMB-21) | LF | IM7-358 | \$4.18 | \$5.02 |

*Quick Ship - Badger Three to Four Week Ship Program. Add One Week for Pre-finishing.

POPLAR - PRIMED FINGER JOINTED MOULDINGS







See Our Wide Selection of Finish Options on Catalog Pages IM-U-2-3.

| Profile | Size | UOM | Prod.# | Pricing Per UOM | |
|--|--|------|---------|-----------------|------------|
| | | | | Primed | Core Pref. |
| Random length orders may receive and be billed for up to 10% overage. Specified lengths will be billed a 30% upcharge. 7' and 7'6" Lengths may be sent with up to a 10% head material unless otherwise specified. | | | | | |
|  | SPEED BASE | | | | |
| | 7/16 x 4-1/4 x R/L (PMB-279) | LF | IM7-286 | \$3.98 | \$4.82 |
| | 9/16 x 5-1/4 x R/L (PMB-280) | LF | IM7-259 | \$5.80 | \$6.64 |
|  | COLONIAL STOP (F306/ MS-7/ GO412) | | | | |
| | 3/8 x 1-1/4 x 7' | Each | IM7-255 | \$10.06 | \$18.25 |
| | 3/8 x 1-1/4 x R/L | LF | IM7-256 | \$1.48 | \$2.65 |
| | Colonial Stop Set - 1/0 to 3/0 | Set | IM7-257 | \$25.14 | \$45.63 |
| | Colonial Stop Set - 4/0 to 6/0 | Set | IM7-258 | \$30.17 | \$54.76 |
|  | SQUARE E2E STOP (F305/ MS-11) | | | | |
| | 3/8 x 1-1/4 x 7' | Each | IM7-281 | \$10.06 | \$18.25 |
| | 3/8 x 1-1/4 x R/L | LF | IM7-282 | \$1.63 | \$2.80 |
| | Square E2E Stop Set - 1/0 to 3/0 Door | Set | IM7-283 | \$25.14 | \$45.63 |
| | Square E2E Stop Set - 4/0 to 6/0 Door | Set | IM7-284 | \$30.17 | \$54.76 |
|  | SHOE (F200/ PM-101/ GO21) | | | | |
| | 1/2 x 3/4 x R/L | LF | IM7-945 | \$1.36 | \$2.53 |
|  | RD EDGE PRIMED FJ SHOE (PINE) (ZZ128P) | | | | |
| | 7/16" x 3/4" x 16' | LF | IM3-372 | \$1.10 | \$2.27 |
|  | COVE (F601/ PM-301) | | | | |
| | 3/4 x 3/4 x R/L | LF | IM7-966 | \$1.88 | \$3.05 |
|  | CROWN (M-669) | | | | |
| | 9/16 x 4-1/4 x R/L | LF | IM7-946 | \$4.60 | \$6.57 |
|  | CROWN (46 PM-668) | | | | |
| | 9/16" x 5-1/4" x 16' R/L | LF | IM7-102 | \$6.03 | \$7.99 |

*Quick Ship - Badger Three to Four Week Ship Program. Add One Week for Pre-finishing.

HICKORY MOULDINGS










See Our Wide Selection of Finish Options on Catalog Pages IM-U-2-3.

| Profile | Size | UOM | Prod.# | Pricing Per UOM | |
|--|---|------|------------|-----------------|------------|
| | | | | Raw | Core Pref. |
| Random length orders may receive and be billed for up to 10% overage. Specified lengths will be billed a 30% upcharge. 7' and 7'6" Lengths may be sent with up to a 10% head material unless otherwise specified. | | | | | |
|  | COLONIAL CASING (F111/ MC-2) | | | | |
| | 9/16 x 2-1/4 x R/L | LF | IM10-236 | *Quick Ship | |
| | 9/16 x 2-1/4 x 7' | Each | IM10-237 | *Quick Ship | |
| | Door Casing Sets | | | | |
| | 1/0 to 3/0 Drs - 1 Side | Set | IM10-235S1 | *Quick Ship | |
| | 4/0 to 6/0 Drs - 1 Side | Set | IM10-235D1 | *Quick Ship | |
|  | STD. ROUND COLONIAL CASING (F115/ MC-13) | | | | |
| | 1/2 x 2-1/4 x R/L | LF | IM10-211 | \$3.60 | \$4.40 |
| | 1/2 x 2-1/4 x 7' | Each | IM10-212 | \$21.59 | \$27.16 |
| | Door Casing Sets | | | | |
| | 1/0 to 3/0 Drs - 1 Side | Set | IM10-210S1 | \$53.98 | \$67.91 |
| | 4/0 to 6/0 Drs - 1 Side | Set | IM10-210D1 | \$64.77 | \$81.49 |
|  | STD. SQUARE COLONIAL CASING (F118/ MC-2A) | | | | |
| | 1/2 x 2-1/4 x R/L | LF | IM10-201 | *Quick Ship | |
| | 1/2 x 2-1/4 x 7' | Each | IM10-202 | *Quick Ship | |
| | Door Casing Sets | | | | |
| | 1/0 to 3/0 Drs - 1 Side | Set | IM10-200S1 | *Quick Ship | |
| | 4/0 to 6/0 Drs - 1 Side | Set | IM10-200D1 | *Quick Ship | |
|  | COLONIAL CASING (F134/ MC-40) | | | | |
| | 9/16 x 3-1/4 x R/L | LF | IM10-324 | *Quick Ship | |
| | 9/16 x 3-1/4 x 7'6 | Each | IM10-325 | *Quick Ship | |
| | Door Casing Sets | | | | |
| | 1/0 to 3/0 Drs - 1 Side | Set | IM10-323S1 | *Quick Ship | |
| | 4/0 to 6/0 Drs - 1 Side | Set | IM10-323D1 | *Quick Ship | |
|  | RANCH CASING (F113/ MC-8) | | | | |
| | 1/2 x 2-1/4 x R/L | LF | IM10-101 | *Quick Ship | |
| | 1/2 x 2-1/4 x 7' | Each | IM10-102 | *Quick Ship | |
| | Door Casing Sets | | | | |
| | 1/0 to 3/0 Drs - 1 Side | Set | IM10-100S1 | *Quick Ship | |
| | 4/0 to 6/0 Drs - 1 Side | Set | IM10-100D1 | *Quick Ship | |
|  | FLAT CASING (F157/ MC-5) | | | | |
| | 9/16 x 2-1/4 x R/L | LF | IM10-351 | \$5.87 | \$6.67 |
| | 9/16 x 2-1/4 x 7' | Each | IM10-352 | \$46.77 | \$52.35 |
| | Door Casing Sets | | | | |
| | 1/0 to 3/0 Drs - 1 Side | Set | IM10-350S1 | \$116.94 | \$130.87 |
| | 4/0 to 6/0 Drs - 1 Side | Set | IM10-350D1 | \$140.32 | \$157.04 |
| | ADD FOR MITRED CASING SETS | | | | |
| | Mitred & Bundled: IDLCS001 | | | \$5.88 | Per Side |
| | Mitred & Assembled: IDLCS002 | | | \$10.51 | Per Side |
| | Mitred & Applied: IDLCS003 | | | \$14.56 | Per Side |
| | | | | | |

*Quick Ship - Badger Three to Four Week Ship Program. Add One Week for Pre-finishing.

HICKORY MOULDINGS








See Our Wide Selection of Finish Options on Catalog Pages IM-U-2-3.

| Profile | Size | UOM | Prod.# | Pricing Per UOM | |
|---|--|------|----------|-----------------|------------|
| | | | | Raw | Core Pref. |
| Random length orders may receive and be billed for up to 10% overage. Specified lengths will be billed a 30% upcharge. 7' and 7'6" Lengths may be sent with up to a 10% head material unless otherwise specified. | | | | | |
|  | RANCH BASE (F206 /MB-3) | | | | |
| | 3/8 x 2-3/4 x R/L | LF | IM10-104 | *Quick Ship | |
|  | COLONIAL BASE (F219/ MB-3C) | | | | |
| | 3/8 x 2-3/4 x R/L | LF | IM10-204 | \$2.98 | \$3.82 |
|  | COLONIAL BASE (F225/ MB-50) Solid Hickory | | | | |
| | 7/16 x 4-1/4 x R/L | LF | IM10-219 | *Quick Ship | |
|  | FLAT BASE (F238/ MB-20) | | | | |
| | 7/16 x 3-1/4 x R/L | LF | IM10-238 | \$6.33 | \$7.17 |
|  | SQUARE E2E STOP (F305/ MS-11) | | | | |
| | 3/8 x 1-1/4 x R/L | LF | IM10-105 | *Quick Ship | |
| | 3/8 x 1-1/4 x 7' | Each | IM10-106 | \$13.68 | \$21.87 |
| | Square E2E Stop Set - 1/0 to 3/0 | Set | IM10-107 | \$34.19 | \$54.69 |
| | Square E2E Stop Set - 4/0 to 6/0 | Set | IM10-108 | \$41.03 | \$65.62 |
|  | COLONIAL STOP (F306/ MS-7) | | | | |
| | 3/8 x 1-1/4 x R/L | LF | IM10-205 | *Quick Ship | |
| | 3/8 x 1-1/4 x 7' | Each | IM10-206 | \$14.39 | \$22.59 |
| | Colonial Stop Set - 1/0 to 3/0 | Set | IM10-207 | \$35.98 | \$56.47 |
| | Colonial Stop Set - 4/0 to 6/0 | Set | IM10-208 | \$43.17 | \$67.77 |
|  | SHOE (F200/ M-101) | | | | |
| | 7/16 x 3/4 x R/L | LF | IM10-900 | \$1.53 | \$2.70 |
|  | COVE (F601/ M-301) | | | | |
| | 3/4 x 3/4 x R/L | LF | IM10-907 | *Quick Ship | |
|  | T ASTRAGAL - For 1-3/8 Doors (F324/ M-652) | | | | |
| | 1-1/4 x 2-1/16 x 7' | Each | IM10-913 | \$122.55 | \$136.98 |
| | 1-1/4 x 2-1/16 x 8' | Each | IM10-950 | *Quick Ship | |

*Quick Ship - Badger Three to Four Week Ship Program. Add One Week for Pre-finishing.

CHERRY MOULDINGS



See Our Wide Selection of Finish Options on Catalog Pages IM-U-2-3.

| Profile | Size | UOM | Prod.# | Pricing Per UOM | |
|--|---|------|-----------|-----------------|------------|
| | | | | Raw | Core Pref. |
| Random length orders may receive and be billed for up to 10% overage. Specified lengths will be billed a 30% upcharge. 7' and 7'6" Lengths may be sent with up to a 10% head material unless otherwise specified. | | | | | |
|  | STD. SQUARE COLONIAL CASING (F118/ MC-2A) | | | | |
| | 1/2 x 2-1/4 x R/L | LF | IM5-201 | *Quick Ship | |
| | 1/2 x 2-1/4 x 7' | Each | IM5-202 | *Quick Ship | |
| | Door Casing Sets | | | | |
| | 1/0 to 3/0 Drs - 1 Side | Set | IM5-200S1 | *Quick Ship | |
| | 4/0 to 6/0 Drs - 1 Side | Set | IM5-200D1 | *Quick Ship | |
|  | STD. ROUND COLONIAL CASING (F132/ MC-39) | | | | |
| | 11/16 x 3-1/4 x R/L | LF | IM5-221 | *Quick Ship | |
| | 11/16 x 3-1/4 x 7'6" | Each | IM5-240 | *Quick Ship | |
| | Door Casing Sets | | | | |
| | 1/0 to 3/0 Drs - 1 Side | Set | IM5-220S1 | *Quick Ship | |
|  | ADD FOR MITRED CASING SETS | | | | |
| | Mitred & Bundled: | | IDLCS001 | \$5.88 | Per Side |
| | Mitred & Assembled: | | IDLCS002 | \$10.51 | Per Side |
| | Mitred & Applied: | | IDLCS003 | \$14.56 | Per Side |
|  | COLONIAL BASE (F219/ MB-3C) | | | | |
| | 3/8 x 2-3/4 x R/L | LF | IM5-204 | *Quick Ship | |
|  | COLONIAL BASE (F2800) | | | | |
| | 9/16 x 5-1/4 x R/L | LF | IM5-241 | *Quick Ship | |
|  | SQUARE E2E STOP (F305/ MS-11) | | | | |
| | 3/8 x 1-1/4 x R/L | LF | IM5-105 | *Quick Ship | |
| | 3/8 x 1-1/4 x 7' | Each | IM5-106 | \$18.92 | \$27.12 |
| | Square E2E Stop Set - 1/0 to 3/0 | Set | IM5-107 | \$47.31 | \$67.80 |
| | Square E2E Stop Set - 4/0 to 6/0 | Set | IM5-108 | \$56.77 | \$81.36 |
|  | COLONIAL STOP (F306/ MS-7) | | | | |
| | 3/8 x 1-1/4 x R/L | LF | IM5-205 | *Quick Ship | |
| | 3/8 x 1-1/4 x 7' | Each | IM5-206 | \$20.08 | \$28.27 |
| | Colonial Stop Set - 1/0 to 3/0 | Set | IM5-207 | \$50.19 | \$70.68 |
| | Colonial Stop Set - 4/0 to 6/0 | Set | IM5-208 | \$60.23 | \$84.82 |

*Quick Ship - Badger Three to Four Week Ship Program. Add One Week for Pre-finishing.

LAUAN MOULDINGS









See Our Wide Selection of Finish Options on Catalog Pages IM-U-2-3.

| Profile | Size | UOM | Prod.# | Pricing Per UOM | |
|--|----------------------------------|------|-----------|-----------------|------------|
| | | | | Raw | Core Pref. |
| Random length orders may receive and be billed for up to 10% overage. Specified lengths will be billed a 30% upcharge. 7' and 7'6" Lengths may be sent with up to a 10% head material unless otherwise specified. | | | | | |
|  | RANCH BASE | | | | |
| | 3/8 x 2-3/4 x 12 | LF | IM6-10412 | *Quick Ship | |
|  | SQUARE E2E STOP | | | | |
| | 3/8 x 1-1/4 x 7' | Each | IM6-106 | *Quick Ship | |
| | Square E2E Stop Set - 1/0 to 3/0 | Set | IM6-107 | *Quick Ship | |
| | Square E2E Stop Set - 4/0 to 6/0 | Set | IM6-108 | *Quick Ship | |

*Quick Ship - Badger Three to Four Week Ship Program. Add One Week for Pre-finishing.

MDF - FACTORY PRIMED MOULDINGS



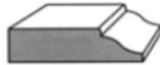


See Our Wide Selection of Finish Options on Catalog Pages IM-U-2-3.

| Profile | Size | UOM | Prod.# | Pricing Per UOM | |
|--|---|--------------------------------|-----------|-----------------|------------|
| | | | | Primed | Core Pref. |
| Random length orders may receive and be billed for up to 10% overage. Specified lengths will be billed a 30% upcharge. 7' and 7'6" Lengths may be sent with up to a 10% head material unless otherwise specified. | | | | | |
|  | COLONIAL CASING (366M) | | | | |
| | 5/8 x 2-1/4 x 7' | Each | IM9-302 | \$9.59 | \$15.16 |
| | 5/8 x 2-1/4 x 14' | Each | IM9-319 | \$26.28 | \$37.43 |
| | Door Casing Sets | | | | |
| | 1/0 to 3/0 Doors - 1 Side | Set | IM9-300S1 | \$23.97 | \$37.91 |
| | 4/0 to 6/0 Doors - 1 Side | Set | IM9-300D1 | \$28.77 | \$45.49 |
|  | COLONIAL CASING (444LM) | | | | |
| | 5/8 x 3-1/4 x 16' | Each | IM9-311 | \$40.83 | \$53.57 |
| | Door Casing Sets | | | | |
| | 1/0 to 3/0 Doors - 1 Side | Set | IM9-310S1 | \$51.04 | \$64.97 |
| | 4/0 to 6/0 Doors - 1 Side | Set | IM9-310D1 | \$61.25 | \$77.97 |
| |  | COLONIAL CASING (356 RL FBDPM) | | | |
| 19/32 x 2-1/4 x 7' | | Each | IM9-356 | \$7.72 | \$13.29 |
| 19/32 x 2-1/4 x 14' | | Each | IM9-101 | \$16.28 | \$27.43 |
| Door Casing Sets | | | | | |
| 1/0 to 3/0 Doors - 1 Side | | Set | IM9-101S1 | \$20.36 | \$34.29 |
| 4/0 to 6/0 Doors - 1 Side | | Set | IM9-101D1 | \$24.43 | \$41.15 |
|  | COLONIAL CASING (446 RL FBDPM) | | | | |
| | 11/16 x 3-1/2" x 16' | Each | IM9-102 | \$34.46 | \$47.20 |
| | Door Casing Sets | | | | |
| | 1/0 to 3/0 Doors - 1 Side | Set | IM9-102S1 | \$43.08 | \$57.01 |
| | 4/0 to 6/0 Doors - 1 Side | Set | IM9-102D1 | \$51.70 | \$68.42 |
| |  | ROUND EDGE CASING - 2-1/4" | | | |
| 19/32 x 2-1/4 x 15' | | Each | IM9-473 | \$17.42 | \$29.36 |
| Door Casing Sets | | | | | |
| 1/0 to 3/0 Doors - 1 Side | | Set | IM9-473S1 | \$21.77 | \$35.70 |
| 4/0 to 6/0 Doors - 1 Side | | Set | IM9-473D1 | \$26.12 | \$42.84 |
|  | | ROUND EDGE CASING - 3-1/2" | | | |
| | 19/32 x 3-1/2 x 16' | Each | IM9-412 | \$28.30 | \$41.04 |
| | Door Casing Sets | | | | |
| | 1/0 to 3/0 Doors - 1 Side | Set | IM9-412S1 | \$35.37 | \$49.31 |
| | 4/0 to 6/0 Doors - 1 Side | Set | IM9-412D1 | \$42.45 | \$59.17 |
| |  | BACKBAND CASING - 3-1/4" | | | |
| 11/16" x 3-1/4" x 16' | | Each | IM9-683 | \$32.28 | \$45.02 |
| Door Casing Sets | | | | | |
| 1/0 to 3/0 Doors - 1 Side | | Set | IM9-683S1 | \$40.35 | \$54.29 |
| 4/0 to 6/0 Doors - 1 Side | | Set | IM9-683D1 | \$48.42 | \$65.14 |
| ADD FOR MITRED CASING SETS | | | | | |
| Available Mitred & Bundled Only: | | | IDLCS001 | \$5.88 | Per Side |
|  | COLONIAL BASE (623M) | | | | |
| | 9/16 x 3-1/4 x 16' | LF | IM9-304 | \$24.07 | \$37.56 |



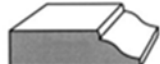

*Quick Ship - Badger Three to Four Week Ship Program. Add One Week for Pre-finishing.

MDF - FACTORY PRIMED MOULDINGS

See Our Wide Selection of Finish Options on Catalog Pages IM-U-2-3.

| Profile | Size | UOM | Prod.# | Pricing Per UOM | |
|--|---------------------------------------|------|---------|-----------------|------------|
| | | | | Primed | Core Pref. |
| Random length orders may receive and be billed for up to 10% overage. Specified lengths will be billed a 30% upcharge. 7' and 7'6" Lengths may be sent with up to a 10% head material unless otherwise specified. | | | | | |
|  | ROUND EDGE BASE | | | | |
| | 1/2 x 3-1/4 x 16' | Each | IM9-433 | \$19.59 | \$33.08 |
| | 1/2 x 4-1/4 x 16' | Each | IM9-414 | \$26.67 | \$40.17 |
| | 1/2 x 5-1/2 x 16' | Each | IM9-512 | \$34.94 | \$48.43 |
|  | SPEED BASE | | | | |
| | 9/16 x 4-1/4 x 16' (20136-CBM) | Each | IM9-341 | \$41.87 | \$55.37 |
| | 9/16 x 5-1/4 x 16' (163E) | Each | IM9-305 | \$49.33 | \$62.82 |
|  | COLONIAL STOP (937MF) | | | | |
| | 3/8 x 1-1/4 x 7' | Each | IM9-306 | *Quick Ship | |
| | Colonial Stop Set - 1/0 to 3/0 Door | Set | IM9-307 | *Quick Ship | |
| | Colonial Stop Set - 4/0 to 6/0 Door | Set | IM9-308 | *Quick Ship | |
|  | SQUARE E2E STOP | | | | |
| | 3/8 x 1-1/4 x 7'6" | Each | IM9-326 | *Quick Ship | |
| | Square E2E Stop Set - 1/0 to 3/0 Door | Set | IM9-327 | *Quick Ship | |
| | Square E2E Stop Set - 4/0 to 6/0 Door | Set | IM9-328 | *Quick Ship | |
|  | CROWN (48LM) | | | | |
| | 5/8 x 4-1/4 x 16' | Pc. | IM9-901 | *Quick Ship | |
| | CROWN (CR291 RL FBDPM) | | | | |
| | 3/4" x 5-1/4" x 16' | Each | IM9-103 | *Quick Ship | |




CHESAPEAKE OAK

| Profile | Size | UOM | Prod.# | Pricing Per UOM |
|--|--------------------------------|------|------------|---------------------|
| | | | | Factory Prefinished |
| Random length orders may receive and be billed for up to 10% overage. Specified lengths will be billed a 30% upcharge. 7' and 7'6" Lengths may be sent with up to a 10% head material unless otherwise specified. | | | | |
|  | COLONIAL CASING | | | |
| | 1/2 x 2-1/4 x R/L | LF | IM83-211 | \$1.76 |
| | 1/2 x 2-1/4 x 7' | Each | IM83-212 | \$12.05 |
| | Door Casing Sets | | | |
| | 1/0 to 3/0 Drs - 1 Side | Set | IM83-210S1 | \$30.14 |
| | 4/0 to 6/0 Drs - 1 Side | Set | IM83-210D1 | \$36.16 |
|  | ADD FOR MITRED CASING SETS | | | Per Side |
| | Mitred & Bundled: | | IDLCS001 | \$5.88 |
| | Mitred & Assembled: | | IDLCS002 | \$10.51 |
| | Mitred & Applied: | | IDLCS003 | \$14.56 |
|  | COLONIAL BASE | | | |
| | 3/8 x 2-3/4 x R/L | LF | IM83-204 | \$1.97 |
| | COLONIAL STOP | | | |
| | 3/8 x 1-1/4 x 7' | Each | IM83-206 | \$7.35 |
| | Colonial Stop Set - 1/0 to 3/0 | Set | IM83-207 | \$18.38 |
|  | Colonial Stop Set - 4/0 to 6/0 | Set | IM83-208 | \$22.06 |
| | S4S E4E BOARDS | | | |
| | 1 x 4 x 14 | Each | IM83-10414 | *Quick Ship |
| | 1 x 6 x 14 | Each | IM83-10614 | *Quick Ship |
| | 1 x 8 x 14 | Each | IM83-10814 | *Quick Ship |
| | 1 x 10 x 16 | Each | IM83-11016 | *Quick Ship |

*Quick Ship - Badger Three to Four Week Ship Program. Add One Week for Pre-finishing.

ALBANY MAPLE MOULDINGS

See Our Wide Selection of Finish Options on Catalog Pages IM-U-2-3.

| Profile | Size | UOM | Prod.# | Pricing Per UOM |
|--|----------------------------------|------|------------|---------------------|
| | | | | Factory Prefinished |
| Random length orders may receive and be billed for up to 10% overage. Specified lengths will be billed a 30% upcharge. 7' and 7'6" Lengths may be sent with up to a 10% head material unless otherwise specified. | | | | |
|  | SQUARE E2E CASING | | | |
| | 1/2 x 2-1/4 x R/L | LF | IM73-47414 | \$1.96 |
|  | SQUARE E1E BASE | | | |
| | 3/8 x 3-1/4 x R/L | LF | IM73-43314 | \$2.39 |
|  | SQUARE E2E STOP | | | |
| | 3/8 x 1-1/4 x 7' | Each | IM73-1014 | \$7.35 |
| | Square E2E Stop Set - 1/0 to 3/0 | Set | IM73-207 | \$18.38 |
| | Square E2E Stop Set - 4/0 to 6/0 | Set | IM73-208 | \$22.06 |

*Quick Ship - Badger Three to Four Week Ship Program. Add One Week for Pre-finishing.

MOULDINGS

See Our Wide Selection of Finish Options on Catalog Pages IM-U-2-3.

THIS PAGE LEFT BLANK

S4S BOARDS & PLYWOOD



Prices and specifications are subject to change without notice.



S4S BOARDS

| S4S OAK BOARDS (6' to 16') | | | | | | | | | | | | | | | | | |
|--|--------|------------|-------------|------------|---------|---------------|---------|---------------------|---------------|------------|---------|------------------|--|------------------|---------------|--|--|
| Length | Finish | 1 x 4 | Per LF | 1 x 6 | Per LF | 1 x 8 | Per LF | 1 x 10 | Per LF | 1 x 12 | Per LF | | | | | | |
| R/L | Raw | OB104RL | \$4.08 | OB106RL | \$6.50 | OB108RL | \$8.39 | OB110RL | \$11.76 | OB112RL | \$15.06 | | | | | | |
| S4S MAPLE BOARDS (6' to 16') | | | | | | | | | | | | | | | | | |
| Length | Finish | 1 x 4 | Per LF | 1 x 6 | Per LF | 1 x 8 | Per LF | 1 x 10 | Per LF | | | | | | | | |
| R/L | Raw | MB104RL | \$6.23 | MB106RL | \$10.13 | MB108RL | \$13.62 | MB110RL | \$18.20 | | | | | | | | |
| S4S POPLAR BOARDS (6' to 16') | | | | | | | | | | | | | | | | | |
| Length | Finish | 1 x 4 | Per LF | 1 x 6 | Per LF | 1 x 8 | Per LF | 1 x 10 | Per LF | 1 x 12 | Per LF | | | | | | |
| R/L | Raw | POPB104RL | \$3.05 | POPB106RL | \$4.67 | POPB108RL | \$6.66 | POPB110RL | \$9.14 | POPB112RL | \$12.12 | | | | | | |
| ** 1 x 12 x 16' all species - mill option glued for width | | | | | | | | | | | | | | | | | |
| S4S PRIMED POPLAR BOARDS | | | | | | | | | | | | | | | | | |
| This is a finger joint product primarily available in 16' lengths. | | | | | | | | | | | | | | | | | |
| Length | Finish | 1 x 4 | Per LF | 1 x 6 | Per LF | 1 x 8 | Per LF | 1 x 10 | Per LF | 1 x 12 | Per LF | | | | | | |
| R/L | Raw | PPOPB104RL | \$3.98 | PPOPB106RL | \$6.41 | PPOPB108RL | \$8.70 | PPOPB110RL | \$13.02 | PPOPB112RL | \$15.45 | | | | | | |
| See Prefinish Add-On's in Section U | | | | | | | | | | | | | | | | | |
| VENEERED BOARDS | | | | | | | | | | | | | | | | | |
| Species | | | | Length | | Finish | | 1 x 10 | | Per Each | | 1 x 12 | | Per Each | | | |
| Oak Veneered | | | | 16' | | Raw | | VOB11016 | | \$225.32 | | VOB11216 | | \$241.13 | | | |
| Maple Veneered | | | | 16' | | Raw | | VMB11016 | | \$231.26 | | VMB11216 | | \$244.77 | | | |
| | | | | 18' | | | | VMB11018 | | \$327.23 | | --- | | --- | | | |
| Poplar Veneered | | | | 16' | | Raw | | VPB11016 | | \$200.06 | | VPB11216 | | \$244.77 | | | |
| MDF BOARDS | | | | | | | | | | | | | | | | | |
| Size | | | | Length | | | | Finish | | | | Prod. # | | Per Each | | | |
| 1" x 4' | | | | 16' | | | | Raw | | | | MDFB10416 | | \$35.45 | | | |
| 1" x 6' | | | | 16' | | | | Raw | | | | MDFB10616 | | \$46.14 | | | |
| 1" x 8' | | | | 16' | | | | Raw | | | | MDFB10816 | | \$66.87 | | | |
| OAK PLYWOOD | | | | | | | | | | | | | | | | | |
| Size | | | | Finish | | | | Description | | | | Prod. # | | Call For Pricing | | | |
| 1/4" x 4' x 8' | | | | Raw | | | | A3 Red Oak -- 3 Ply | | | | OA314 | | | | | |
| 1/2" x 4' x 8' | | | | Raw | | | | A2 Red Oak -- 5 Ply | | | | OA212 | | | | | |
| 3/4" x 4' x 8' | | | | Raw | | | | A2 Red Oak -- 7 Ply | | | | OA234 | | | | | |
| CAR SIDING - PINE - #2 COMMON PATTERN #116 FLATBACK | | | | | | | | | | | | | | | | | |
| Size | | Finish | | Prod. # | | Size | | Finish | | Prod. # | | Call For Pricing | | | | | |
| 1" x 8" x 6' | | Raw | | CS210806 | | 1" x 8" x 8' | | Raw | | CS210808 | | | | | | | |
| 1" x 8" x 10' | | Raw | | CS210810 | | 1" x 8" x 12' | | Raw | | CS210812 | | | | | | | |
| 1" x 8" x 14' | | Raw | | CS210814 | | 1" x 8" x 16' | | Raw | | CS210816 | | | | | | | |
| CAR SIDING END MATCH - PINE - #2 PATTERN #116/WP4 | | | | | | | | | | | | | | | | | |
| Size | | Finish | | Prod. # | | Size | | Finish | | Prod. # | | Call For Pricing | | | | | |
| 1" x 8" x 8' | | Raw | | CSEM10808 | | 1" x 8" x 10' | | Raw | | CSEM10810 | | | | | | | |
| 1" x 8" x 12' | | Raw | | CSEM10812 | | 1" x 8" x 14' | | Raw | | CSEM10814 | | | | | | | |
| 1" x 8" x 16' | | Raw | | CSEM10816 | | --- | | | | | | | | | | | |
| RIP, CUT AND ROUTE BOARD CHARGES | | | | | | | | | | | | | | | | | |
| Description | | | Per UOM | | | Description | | | Prod # | | | Per UOM | | | | | |
| Cut or rip to specified width. | | | IDLRIP | | | \$16.50 /Each | | | ROUT: 2 Sides | | | IDLROUTLF-2 | | | \$4.32 /LF | | |
| Cut to specified length. | | | IDLCUT | | | \$17.34 /Each | | | ROUT: 1 End | | | IDLROUT-3 | | | \$21.71 /Each | | |
| ROUT: 1 Side | | | IDLROUTLF-1 | | | \$2.18 /LF | | | ROUT: 2 Ends | | | IDLROUT-4 | | | \$43.41 /Each | | |
| See Prefinish Add-On's in Section U | | | | | | | | | | | | | | | | | |
| Call For available lengths in stock. | | | | | | | | | | | | | | | | | |
| Call Badger's Interior Millwork Office for Current Pricing!!! | | | | | | | | | | | | | | | | | |

WOOD INTERIOR STAIR PARTS

| <u>Description</u> | <u>Page</u> |
|--------------------|-------------|
| Oak Stair Parts | IM-R-2-8 |
| Maple Stair Parts | IM-R-9-13 |
| Primed Stair Parts | IM-R-14 |
| Poplar Stair Parts | IM-R-15-16 |

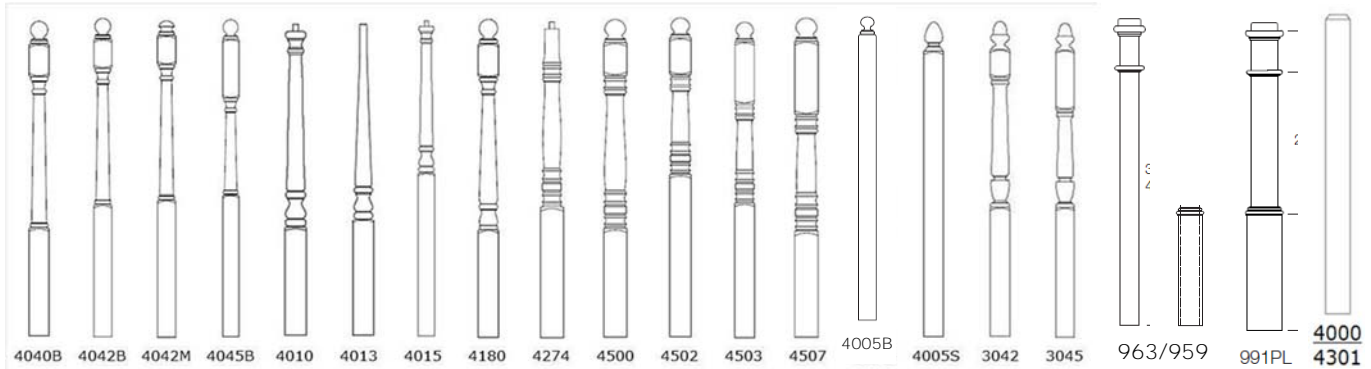


Prices and specifications are subject to change without notice.



OAK NEWELS

See Our Wide Selection of Finish Options on Catalog Pages IM-U-2-3.



| Mfg. # | Size | Base | UOM | Prod.# | Raw | Core Pref |
|----------------|-------------------------------------|--------|-----|-------------|----------|-----------|
| OAK Colonial | | | | | | |
| 4040B | 3" x 48" - Starting | | Ea. | ST1-1000 | \$143.49 | \$188.69 |
| 4045B | 3" x 59" - Landing | | Ea. | *Quick Ship | | |
| 4042M | 3" x 54" - Starting | | Ea. | ST1-1003 | \$169.34 | \$214.53 |
| 4042B | 3" x 54" - Starting | | Ea. | *Quick Ship | | |
| 4013PT | 3" x 43" - Pin Newel | | Ea. | *Quick Ship | | |
| 4180B | 3" x 48" - Starting | | Ea. | *Quick Ship | | |
| 4010PT-43 | 3" x 43" - Starting | | Ea. | *Quick Ship | | |
| 4015PT-59 | 3" x 59" - Landing | | Ea. | *Quick Ship | | |
| OAK - Hampton | | | | | | |
| 4274PT | 3-1/2" x 48" - Starting | | Ea. | *Quick Ship | | |
| 4500BT | 3-1/2" x 48" - Starting | | Ea. | ST1-1006 | \$217.98 | \$263.18 |
| 4502BT | 3-1/2" x 56" - Starting | | Ea. | ST1-1007 | \$285.69 | \$330.89 |
| 4507BT | 3-1/2" x 48" - Landing | | Ea. | *Quick Ship | | |
| 4503BT | 3-1/2" x 56" - Landing (10" Face) | | Ea. | *Quick Ship | | |
| OAK - Carolina | | | | | | |
| 3042-56 | 3-1/2" x 56" - Starting | | Ea. | *Quick Ship | | |
| 3045-56 | 3-1/2" x 56" - Landing | | Ea. | *Quick Ship | | |
| OAK - Ranch | | | | | | |
| 962-48 | 3-1/2" x 48" - Box Newel | | Ea. | *Quick Ship | | |
| 963-56 | 3-1/2" x 56" - Box Newel | | Ea. | ST1-1018 | \$309.62 | \$402.78 |
| 959 | Pedestal for 3-1/2" Newel | | Ea. | ST1-1019 | \$103.20 | \$196.37 |
| 962(959)-48 | 3-1/2" x 48" - Box Newel w/Pedestal | | Set | *Quick Ship | | |
| 963(959)-56 | 3-1/2" x 56" - Box Newel w/Pedestal | | Set | ST1-1018S | \$412.82 | \$505.98 |
| 960-48 | 3-1/2" x 48" - Box Newel | 4-1/2" | Ea. | *Quick Ship | | |
| 961-56 | 3-1/2" x 56" - Box Newel | | Ea. | *Quick Ship | | |
| 4091-55 | 6-1/4" x 55" - Box Newel | 6-1/4" | Ea. | ST1-1192 | \$577.52 | \$670.68 |
| OAK - Classic | | | | | | |
| 4301 | 3" x 48" - S4S Newel | | Ea. | ST1-1190 | \$193.02 | \$238.22 |
| 4000 | 3-1/2" x 48" - S4S Newel | | Ea. | ST1-1191 | \$263.99 | \$309.18 |

*Quick Ship - Badger Three to Four Week Ship Program. Add One Week for Pre-finishing.

OAK NEWEL FASTENERS

See Our Wide Selection of Finish Options on Catalog Pages IM-U-2-3.



| Mfg. # | Size | UOM | Prod.# | Raw | Core Pref |
|------------------------|------------------------------------|-----|-------------|---------|-----------|
| NEWEL FASTENERS | | | | | |
| 3009 | OAK - J-Anchor - 3" | Ea. | *Quick Ship | | |
| 3019 | OAK - J-Anchor - 3-1/2" | Ea. | *Quick Ship | | |
| 3006 | Surface Lock | Ea. | ST1-1133 | \$25.94 | |
| 3005 | Keylock Fastener | Ea. | ST1-1122 | \$27.99 | |
| 3070 | Newel Bolt Fastener 1/2" x 10-3/4" | Ea. | ST1-1123 | \$24.71 | |
| DS1207 | Newel Bolt Fastener 1/2" x 7" | Ea. | ST1-1130 | \$8.96 | |

OAK BALUSTERS



5016 5141 5068 5005



2006 5060 & 5360

| Mfg. # | Size | UOM | Prod.# | Raw | Core Pref |
|-------------------------------|--------------|-----|-------------|---------|-----------|
| OAK - Colonial -- Tapered Top | | | | | |
| 5016-31 | 1-1/4" x 31" | Ea. | *Quick Ship | | |
| 5016-34 | 1-1/4" x 34" | Ea. | *Quick Ship | | |
| 5016-36 | 1-1/4" x 36" | Ea. | *Quick Ship | | |
| 5016-39 | 1-1/4" x 39" | Ea. | *Quick Ship | | |
| 5016-42 | 1-1/4" x 42" | Ea. | *Quick Ship | | |
| OAK - Colonial -- Square Top | | | | | |
| 5141-36 | 1-1/4" x 36" | Ea. | ST1-1043 | \$30.53 | \$49.82 |
| 5141-39 | 1-1/4" x 39" | Ea. | ST1-1044 | \$34.35 | \$53.64 |
| 5141-41 | 1-1/4" x 41" | Ea. | *Quick Ship | | |
| OAK - Colonial-- Square Top | | | | | |
| 5068-31 | 1-1/4" x 31" | Ea. | *Quick Ship | | |
| 5068-35 | 1-1/4" x 35" | Ea. | *Quick Ship | | |
| 5068-37 | 1-1/4" x 37" | Ea. | *Quick Ship | | |
| 5068-39 | 1-1/4" x 39" | Ea. | *Quick Ship | | |
| 5068-42 | 1-1/4" x 42" | Ea. | *Quick Ship | | |
| OAK - Hampton --Square Top | | | | | |
| 5005-31 | 1-3/4" x 31" | Ea. | *Quick Ship | | |
| 5005-36 | 1-3/4" x 36" | Ea. | ST1-1032 | \$41.52 | \$60.81 |
| 5005-41 | 1-3/4" x 41" | Ea. | *Quick Ship | | |
| OAK - Carolina | | | | | |
| 2006-35 | 1-3/4" x 35" | Ea. | *Quick Ship | | |
| 2006-37 | 1-3/4" x 37" | Ea. | *Quick Ship | | |
| 2006-39 | 1-3/4" x 39" | Ea. | *Quick Ship | | |
| 2006-44 | 1-3/4" x 44" | Ea. | *Quick Ship | | |
| OAK - Contemporary -- Square | | | | | |
| 5060-42 | 1-1/4" x 42" | Ea. | ST1-1039 | \$19.50 | \$38.79 |
| 5360-42 | 1-3/4" x 42" | Ea. | ST1-1040 | \$40.92 | \$60.21 |

*Quick Ship - Badger Three to Four Week Ship Program. Add One Week for Pre-finishing.

OAK RAIL

See Our Wide Selection of Finish Options on Catalog Pages IM-U-2-3.



6010SC



6010SCP



6210



6210P



6005P



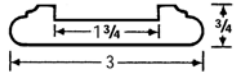
6519P

| Mfg. # | Size | UOM | Prod.# | Raw | Core Pref |
|-----------------------------------|-------------------------------|-----|-------------|----------|-----------|
| OAK - Traditional (No Plow) | | | | | |
| 6010SC-8 | 8' | Ea. | ST1-104908 | \$169.49 | \$196.85 |
| 6010SC-10 | 10' | Ea. | ST1-104910 | \$194.72 | \$228.92 |
| 6010SC-12 | 12' | Ea. | ST1-104912 | \$233.70 | \$274.74 |
| 6010SC-16 | 16' | Ea. | ST1-104916 | \$311.64 | \$366.36 |
| 6010SC-20 | 20' | Ea. | ST1-104920 | \$390.81 | \$459.21 |
| OAK - Traditional (Plowed) | | | | | |
| 6010SCP-8 | 8' (1-1/4" Plow) with fillet | Ea. | ST1-105408 | \$143.10 | \$186.18 |
| 6010SCP-10 | 10' (1-1/4" Plow) with fillet | Ea. | ST1-105410 | \$162.57 | \$216.42 |
| 6010SCP-12 | 12' (1-1/4" Plow) with fillet | Ea. | ST1-105412 | \$195.00 | \$259.62 |
| 6010SCP-16 | 16' (1-1/4" Plow) with fillet | Ea. | ST1-105416 | \$260.03 | \$346.19 |
| OAK - 6210 | | | | | |
| 6210-8 | Rail - 8' | Ea. | ST1-107908 | \$224.36 | \$251.72 |
| 6210-10 | Rail - 10' | Ea. | ST1-107910 | \$301.23 | \$335.43 |
| 6210-12 | Rail - 12' | Ea. | ST1-107912 | \$361.44 | \$402.48 |
| 6210-16 | Rail - 16' | Ea. | ST1-107916 | \$421.74 | \$476.46 |
| OAK - 6210P (Plowed) | | | | | |
| 6210P-8 | 8' (1-3/4" Plow) with fillet | Ea. | ST1-108608 | \$304.34 | \$347.42 |
| 6210P-10 | 10' (1-3/4" Plow) with fillet | Ea. | ST1-108610 | \$363.53 | \$417.38 |
| 6210P-12 | 12' (1-3/4" Plow) with fillet | Ea. | ST1-108612 | \$436.32 | \$500.94 |
| 6210P-16 | 16' (1-3/4" Plow) with fillet | Ea. | ST1-108616 | \$581.69 | \$667.85 |
| 6004 - Fillet for 1-1/4" Baluster | | | | | |
| OAK - 6004 | Fillet for 1-1/4" Baluster | LF. | ST1-1065 | \$1.89 | \$3.86 |
| OAK - Traditional | | | | | |
| 6005P-6 | 6' (1-3/4" Plow) with fillet | Ea. | *Quick Ship | | |
| 6005P-8 | 8' (1-3/4" Plow) with fillet | Ea. | *Quick Ship | | |
| 6005P-10 | 10' (1-3/4" Plow) with fillet | Ea. | *Quick Ship | | |
| 6005P-12 | 12' (1-3/4" Plow) with fillet | Ea. | *Quick Ship | | |
| 6005P-16 | 16' (1-3/4" Plow) with fillet | Ea. | *Quick Ship | | |
| OAK - Traditional (Plowed) | | | | | |
| 6519P-6 | 6' (1-3/4" Plow) with fillet | Ea. | *Quick Ship | | |
| 6519P-8 | 8' (1-3/4" Plow) with fillet | Ea. | *Quick Ship | | |
| 6519P-10 | 10' (1-3/4" Plow) with fillet | Ea. | *Quick Ship | | |
| 6519P-12 | 12' (1-3/4" Plow) with fillet | Ea. | *Quick Ship | | |
| 6519P-16 | 16' (1-3/4" Plow) with fillet | Ea. | *Quick Ship | | |

*Quick Ship - Badger Three to Four Week Ship Program. Add One Week for Pre-finishing.

OAK RAIL

See Our Wide Selection of Finish Options on Catalog Pages IM-U-2-3.



6245



| Mfg. # | Size | UOM | Prod.# | Raw | Core Pref |
|-------------------------------------|------------------------------------|-----|-------------|----------|-----------|
| OAK - SHOE RAIL FOR 1-3/4" BALUSTER | | | | | |
| 6245-8 | Rail - 8' | Ea. | ST1-107208 | \$149.88 | \$177.24 |
| 6245-10 | Rail - 10' | Ea. | ST1-107210 | \$170.99 | \$205.19 |
| 6245-12 | Rail - 12' | Ea. | ST1-107212 | \$205.16 | \$246.20 |
| 6245-16 | Rail - 16' | Ea. | ST1-107216 | \$273.56 | \$328.28 |
| 6450 - Fillet for 1-3/4" Baluster | | LF. | ST1-1078 | \$2.58 | \$4.55 |
| OAK - SHOE RAIL FOR 1-1/4" BALUSTER | | | | | |
| 6045-8 | Rail - 8' | Ea. | ST1-105908 | \$143.10 | \$170.46 |
| 6045-10 | Rail - 10' | Ea. | ST1-105910 | \$162.57 | \$196.77 |
| 6045-12 | Rail - 12' | Ea. | ST1-105912 | \$195.00 | \$236.04 |
| 6045-16 | Rail - 16' | Ea. | ST1-105916 | \$260.03 | \$314.75 |
| OAK - CLASSIC (1-1/4" Plow) | | | | | |
| 6000P-8 | 8' (1-1/4" Plow) with 6004 Fillet | Ea. | ST1-118008 | \$145.88 | \$188.96 |
| 6000P-10 | 10' (1-1/4" Plow) with 6004 Fillet | Ea. | ST1-118010 | \$165.99 | \$219.84 |
| 6000P-12 | 12' (1-1/4" Plow) with 6004 Fillet | Ea. | ST1-118012 | \$252.98 | \$317.60 |
| 6000P-16 | 16' (1-1/4" Plow) with 6004 Fillet | Ea. | ST1-118016 | \$265.67 | \$351.83 |
| OAK - CLASSIC (1-3/4" Plow) | | | | | |
| 6001P-8 | 8' (1-3/4" Plow) with 6450 Fillet | Ea. | ST1-118108 | \$145.88 | \$188.96 |
| 6001P-10 | 10' (1-3/4" Plow) with 6450 Fillet | Ea. | ST1-118110 | \$166.10 | \$219.95 |
| 6001P-12 | 12' (1-3/4" Plow) with 6450 Fillet | Ea. | ST1-118112 | \$253.02 | \$317.64 |
| 6001P-16 | 16' (1-3/4" Plow) with 6450 Fillet | Ea. | ST1-118116 | \$265.62 | \$351.78 |
| OAK - CLASSIC | | | | | |
| 6100SC-8 | Rail - 8' | Ea. | *Quick Ship | | |
| 6100SC-10 | Rail - 10' | Ea. | *Quick Ship | | |
| 6100SC-12 | Rail - 12' | Ea. | *Quick Ship | | |
| 6100SC-14 | Rail - 14' | Ea. | *Quick Ship | | |
| 6100SC-16 | Rail - 16' | Ea. | *Quick Ship | | |
| OAK - HANDRAIL | | | | | |
| 6002-10 | 10' (1-5/8" x 2-13/16") | Ea. | ST1-118210 | \$249.39 | \$283.59 |
| 6002-12 | 12' (1-5/8" x 2-13/16") | Ea. | ST1-118212 | \$299.22 | \$340.26 |
| 6002-16 | 16' (1-5/8" x 2-13/16") | Ea. | ST1-118216 | \$399.03 | \$453.75 |

*Quick Ship - Badger Three to Four Week Ship Program. Add One Week for Pre-finishing.

OAK RAIL

See Our Wide Selection of Finish Options on Catalog Pages IM-U-2-3.



6310



6310P

| Mfg. # | Size | UOM | Prod.# | Raw | Core Pref |
|------------------------------------|-------------------------------|-----|--------|-------------|-----------|
| OAK - CONTEMPORARY | | | | | |
| 6310S-6 | 6' | Ea. | | *Quick Ship | |
| 6310S-8 | 8' | Ea. | | *Quick Ship | |
| 6310S-10 | 10' | Ea. | | *Quick Ship | |
| 6310S-12 | 12' | Ea. | | *Quick Ship | |
| 6310S-14 | 14' | Ea. | | *Quick Ship | |
| 6310S-16 | 16' | Ea. | | *Quick Ship | |
| OAK - CONTEMPORARY (Plowed) | | | | | |
| 6310SP-6 | 6' (1-3/4" Plow) with fillet | Ea. | | *Quick Ship | |
| 6310SP-8 | 8' (1-3/4" Plow) with fillet | Ea. | | *Quick Ship | |
| 6310SP-10 | 10' (1-3/4" Plow) with fillet | Ea. | | *Quick Ship | |
| 6310SP-12 | 12' (1-3/4" Plow) with fillet | Ea. | | *Quick Ship | |
| 6310SP-14 | 14' (1-3/4" Plow) with fillet | Ea. | | *Quick Ship | |
| 6310SP-16 | 16' (1-3/4" Plow) with fillet | Ea. | | *Quick Ship | |

OAK FITTINGS



7030 / 7035



7040 / 7045



7089 7099



7010 7012 7019



7011 7021

| Mfg. # | Size | UOM | Prod.# | Raw | Core Pref |
|---------------------|------------------------------|-----|--------|-------------|-----------|
| OAK FITTINGS | | | | | |
| 7030 | Volute - LH | Ea. | | *Quick Ship | |
| 7035 | Volute - RH | Ea. | | *Quick Ship | |
| 7040 | Turn Out - LH 4-7/8" | Ea. | | *Quick Ship | |
| 7045 | Turn Out - RH 4-7/8" | Ea. | | *Quick Ship | |
| 7010 | Start Easing w/Newel Cap | Ea. | | *Quick Ship | |
| 7019 | Opening Cap | Ea. | | *Quick Ship | |
| 7020 | Tandem Cap | Ea. | | *Quick Ship | |
| 7021 | Quarterturn Cap | Ea. | | *Quick Ship | |
| 7011 | Level Quarterturn Cap | Ea. | | *Quick Ship | |
| 7012 | Up Easing | Ea. | | *Quick Ship | |
| 7060 | LH Gooseneck 2 Risers w/Cap | Ea. | | *Quick Ship | |
| 7065 | RH Gooseneck 2 Risers w/Cap | Ea. | | *Quick Ship | |
| 7081 | LH Gooseneck 2 Risers w/Cap | Ea. | | *Quick Ship | |
| 7086 | RH Gooseneck 2 Risers w/Cap | Ea. | | *Quick Ship | |
| 7089 | Gooseneck 2 Riser Tandem Cap | Ea. | | *Quick Ship | |
| 7099 | Gooseneck 2 Riser No Cap | Ea. | | *Quick Ship | |

*Quick Ship - Badger Three to Four Week Ship Program. Add One Week for Pre-finishing.

MISC. OAK ACCESSORIES

See Our Wide Selection of Finish Options on Catalog Pages IM-U-2-3.



| Mfg. # | Size | UOM | Prod.# | Raw | Core Pref |
|---------------------------------------|--|------|-------------|---------|-----------|
| OAK - ROSETTES & TREAD SCROLL BRACKET | | | | | |
| 7033 | 4-1/4" x 6" - Rectangle Rosette | Ea. | ST1-7033 | \$16.17 | \$29.10 |
| 7037 | 4" x 5-3/4" - Oval Rosettes | Ea. | ST1-1127 | \$17.54 | \$30.47 |
| 7026 | 4-1/2" - Round Rosette | Ea. | ST1-1131 | \$16.28 | \$29.21 |
| 7029 | 4-1/2" - Tread Scroll Bracket | Ea. | *Quick Ship | | |
| OAK - PLUGS | | | | | |
| 3025 | 1" Tapered Plug | Ea. | ST1-1126 | \$2.34 | \$3.60 |
| - - - | 3/8" Button Plug | Ea. | *Quick Ship | | |
| 3001 | Rail Bolts 4" (Washer, Oak and Poplar Plug included) | Ea. | ST1-1125 | \$14.03 | |
| 3092 | Wrench | Ea. | *Quick Ship | | |
| FU-6287 | Mini-Lock Rail Fastener (2/Pk) | Pkg. | ST1-1136 | \$11.52 | |
| 3036 | Baluster Dowel Fast Tap | Ea. | *Quick Ship | | |
| 3033 | Baluster Dowel Runner | Ea. | *Quick Ship | | |
| 3076 | Baluster Dowel Fast Screws (50/Pk) | Pkg. | ST1-1134 | \$56.10 | |

*Quick Ship - Badger Three to Four Week Ship Program. Add One Week for Pre-finishing.

OAK STEPS, TREADS & CAPS

See Our Wide Selection of Finish Options on Catalog Pages IM-U-2-3.

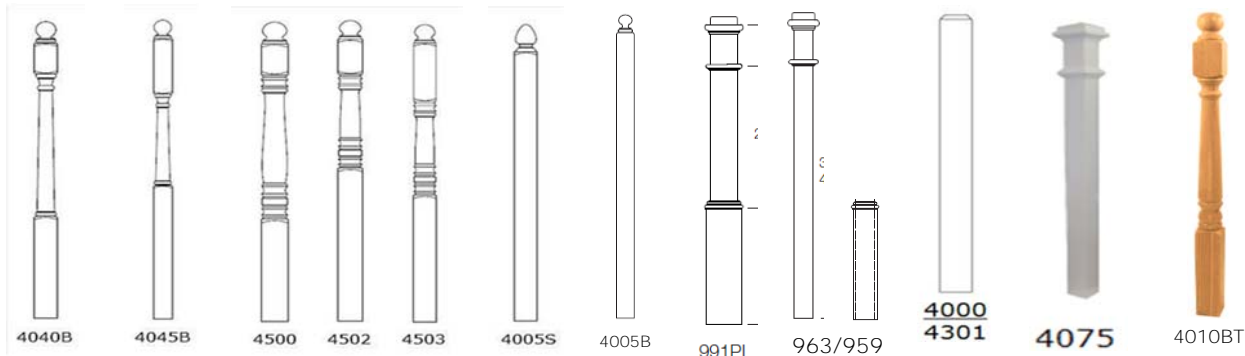


| Mfg. # | Size | UOM | Prod.# | Raw | Core Pref |
|---|--------------------------------------|-----|-------------|----------|-----------|
| OAK - STARTING STEPS | | | | | |
| 8010-48 | Bull Nose - 48" | Ea. | *Quick Ship | | |
| 8015-45 | Dbl End Bull Nose - 48" | Ea. | *Quick Ship | | |
| 8010-60 | Bull Nose - 60" | Ea. | *Quick Ship | | |
| 8011 | False Starting Step | Ea. | *Quick Ship | | |
| OAK - TREADS & CAPS | | | | | |
| 8091 | 5-1/4" Wide - Landing Tread | LF | ST1-1143 | \$18.51 | \$21.47 |
| 8090 | 3-1/2" Wide - Landing Tread | LF | *Quick Ship | | |
| 8070-48 | 11-1/2 x 48" - No Return Tread | Ea. | ST1-1145 | \$122.22 | \$189.84 |
| 8070-60 | 11-1/2 x 60" - No Return Tread | Ea. | ST1-1146 | | |
| 8171-LH | 5-1/4" x 13-1/4" - LH Return Tread | Ea. | ST1-1147 | \$34.46 | \$54.69 |
| 8171-RH | 5-1/4" x 13-1/4" - RH Return Tread | Ea. | ST1-1148 | \$34.46 | \$54.69 |
| 8072 | Tread Cap | Ea. | ST1-1149 | \$17.67 | \$37.91 |
| 8176 | Riser Cap | Ea. | ST1-1150 | \$6.84 | \$17.15 |
| 8066 | 1-13/16" x 1-1/4" - False Tread Mold | LF | ST1-1152 | \$9.03 | \$10.29 |
| OAK - MITERED RETURN TREADS (Solid Oak) | | | | | |
| 8070MR-RH-48 | 1-1/32" x 11-1/2" - Single - 48" RH | Ea. | ST1-1154 | \$157.47 | \$225.09 |
| 8070MR-LH-48 | 1-1/32" x 11-1/2" - Single - 48" LH | Ea. | ST1-1155 | \$157.47 | \$225.09 |
| 8070DMR-48 | 1-1/32" x 11-1/2" - Double - 48" | Ea. | *Quick Ship | | |
| OAK - RISERS (Solid Oak R/L) | | | | | |
| | 3/4" x 7-1/4" x R/L | Ea. | OB108RL-PX | \$11.12 | \$15.42 |

*Quick Ship - Badger Three to Four Week Ship Program. Add One Week for Pre-finishing.

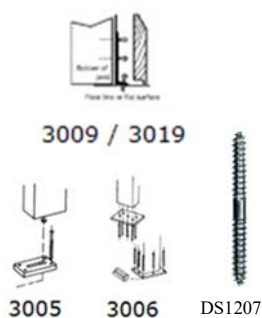
MAPLE NEWELS

See Our Wide Selection of Finish Options on Catalog Pages IM-U-2-3.



| Mfg. # | Size | UOM | Prod.# | Raw | Core Pref |
|------------------|-------------------------------------|--------|-------------|-------------|-----------|
| MAPLE - Colonial | | | | | |
| 4010BT | 3" x 48" - Starting | Ea. | *Quick Ship | | |
| 4040B | 3" x 48" - Starting | Ea. | *Quick Ship | | |
| 4045B | 3" x 59" - Landing | Ea. | *Quick Ship | | |
| MAPLE -Hampton | | | | | |
| 4500BT | 3-1/2" x 48" - Starting | Ea. | *Quick Ship | | |
| 4502BT | 3-1/2" x 56" - Starting | Ea. | *Quick Ship | | |
| 4503BT | 3-1/2" x 56" - Landing (10" Face) | Ea. | *Quick Ship | | |
| MAPLE - Ranch | | | | | |
| 962-48 | 3-1/2" x 48" - Box Newel | Ea. | *Quick Ship | | |
| 4075 | 3-1/2" x 56" - Box Newel | Ea. | ST2-1018 | \$320.54 | \$382.14 |
| 959 | Pedestal for 3-1/2" Newel | Ea. | ST2-1019 | \$127.98 | \$221.15 |
| 962(959)-48 | 3-1/2" x 48" - Box Newel w/Pedestal | Set | *Quick Ship | | |
| 963(959)-56 | 3-1/2" x 56" - Box Newel w/Pedestal | Set | ST2-1018S | \$448.52 | \$541.68 |
| 960-48 | 3-1/2" x 48" - Box Newel | 4-1/2" | Ea. | *Quick Ship | |
| 961-56 | 3-1/2" x 56" - Box Newel | Ea. | *Quick Ship | | |
| 991PL | 4-1/4" x 55" - Box Newel | 6-1/4" | Ea. | ST2-1192 | \$654.50 |
| | | | | \$279.98 | |
| MAPLE - Classic | | | | | |
| 4301 | 3" x 48" - S4S Newel | Ea. | ST2-1190 | \$234.78 | \$279.98 |

MAPLE NEWEL FASTENERS



| Mfg. # | Size | UOM | Prod.# | Raw | Core Pref |
|------------------------|------------------------------------|-----|----------|-------------|-----------|
| NEWEL FASTENERS | | | | | |
| 3009 | MAPLE - J-Anchor - 3" | Ea. | | *Quick Ship | |
| 3019 | MAPLE - J-Anchor - 3-1/2" | Ea. | | *Quick Ship | |
| 3006 | Surface Lock | Ea. | ST1-1133 | \$25.94 | |
| 3005 | Keylock Fastener | Ea. | ST1-1122 | \$27.99 | |
| 3070 | Newel Bolt Fastener 1/2" x 10-3/4" | Ea. | ST1-1123 | \$24.71 | |
| DS1207 | Newel Bolt Fastener 1/2" x 7" | Ea. | ST1-1130 | \$8.96 | |

*Quick Ship - Badger Three to Four Week Ship Program. Add One Week for Pre-finishing.

MAPLE BALUSTERS

See Our Wide Selection of Finish Options on Catalog Pages IM-U-2-3.



| Mfg. # | Size | UOM | Prod.# | Raw | Core Pref |
|--|--------------|-----|----------|-------------|-----------|
| MAPLE - Colonial -- Tapered Top | | | | | |
| 5016-31 | 1-1/4" x 31" | Ea. | | *Quick Ship | |
| 5016-34 | 1-1/4" x 34" | Ea. | | *Quick Ship | |
| 5016-36 | 1-1/4" x 36" | Ea. | | *Quick Ship | |
| 5016-39 | 1-1/4" x 39" | Ea. | | *Quick Ship | |
| 5016-42 | 1-1/4" x 42" | Ea. | | *Quick Ship | |
| MAPLE - Colonial - Pin Top | | | | | |
| 5015-36 | 1 1/4" x 36" | Ea. | | *Quick Ship | |
| 5015-39 | 1-1/4" x 36" | Ea. | | *Quick Ship | |
| MAPLE - Colonial -- Square Top | | | | | |
| 5141-31 | 1-1/4" x 31" | Ea. | | *Quick Ship | |
| 5141-34 | 1-1/4" x 34" | Ea. | | *Quick Ship | |
| 5141-36 | 1-1/4" x 36" | Ea. | | *Quick Ship | |
| 5141-39 | 1-1/4" x 39" | Ea. | | *Quick Ship | |
| 5141-41 | 1-1/4" x 41" | Ea. | | *Quick Ship | |
| MAPLE - Hampton --Square Top | | | | | |
| 5005-31 | 1-3/4" x 31" | Ea. | | *Quick Ship | |
| 5005-36 | 1-3/4" x 36" | Ea. | | *Quick Ship | |
| 5005-41 | 1-3/4" x 41" | Ea. | | *Quick Ship | |
| MAPLE - Classic -- Square | | | | | |
| 5060-41 | 1-1/4" x 41" | Ea. | ST2-1039 | \$31.59 | \$50.88 |
| 5360-41 | 1-3/4" x 41" | Ea. | ST2-1040 | \$51.98 | \$71.27 |

MAPLE RAIL



| Mfg. # | Size | UOM | Prod.# | Raw | Core Pref |
|--------------------------------------|-------------------------------|-----|------------|----------|-----------|
| MAPLE - Traditional (No Plow) | | | | | |
| 6010SC-8 | 8' | Ea. | ST2-104908 | \$209.67 | \$237.03 |
| 6010SC-10 | 10' | Ea. | ST2-104910 | \$245.73 | \$279.93 |
| 6010SC-12 | 12' | Ea. | ST2-104912 | \$294.95 | \$335.99 |
| 6010SC-16 | 16' | Ea. | ST2-104916 | \$393.17 | \$447.89 |
| 6010SC-20 | 20' | Ea. | ST2-104920 | \$560.19 | \$614.91 |
| MAPLE - Traditional (Plowed) | | | | | |
| 6010SCP-8 | 8' (1-1/4" Plow) with fillet | Ea. | ST2-105408 | \$282.72 | \$325.80 |
| 6010SCP-10 | 10' (1-1/4" Plow) with fillet | Ea. | ST2-105410 | \$282.72 | \$336.57 |
| 6010SCP-12 | 12' (1-1/4" Plow) with fillet | Ea. | ST2-105412 | \$318.14 | \$382.76 |
| 6010SCP-16 | 16' (1-1/4" Plow) with fillet | Ea. | ST2-105416 | \$539.27 | \$625.43 |

*Quick Ship - Badger Three to Four Week Ship Program. Add One Week for Pre-finishing.

MAPLE RAIL

See Our Wide Selection of Finish Options on Catalog Pages IM-U-2-3.



6210



6210P



**6045
w/6004**



**6450
w/6006**



6310



6310P



6000P



6002




6042

| Mfg. # | Size | UOM | Prod.# | Raw | Core Pref |
|--|------------------------------------|-----|-------------|----------|-----------|
| MAPLE - 6210 | | | | | |
| 6210-8 | Rail - 8' | Ea. | ST2-107908 | \$275.61 | \$302.97 |
| 6210-10 | Rail - 10' | Ea. | ST2-107910 | \$330.59 | \$364.79 |
| 6210-12 | Rail - 12' | Ea. | ST2-107912 | \$393.21 | \$434.25 |
| 6210-16 | Rail - 16' | Ea. | ST2-107916 | \$524.24 | \$578.96 |
| MAPLE - 6210P (Plowed) | | | | | |
| 6210P-8 | 8' (1-3/4" Plow) with fillet | Ea. | ST2-108608 | \$359.03 | \$402.11 |
| 6210P-10 | 10' (1-3/4" Plow) with fillet | Ea. | ST2-108610 | \$431.87 | \$485.72 |
| 6210P-12 | 12' (1-3/4" Plow) with fillet | Ea. | ST2-108612 | \$518.33 | \$582.95 |
| 6210P-16 | 16' (1-3/4" Plow) with fillet | Ea. | ST2-108616 | \$691.07 | \$777.23 |
| MAPLE - SHOE RAIL FOR 1-1/4" BALUSTER | | | | | |
| 6045-8 | Rail - 8' | Ea. | ST2-105908 | \$165.62 | \$192.98 |
| 6045-10 | Rail - 10' | Ea. | ST2-105910 | \$190.55 | \$224.75 |
| 6045-12 | Rail - 12' | Ea. | ST2-105912 | \$228.66 | \$269.70 |
| 6045-16 | Rail - 16' | Ea. | ST2-105916 | \$305.06 | \$359.78 |
| 6004 - Fillet for 1-1/4" Baluster | | | | | |
| 6004 | Fillet for 1-1/4" Baluster | LF | ST2-1065 | \$5.01 | \$6.98 |
| MAPLE - Shoerail for 1-3/4" Baluster | | | | | |
| 6006-8 | Rail - 8' | Ea. | ST2-107208 | \$187.05 | \$214.41 |
| 6006-10 | Rail - 10' | Ea. | ST2-107210 | \$217.34 | \$251.54 |
| 6006-12 | Rail - 12' | Ea. | ST2-107212 | \$260.97 | \$302.01 |
| 6006-16 | Rail - 16' | Ea. | ST2-107216 | \$347.93 | \$402.65 |
| 6450 | Fillet for 1-3/4" Baluster | LF | ST2-1078 | \$7.34 | \$9.30 |
| MAPLE - Contemporary | | | | | |
| 6310S-6 | 6' | Ea. | *Quick Ship | | |
| 6310S-8 | 8' | Ea. | *Quick Ship | | |
| 6310S-10 | 10' | Ea. | *Quick Ship | | |
| 6310S-12 | 12' | Ea. | *Quick Ship | | |
| 6310S-14 | 14' | Ea. | *Quick Ship | | |
| 6310S-16 | 16' | Ea. | *Quick Ship | | |
| MAPLE - Contemporary | | | | | |
| 6310SP-6 | 6' (1-3/4" Plow) With Fillet | Ea. | *Quick Ship | | |
| 6310SP-8 | 8' (1-3/4" Plow) With Fillet | Ea. | *Quick Ship | | |
| 6310SP-10 | 10' (1-3/4" Plow) With Fillet | Ea. | *Quick Ship | | |
| 6310SP-12 | 12' (1-3/4" Plow) With Fillet | Ea. | *Quick Ship | | |
| 6310SP-14 | 14' (1-3/4" Plow) With Fillet | Ea. | *Quick Ship | | |
| 6310SP-16 | 16' (1-3/4" Plow) With Fillet | Ea. | *Quick Ship | | |
| MAPLE - 1/4" Shoerail Contemporary (No Fillet) | | | | | |
| 6000SR-10 | 10' | Ea. | ST2-118110 | \$139.94 | \$174.14 |
| 6000SR-12 | 12' | Ea. | ST2-118112 | \$167.93 | \$208.97 |
| 6000SR-16 | 16' | Ea. | ST2-118116 | \$223.91 | \$278.63 |
| MAPLE - Classic (1-1/4" Plow) | | | | | |
| 6000P-8 | 8' (1-1/4" Plow) with 6004 Fillet | Ea. | ST2-118008 | \$223.76 | \$266.84 |
| 6000P-10 | 10' (1-1/4" Plow) with 6004 Fillet | Ea. | ST2-118010 | \$279.69 | \$333.54 |
| 6000P-12 | 12' (1-1/4" Plow) with 6004 Fillet | Ea. | ST2-118012 | \$335.61 | \$400.23 |
| 6000P-14 | 14' (1-1/4" Plow) with 6004 Fillet | Ea. | *Quick Ship | | |
| 6000P-16 | 16' (1-1/4" Plow) with 6004 Fillet | Ea. | ST2-118016 | \$447.51 | \$533.67 |
| MAPLE - Handrail | | | | | |
| 6002-8 | 10' (1-5/8" x 2-13/16") | Ea. | ST2-118208 | \$193.26 | \$220.62 |
| 6002-10 | 10' (1-5/8" x 2-13/16") | Ea. | ST2-118210 | \$241.58 | \$275.78 |
| 6002-12 | 12' (1-5/8" x 2-13/16") | Ea. | ST2-118212 | \$289.86 | \$330.90 |
| 6002-14 | 14' (1-5/8" x 2-13/16") | Ea. | *Quick Ship | | |
| 6002-16 | 16' (1-5/8" x 2-13/16") | Ea. | ST2-118216 | \$386.51 | \$441.23 |
| MAPLE - Wall Rail 2-1/4" x 1-1/2" | | | | | |
| 6042-16' | 16' | Ea. | ST2-604216 | \$349.88 | \$404.60 |
| 6042-18' | 18' | Ea. | *Quick Ship | | |

*Quick Ship - Badger Three to Four Week Ship Program. Add One Week for Pre-finishing.

MAPLE STEPS, TREADS & CAPS

See Our Wide Selection of Finish Options on Catalog Pages IM-U-2-3.



| Mfg. # | Size | UOM | Prod.# | Raw | Core Pref |
|--|-------------------------------------|-----|-------------|----------|-----------|
| MAPLE - STARTING STEPS | | | | | |
| 8010-48 | Bull Nose - 48" | Ea. | *Quick Ship | | |
| 8010-60 | Bull Nose - 60" | Ea. | *Quick Ship | | |
| 8015-45 | Dbl End Bull Nose - 48" | Ea. | *Quick Ship | | |
| 8011 | False Starting Step | Ea. | *Quick Ship | | |
| MAPLE - TREADS & CAPS | | | | | |
| 8091 | 5-1/4" Wide - Landing Tread | LF | ST2-1143 | \$29.12 | \$32.07 |
| For 3-1/2" wide Maple Landing Tread: Use price of 5-1/4" plus Price to Rip to size. | | | IDL RIP | \$16.50 | |
| 8070-48 | 11-1/2 x 48" - No Return Tread | Ea. | ST2-1145 | \$194.49 | \$262.11 |
| 8070-60 | 11-1/2 x 60" - No Return Tread | Ea. | *Quick Ship | | |
| 8171-LH | 5-1/4" x 13-1/4" - LH Return Tread | Ea. | ST2-1147 | \$39.87 | \$60.11 |
| 8171-RH | 5-1/4" x 13-1/4" - RH Return Tread | Ea. | ST2-1148 | \$39.87 | \$60.11 |
| 8072 | Tread Cap | Ea. | ST2-1149 | \$20.09 | \$40.32 |
| 8176 | Riser Cap | Ea. | ST2-1150 | \$7.82 | \$18.12 |
| MAPLE - MITERED RETURN TREADS (Solid Maple) | | | | | |
| 8070MR-RH-48 | 1-1/32" x 11-1/2" - Single - 48" RH | Ea. | *Quick Ship | | |
| 8070MR-LH-48 | 1-1/32" x 11-1/2" - Single - 48" LH | Ea. | *Quick Ship | | |
| RISERS (Solid Maple R/L) | | | | | |
| | 3/4" x 7-1/4" x R/L | LF. | MB108RL-PX | \$18.03 | \$22.34 |

*Quick Ship - Badger Three to Four Week Ship Program. Add One Week for Pre-finishing.

MAPLE FITTINGS

See Our Wide Selection of Finish Options on Catalog Pages IM-U-2-3.



| Mfg. # | Size | UOM | Prod.# | Raw | Pref |
|-----------------------|--------------------------|-----|--------|-------------|------|
| MAPLE FITTINGS | | | | | |
| 7030 | Volute - LH | Ea. | | *Quick Ship | |
| 7035 | Volute - RH | Ea. | | *Quick Ship | |
| 7040 | Turn Out - LH 4-7/8" | Ea. | | *Quick Ship | |
| 7045 | Turn Out - RH 4-7/8" | Ea. | | *Quick Ship | |
| 7010 | Start Easing w/Newel Cap | Ea. | | *Quick Ship | |
| 7019 | Opening Cap | Ea. | | *Quick Ship | |
| 7020 | Tandem Cap | Ea. | | *Quick Ship | |
| 7021 | Quarterturn Cap | Ea. | | *Quick Ship | |
| 7011 | Level Quarterturn Cap | Ea. | | *Quick Ship | |
| 7012 | Up Easing | Ea. | | *Quick Ship | |

MISC. ACCESSORIES



| Mfg. # | Size | UOM | Prod.# | Raw | Core Pref |
|---|--|------|-------------|---------|-----------|
| MAPLE - ROSETTES & TREAD SCROLL BRACKET | | | | | |
| 7037 | 4" x 5-3/4" - Oval Rosettes | Ea. | ST2-1127 | \$21.72 | \$34.65 |
| 7026 | 4-1/2" - Round Rosette | Ea. | ST2-1131 | \$15.66 | \$28.59 |
| 7033 | 4-1/2"x6" - Rectangle Rosette | Ea. | ST2-7033 | \$21.72 | \$34.65 |
| 7029 | 4-1/2" - Tread Scroll Bracket | Ea. | *Quick Ship | | |
| MAPLE - PLUGS | | | | | |
| 3024 | 1/2" Tapered Plug (100/PK) | Ea. | *Quick Ship | | |
| 3025 | 1" Tapered Plug | Ea. | ST2-1126 | \$2.51 | \$3.77 |
| - - - | 3/8" BEECH Button Plug | Ea. | *Quick Ship | | |
| 3026 | 1/2" BEECH Button Plug | Ea. | *Quick Ship | | |
| 3001 | Rail Bolts 4" (Washer, Oak and Poplar Plug included) | Ea. | ST1-1125 | \$14.03 | |
| 3092 | Wrench | Ea. | *Quick Ship | | |
| FU-6287 | Mini-Lock Rail Fastener (2/Pk) | Pkg. | ST1-1136 | \$11.52 | |
| 3036 | Baluster Dowel Fast Tap | Ea. | *Quick Ship | | |
| 3033 | Baluster Dowel Runner | Ea. | *Quick Ship | | |
| 3076 | Baluster Dowel Fast Screws (50/Pk) | Pkg. | ST1-1134 | \$56.10 | |

*Quick Ship - Badger Three to Four Week Ship Program. Add One Week for Pre-finishing.

PRIMED NEWELS

See Our Wide Selection of Finish Options on Catalog Pages IM-U-2-3.



4091

| Mfg. # | Size | UOM | Prod.# | Raw | Core Pref |
|--|--------------------------|--------|--------|----------|-------------------|
| FACTORY PRIMED - Ranch w/Pedestal | | | | | |
| 4091-55 | 6-1/4" x 55" - Box Newel | 6-1/4" | Ea. | ST9-1192 | \$622.58 \$667.77 |

PRIMED BALUSTERS



5016 5015 5142 5005



5060 & 5360 100 & 200 Comes w/dowel pin.

| Mfg. # | Size | UOM | Prod.# | Raw | Core Pref |
|--|------------------|-----|----------|-------------|-----------|
| PRIMED - Colonial -- Tapered Top | | | | | |
| 5016-31 | 1-1/4" x 31" | Ea. | | *Quick Ship | |
| 5016-34 | 1-1/4" x 34" | Ea. | | *Quick Ship | |
| 5016-36 | 1-1/4" x 36" | Ea. | | *Quick Ship | |
| 5016-39 | 1-1/4" x 39" | Ea. | | *Quick Ship | |
| 5016-42 | 1-1/4" x 41" | Ea. | | *Quick Ship | |
| PRIMED - Colonial - Pin Top | | | | | |
| 5015-39 | 1-1/4" x 36" | Ea. | | *Quick Ship | |
| PRIMED - Colonial -- Square Top | | | | | |
| 5142-31 | 1-1/4" x 31" | Ea. | | *Quick Ship | |
| 5142-35 | 1-1/4" x 35" | Ea. | | *Quick Ship | |
| 5142-37.5 | 1-1/4" x 37-1/2" | Ea. | | *Quick Ship | |
| 5142-39 | 1-1/4" x 39" | Ea. | | *Quick Ship | |
| 5142-42 | 1-1/4" x 42" | Ea. | | *Quick Ship | |
| PRIMED - Hampton --Square Top | | | | | |
| 5006-31 | 1-3/4" x 31" | Ea. | | *Quick Ship | |
| 5006-36 | 1-3/4" x 36" | Ea. | | *Quick Ship | |
| 5006-42 | 1-3/4" x 41" | Ea. | | *Quick Ship | |
| PRIMED - Classic -- Square | | | | | |
| 5060-41 | 1-1/4" x 41" | Ea. | ST9-1039 | \$14.30 | \$33.59 |
| 5360-42 | 1-3/4" x 41" | Ea. | ST9-1040 | \$27.50 | \$46.79 |
| PRIMED - Craftsman - Square w/Dowel Pin | | | | | |
| 100-36 | 1-1/4" x 36" | Ea. | | *Quick Ship | |
| 100-42 | 1-1/4" x 42" | Ea. | | *Quick Ship | |
| 200-36 | 1-3/4" x 36" | Ea. | | *Quick Ship | |
| 200-42 | 1-3/4" x 42" | Ea. | | *Quick Ship | |

*Quick Ship - Badger Three to Four Week Ship Program. Add One Week for Pre-finishing.

POPLAR NEWELS

See Our Wide Selection of Finish Options on Catalog Pages IM-U-2-3.



| Mfg. # | Size | UOM | Prod.# | Raw | Core Pref |
|--------------------|-------------------------------------|--------|-------------|-------------|-------------------|
| POPLAR Colonial | | | | | |
| 4042B | 3" x 54" - Starting | Ea. | ST7-1011 | \$129.99 | \$175.19 |
| POPLAR - Ranch | | | | | |
| 963-56 | 3-1/2" x 56" - Box Newel | Ea. | ST7-1018 | \$288.98 | \$382.14 |
| 959 | Pedestal for 3-1/2" Newel | Ea. | ST7-1019 | \$94.95 | \$188.12 |
| 963(959)-56 | 3-1/2" x 56" - Box Newel w/Pedestal | Set | ST7-1018S | \$383.93 | \$477.09 |
| 960-48 | 3-1/2" x 48" - Box Newel | 4-1/2" | Ea. | *Quick Ship | |
| 961-56 | 3-1/2" x 56" - Box Newel | Ea. | *Quick Ship | | |
| 991PL | 6-1/4" x 55" - Box Newel | 6-1/4" | Ea. | ST7-1192 | \$518.06 \$611.22 |
| POPLAR - Craftsman | | | | | |
| 300-48 | 3" x 48" - S4S Newel | Ea. | ST7-1190 | \$142.46 | \$187.65 |
| 350-48 | 3-1/2" x 48" - S4S Newel | Ea. | ST7-1191 | \$213.71 | \$258.90 |
| MNP-10-56 | 3" x 56" S4S NEWEL | Ea. | ST7-1196 | \$214.62 | \$259.82 |
| NEWEL FASTENERS | | | | | |
| 3009 | POPLAR - J-Anchor - 3" | Ea. | *Quick Ship | | |

POPLAR BALUSTERS



S4S

| Mfg. # | Size | UOM | Prod.# | Raw | Core Pref |
|-------------------------------------|---------------------------|-----|-------------|---------|-----------|
| POPLAR - Craftsman -- Square | | | | | |
| 100-41 | 1-1/4" x 41" S4S Baluster | Ea. | ST7-1039 | \$11.31 | \$30.60 |
| 200-41 | 1-3/4" x 41" S4S Baluster | Ea. | ST7-1040 | \$21.38 | \$40.67 |
| 100EE-41 | 1-1/4" x 41" S4S Baluster | Ea. | *Quick Ship | | |

POPLAR MISC. ACCESSORIES



7033



7037



930

| Mfg. # | Size | UOM | Prod.# | Raw | Core Pref |
|---|-----------------------------------|-----|----------|---------|-----------|
| POPLAR - ROSETTES & TREAD SCROLL BRACKET | | | | | |
| 7037 | 4" x 5-3/4" - Oval Rosette | Ea. | ST7-1127 | \$16.43 | \$29.36 |
| 7033 | 4-1/4" x 6" - Rectangular Rosette | Ea. | ST7-7033 | \$18.15 | \$31.08 |
| POPLAR - POST CAP | | | | | |
| 930 | 3" Deco Post Cap Square | Ea. | ST7-930 | \$18.65 | \$31.58 |

*Quick Ship - Badger Three to Four Week Ship Program. Add One Week for Pre-finishing.

POPLAR RAIL

See Our Wide Selection of Finish Options on Catalog Pages IM-U-2-3.



6210



6010



6006/6450



6045/6004



6042

| Mfg. # | Size | UOM | Prod.# | Raw | Core Pref |
|---|-----------------------------------|-----|------------|----------|-----------|
| POPLAR - Traditional (No Plow) | | | | | |
| 6210-10 | 10' | Ea. | ST7-107910 | \$246.06 | \$280.26 |
| 6210-12 | 12' | Ea. | ST7-107912 | \$295.29 | \$336.33 |
| 6210-16 | 16' | Ea. | ST7-107916 | \$393.71 | \$448.43 |
| POPLAR - Traditional (Plowed) | | | | | |
| 6210P-10 | 10' (1-3/4" Plow) | Ea. | ST7-108610 | \$342.29 | \$396.14 |
| 6210P-12 | 12' (1-3/4" Plow) | Ea. | ST7-108612 | \$410.75 | \$475.37 |
| 6210P-16 | 16' (1-3/4" Plow) | Ea. | ST7-108616 | \$547.65 | \$633.81 |
| POPLAR - Traditional (No Plow) | | | | | |
| 6010-10 | 10' | Ea. | ST7-104910 | \$163.40 | \$197.60 |
| 6010-12 | 12' | Ea. | ST7-104912 | \$196.07 | \$237.11 |
| 6010-16 | 16' | Ea. | ST7-104916 | \$261.47 | \$316.19 |
| POPLAR - Traditional (Plowed) | | | | | |
| 6010P-10 | 10' (1-1/4" Plow) | Ea. | ST7-105410 | \$246.62 | \$300.47 |
| 6010P-12 | 12' (1-1/4" Plow) | Ea. | ST7-105412 | \$295.92 | \$360.54 |
| 6010P-16 | 16' (1-1/4" Plow) | Ea. | ST7-105416 | \$394.55 | \$480.71 |
| POPLAR - SHOE RAIL FOR 1-3/4" BALUSTER | | | | | |
| 6006-10 | Rail - 10' | Ea. | ST7-107210 | \$121.53 | \$155.73 |
| 6006-12 | Rail - 12' | Ea. | ST7-107212 | \$145.82 | \$186.86 |
| 6006-16 | Rail - 16' | Ea. | ST7-107216 | \$194.39 | \$249.11 |
| 6450 | Fillet for 1-3/4" (6006) Baluster | LF. | ST7-1078 | \$3.35 | \$5.31 |
| POPLAR - SHOE RAIL FOR 1-1/4" BALUSTER | | | | | |
| 6045-10 | Rail - 10' | Ea. | ST7-105910 | \$81.99 | \$116.19 |
| 6045-12 | Rail - 12' | Ea. | ST7-105912 | \$98.39 | \$139.43 |
| 6045-16 | Rail - 16' | Ea. | ST7-105916 | \$131.21 | \$185.93 |
| 6004 | Fillet for 1-1/4" (6045) Baluster | LF. | ST7-1065 | \$2.34 | \$4.31 |
| POPLAR - Plowed Handrail 1-1/4" (w/60004 Fillet) | | | | | |
| 6000P-10 | 10' | Ea. | ST7-118010 | \$266.55 | \$320.40 |
| 6000P-12 | 12' | Ea. | ST7-118012 | \$319.88 | \$384.50 |
| 6000P-16 | 16' | Ea. | ST7-118016 | \$426.50 | \$512.66 |
| POPLAR - Plowed Handrail 1-1/4" (No Fillet) | | | | | |
| 6000SR-10 | 10' | Ea. | ST7-118110 | \$89.84 | \$124.04 |
| 6000SR-12 | 12' | Ea. | ST7-118112 | \$107.81 | \$148.85 |
| 6000SR-16 | 16' | Ea. | ST7-118116 | \$143.75 | \$198.47 |
| POPLAR - Handrail 1-5/8"X2-13/16" | | | | | |
| 6002-10 | 10' | Ea. | ST7-118210 | \$199.92 | \$234.12 |
| 6002-12 | 12' | Ea. | ST7-118212 | \$239.90 | \$280.94 |
| 6002-16 | 16' | Ea. | ST7-118216 | \$319.88 | \$374.60 |
| POPLAR - Wall Rail 2-1/4" x 1-1/2" | | | | | |
| 6042-16' | 16' | Ea. | ST7-604216 | \$204.56 | \$259.28 |
| 6042-18' | 18' | Ea. | ST7-604218 | \$270.99 | \$332.55 |

POPLAR STEPS, TREADS & CAPS



8093—3½"
8095—5½"



8171 LH or RH



8198—7"

| Mfg. # | Size | UOM | Prod.# | Raw | Core Pref |
|-----------------------------------|------------------------------------|-----|-------------|---------|-----------|
| POPLAR - TREADS & CAPS | | | | | |
| 8093 | 3-1/2" Wide - Landing Tread | LF | *Quick Ship | | |
| 8095 | 5-1/2" Wide - Landing Tread | LF | ST7-8095 | \$21.87 | \$24.83 |
| 8198 | 3/4" x 7" Wall Cap | LF | *Quick Ship | | |
| 8171LH | 5-1/4" x 13-1/4" - LH Return Tread | Ea. | ST7-1147 | \$28.58 | \$48.81 |
| 8171RH | 5-1/4" x 13-1/4" - RH Return Tread | Ea. | ST7-1148 | \$28.58 | \$48.81 |
| 8176 | Poplar False Riser Cap | Ea. | ST7-1150 | \$7.82 | \$18.12 |
| 8172 | Poplar Tread Cap | Ea. | ST7-1149 | \$29.48 | \$49.71 |

*Quick Ship - Badger Three to Four Week Ship Program. Add One Week for Pre-finishing.

IRON INTERIOR STAIR PARTS

| <u>Description</u> | <u>Page</u> |
|------------------------|-------------|
| Hollow Metal Balusters | |
| Twist & Basket Series | IM-S-2 |
| Plain & Knuckle Series | IM-S-3 |
| Gothic Knuckle Series | IM-S-4 |
| Ribbon Series | IM-S-5 |
| Taos Series | IM-S-6 |
| Tuscan Series | IM-S-7 |
| Accessories | IM-S-8 |



Prices and specifications are subject to change without notice.



*Quick Ship - Badger Three to Four Week Ship Program. Add One Week for Pre-finishing.

HOLLOW TUBE IRON BALUSTERS

TWIST & BASKET SERIES

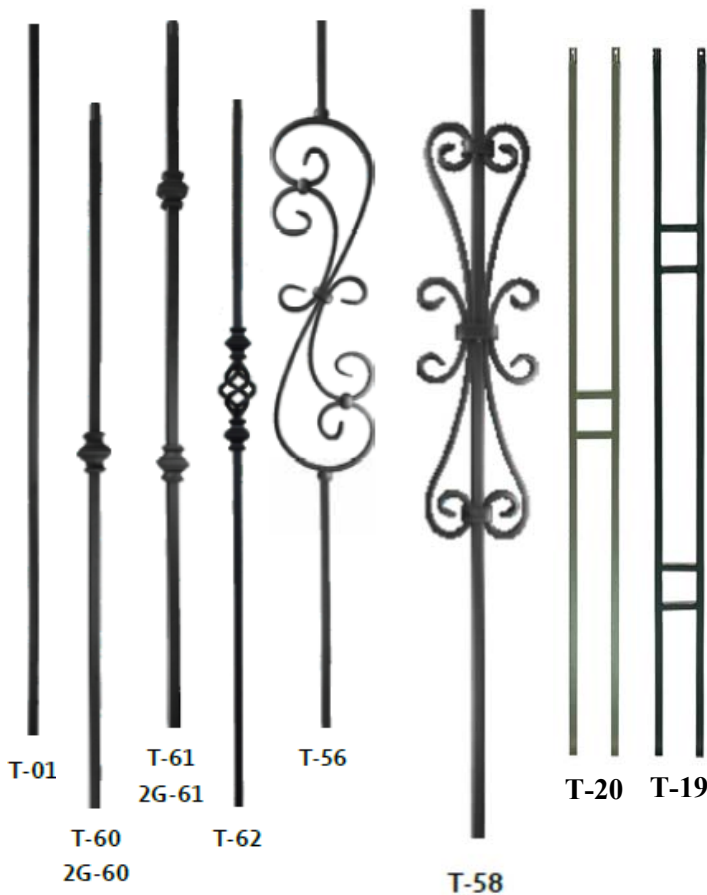


| Style No. | Description | Size | * * * Priced Per Each * * * | | | | | | | | | |
|-------------------|----------------------------|-------|--|---------|--|---------|---|--|---|--|---|---|
| | | | Satin Black  | | Rubbed Copper  | | Silver Vein  | Copper Vein  | Pewter  | Rubbed Bronze  | Antique Nickel  | Nickel  |
| T-02 | Single Twist | 12x44 | STI-SB1001 | \$11.72 | STI-RC1001 | \$13.68 | *Quick Ship | | | | | |
| T-03 | Double Twist | 12x44 | STI-SB1002 | \$12.11 | STI-RC1002 | \$14.07 | *Quick Ship | | | | | |
| T-04 | Double Twist Single Basket | 12x44 | STI-SB1003 | \$18.96 | *Quick Ship | | *Quick Ship | | | | | |
| T-05 | Single Twist Double Basket | 12x44 | STI-SB1004 | \$24.44 | *Quick Ship | | *Quick Ship | | | | | |
| T-55 | Butterfly & Leaf Scroll | 12x44 | *Quick Ship | | | | na | | | | | |
| T-56 | S Scroll | 12x44 | *Quick Ship | | | | | | | | | na |
| **T-04H | Double Twist Single Basket | 12x44 | na | | *Quick Ship | | | | | | | |
| **T-05H | Single Twist Double Basket | 12x44 | na | | *Quick Ship | | | | | | | |
| **Gothic Hammered | | | | | | | | | | | | |

*Quick Ship - Badger Three to Four Week Ship Program. Add One Week for Pre-finishing.

HOLLOW TUBE IRON BALUSTERS

PLAIN & KNUCKLE SERIES



| Style No. | Description | Size | * * * Priced Per Each * * * | | | | | | | | | |
|-----------|-------------------------------|-------|---|---------|---|---------|--|---|---|---|---|---|
| | | | Satin Black | | Rubbed Copper | | Silver Vein | Copper Vein | Pewter | Rubbed Bronze | Antique Nickel | Nickel |
| | | |  | |  | |  |  |  |  |  |  |
| T-01 | Plain | 12x44 | STI-SB1000 | \$10.55 | STI-RC1000 | \$12.33 | *Quick Ship | | | | | |
| T-60 | Knuckle Single | 12x44 | STI-SB1022 | \$17.18 | STI-RC1022 | \$19.94 | *Quick Ship | | | | | |
| T-61 | Knuckle Double | 12x44 | STI-SB1023 | \$19.29 | STI-RC1023 | \$26.55 | *Quick Ship | | | | | |
| T-19 | Double Square Craftsman Panel | 12x44 | STI-SB1019 | \$33.59 | STI-RC1019 | \$36.35 | *Quick Ship | | | | | |
| T-20 | Single Square Craftsman Panel | 12x44 | STI-SB1020 | \$28.50 | *Quick Ship | | *Quick Ship | | | | | |
| T-56 | S Scroll | 12x44 | *Quick Ship | | | | | | | | | na |
| T-58 | Heart Scroll | 12x44 | *Quick Ship | | na | | | | | | | |
| T-62 | Double Knuckle Single Basket | 12x44 | *Quick Ship | | *Quick Ship | | na | | *Quick Ship | na | | |

*Quick Ship - Badger Three to Four Week Ship Program. Add One Week for Pre-finishing.

HOLLOW TUBE IRON BALUSTERS

GOTHIC KNUCKLE SERIES




| Style No. | Description | Size | *** Priced Per Each *** | | | | | | | |
|-----------|------------------------------|-------|-------------------------|-------------|-------------|--------|---------------|---------------|----------------|--------|
| | | | Satin Black | Silver Vein | Copper Vein | Pewter | Rubbed Copper | Rubbed Bronze | Antique Nickel | Nickel |
| T-40 | Gothic Plain | 12x44 | *Quick Ship | na | | | *Quick Ship | *Quick Ship | na | |
| T-41 | Gothic Single Knuckle | 12x44 | *Quick Ship | na | | | *Quick Ship | na | *Quick Ship | na |
| T-42 | Gothic Double Knuckle | 12x44 | *Quick Ship | na | | | *Quick Ship | na | *Quick Ship | na |
| T-43 | Gothic Single Basket Knuckle | 12x44 | *Quick Ship | na | | | *Quick Ship | na | | na |

*Quick Ship - Badger Three to Four Week Ship Program. Add One Week for Pre-finishing.

HOLLOW TUBE IRON BALUSTERS

RIBBON SERIES



| Style No. | Description | Size | *** Priced Per Each *** | | | | | | | |
|-----------|-------------------------|-------|-------------------------|-------------|-------------|--------|---------------|---------------|----------------|--------|
| | | | Satin Black | Silver Vein | Copper Vein | Pewter | Rubbed Copper | Rubbed Bronze | Antique Nickel | Nickel |
| T06 | Ribbon Single | 12x44 | *Quick Ship | *Quick Ship | *Quick Ship | na | *Quick Ship | | na | |
| T07 | Ribbon Double | 12x44 | *Quick Ship | *Quick Ship | *Quick Ship | na | *Quick Ship | | na | |
| T08 | Ribbon Single Basket | 12x44 | *Quick Ship | na | | | *Quick Ship | | na | |
| T09 | Ribbon Double Basket | 12x44 | *Quick Ship | na | | | *Quick Ship | | na | |
| T10 | Ribbon Single Butterfly | 12x44 | *Quick Ship | na | | | *Quick Ship | | na | |
| T11 | Ribbon Double Butterfly | 12x44 | *Quick Ship | na | | | *Quick Ship | | na | |

*Quick Ship - Badger Three to Four Week Ship Program. Add One Week for Pre-finishing.

HOLLOW TUBE IRON BALUSTERS

TAOS SERIES




| Style No. | Description | Size | *** Priced Per Each *** | | | | | | | |
|-----------|----------------------------|-------|-------------------------|-------------|-------------|--------|---------------|---------------|----------------|--------|
| | | | Satin Black | Silver Vein | Copper Vein | Pewter | Rubbed Copper | Rubbed Bronze | Antique Nickel | Nickel |
| T-21 | Taos Flower Arrows | 12x44 | *Quick Ship | na | | | *Quick Ship | na | | |
| T-22 | Taos Split Arrows | 12x44 | *Quick Ship | na | | | *Quick Ship | na | | |
| T-23 | Taos Split Arrows w/Basket | 12x44 | *Quick Ship | na | | | *Quick Ship | na | | |

*Quick Ship - Badger Three to Four Week Ship Program. Add One Week for Pre-finishing.

HOLLOW TUBE IRON BALUSTERS

Tuscan SERIES



| Style No. | Description | Size | *** Priced Per Each *** | | | | | | | |
|-----------|----------------------------|-------|-------------------------|-------------|-------------|--------|---------------|---------------|----------------|--------|
| | | | Satin Black | Silver Vein | Copper Vein | Pewter | Rubbed Copper | Rubbed Bronze | Antique Nickel | Nickel |
| T-30 | Tuscan Plain | 12x44 | STI-SB1030 | \$16.02 | na | | *Quick Ship | *Quick Ship | na | |
| T-31 | Tuscan Plain - Single Ball | 12x44 | STI-SB1031 | \$27.57 | na | | *Quick Ship | *Quick Ship | na | |
| T-32 | Tuscan Plain - Double Ball | 12x44 | *Quick Ship | | na | | *Quick Ship | *Quick Ship | na | |
| T-36 | Tuscan S Scroll | 12x44 | *Quick Ship | | na | | *Quick Ship | *Quick Ship | na | |
| T-94 | Tuscan Double Diamond | 12x44 | *Quick Ship | | na | | *Quick Ship | *Quick Ship | na | |
| T-93 | Tuscan Single Diamond | 12x44 | *Quick Ship | | na | | *Quick Ship | *Quick Ship | na | |
| T-96 | Tuscan Double Oval | 12x44 | *Quick Ship | | na | | *Quick Ship | *Quick Ship | na | |
| T-95 | Tuscan Single Oval | 12x44 | *Quick Ship | | na | | *Quick Ship | *Quick Ship | na | |

*Quick Ship - Badger Three to Four Week Ship Program. Add One Week for Pre-finishing.

HOLLOW TUBE IRON BALUSTERS



H900
H901



H904
H905



| Style No. | Description | * * * P r i c e d P e r E a c h * * * | | | | | | | | | |
|-----------|---------------------------------|---|------------|---------------|---------|-------------|-------------|--------|---------------|----------------|--------|
| | | Satin Black | | Rubbed Copper | | Silver Vein | Copper Vein | Pewter | Rubbed Bronze | Antique Nickel | Nickel |
| SH900 | Flat Shoe | STI-SB1084 | \$3.47 | STI-RC1084 | \$4.31 | *Quick Ship | | | | | na |
| SH901 | Flat Shoe | STI-SB1054 | \$3.47 | *Quick Ship | | na | | | *Quick Ship | na | |
| SH904 | Slant Shoe | STI-SB1085 | \$3.74 | STI-RC1085 | \$4.64 | *Quick Ship | | | | | na |
| SH905 | Slant Shoe | STI-SB1055 | \$3.74 | *Quick Ship | | na | | | *Quick Ship | na | |
| BalJak | Hollow Iron Installation Device | | STI-XX1090 | | \$2.51 | | | | | | |
| E6100 | Adhesive - CLEAR 10.2 oz Tube | | STI-XX1098 | | \$40.65 | | | | | | |

Installing Hollow Tube Iron Balusters??

Introducing the BalJak



Some of the benefits from using the BalJak:

1. No shimming needed
2. No scratching of cap
3. Full bite on bottom & top
4. Great for replacement of wood to iron
5. Works on Rake and Knee Walls. Not just balcony.

*Patent Pending



*Quick Ship - Badger Three to Four Week Ship Program. Add One Week for Pre-finishing.

INTERIOR DOOR PARTS & LABOR OPTIONS

| <u>Description</u> | <u>Page</u> |
|-------------------------|-------------|
| Lites, Louvers, Grilles | IM-T-2 |
| Sidelites | IM-T-2 |
| Transoms | IM-T-2 |
| Labor Options | IM-T-3 |



Prices and specifications are subject to change without notice.



| INTERIOR DOOR ACCESSORIES & OPTIONS | | | |
|--|----------------|-------------|-------------|
| Description | Prod. # | Per Each | Installed |
| Lites with Oak Frames | | | |
| 1-3/4" Door | | | |
| 1/8" Tempered Glass | | | |
| 10" x 10" | IDP209 | \$89.04 | \$219.06 |
| 20" x 24" | IDP200 | \$207.77 | \$337.78 |
| 6" x 30" | IDP208 | \$155.00 | \$285.02 |
| 8" x 36" | IDP203 | \$184.68 | \$314.70 |
| 22" x 36" | IDP202 | \$300.11 | \$430.13 |
| 22" x 64" | IDP201 | \$346.28 | \$476.30 |
| Insulated Glass | | | |
| 22" x 64" | IDP231 | *Quick Ship | |
| 1-3/8" Door | | | |
| 1/8" Tempered Glass | | | |
| 5" x 10" | IDP214 | *Quick Ship | |
| 10" x 10" | IDP213 | *Quick Ship | |
| 20" x 24" | IDP210 | \$191.28 | \$321.30 |
| 22" x 36" | IDP212 | \$247.34 | \$377.36 |
| 22" x 64" | IDP211 | \$352.88 | \$482.89 |
| Description | Prod. # | Per Each | |
| Lite Cut Out Charge Only (1 Door) | IDLLITE | \$78.13 | |
| CUT & INSTALL DOOR LITE (1 Door) | | | |
| Up to 20" x 36" Lite | IDLLT-IN1 | \$130.02 | |
| 20" x 36" Lite | IDLLT-IN2 | \$130.02 | |
| 22" x 64" Lite | IDLLT-IN3 | \$130.02 | |
| Oak Grilles - Removable | | | |
| 20" x 64" | 15L | IDP221 | *Quick Ship |
| 22" x 64" | 15L | IDP220 | *Quick Ship |
| Description | Prod. # | Per Each | Installed |
| Louvers / Vents | | | |
| 1-3/4" Door | Prod. # | Per Each | Installed |
| 20" x 8" | IDP205 | *Quick Ship | |
| 24" x 12" | IDP206 | \$244.04 | \$326.10 |
| 1-3/8" Door | | | |
| 20" x 8" | IDP215 | *Quick Ship | |
| 24" x 12" | IDP216 | *Quick Ship | |
| Vent Cut Out Charge Only (1 Door) | IDLVENT | \$82.05 | |
| Sidelites (Single 12" or 14" with Jambs up to 6-9/16") | | | |
| With Clear 1/4" Safety Glass | CALL FOR QUOTE | | |
| Transoms (With Jambs up to 6-9/16") | | | |
| Rectangular & Arched Transoms | CALL FOR QUOTE | | |

*Quick Ship - Badger Three to Four Week Ship Program. Add One Week for Pre-finishing.

| LABOR OPTIONS | | |
|---|-------------|----------|
| <p><i>Important Note: A door's construction limits how much a door can be cut down in size (height or width) without weakening the structure of the door. Badger recommends custom sized doors be special ordered. All manufacturer's warranties are void if doors are cut down to size at Badger.</i></p> | | |
| Description | Prod. # | Per Each |
| Cut Door Size for FLUSH DOORS ONLY | | |
| Cut door down in: Height | IDLDR CUT | \$84.09 |
| Cut door down in: Width | IDLDR CUTW | \$110.65 |
| Cut Door Size for STILE & RAIL and MOLDED PANEL doors. | | |
| Cut door down in: Height (*Maximum cut down in height on a Koch door is 3") | IDLDR CUT | \$84.09 |
| Cut door down in: Width | IDLDR CUTW | \$110.65 |
| Barn Door Bottom Guide Slot | IDBRNDRSL | \$70.49 |
| Bore Options | | |
| Bore Ony | IDLBORE | \$43.40 |
| Bore for 2-1/8" Bypass Door | IDLBORE-BP | \$43.40 |
| Bore for Pocket Door | IDLPKTBORE | \$43.40 |
| Mortise & Bore | | |
| Residential --- Hinges & Lock | IDLMORTISE | \$45.77 |
| Commercial --- For Flush Bolts | IDLMORT-FB | \$91.12 |
| Edge Prep Slab for Hinges & Lock | IDLMORT-EP | \$5.20 |
| Mortise Only | | |
| For 3 Hinges Only | IDLHINGE | \$38.75 |
| For 4 Hinges Only | IDLHINGE-4 | \$36.14 |
| For Electronic Card | IDLMORT-EC | \$108.47 |
| Prehang Door (Includes bore, mortise and install in frame) | | |
| Solid Core, Panel, or Lited Doors | IDLPRHG | \$62.09 |
| Hollow Core Flush | IDLPRHG-1 | \$46.00 |
| BiFolds | IDLPRHG-BF | \$99.80 |
| Miscellaneous | | |
| Install 2 Magnetic Catches in Double Doors | IDLDD004 | \$36.49 |
| Prep Slab for Ball Catch (Ball catch not included) | IDLDD005 | \$21.70 |
| Deadbolt or extra bore | IDLDBBORE | \$35.55 |
| Drill hole for peep site | IDLPEEP | \$13.26 |
| Install Kick Plate | IDLKICK | \$44.28 |
| Install Bypass Finger Cup Pulls | IDLBP001 | \$11.04 |
| Thru Bolt Holes | IDLTHRUBOLT | \$22.79 |
| 1-1/2" Door Edge Prep (Floor Spring Pivot) | IDLFSPIV | \$281.96 |

*Quick Ship - Badger Three to Four Week Ship Program. Add One Week for Pre-finishing.

THIS PAGE LEFT BLANK.

*Quick Ship - Badger Three to Four Week Ship Program. Add One Week for Pre-finishing.

FINISH OPTIONS

INTERIOR & EXTERIOR

| Description | Page |
|---------------------------------|------------|
| Interior Millwork Color Options | IM-U-2-4 |
| Door Slabs | IM-U-5 |
| Raw Door Prep Charges | IM-U-5 |
| Moulding | IM-U-6 |
| Specialty Products | IM-U-6 |
| Stair Parts | IM-U-6 |
| Clad Garage Door Frame | IM-U-7 |
| Fireplace Mantels | IM-U-7 |
| Garage Doors (Metal Only) | IM-U-7 |
| Lite Kits | IM-U-7 |
| Plywood | IM-U-7 |
| S4S Boards | IM-U-7 |
| Columns & Posts | IM-U-8 |
| Customer Supplied Material | IM-U-8 |
| Wheeling Steel Sheets | IM-U-8 |
| XO Board | IM-U-8 |
| Exterior Color Options | IM-U-9 |
| Windows & Patio Doors | IM-U-10-12 |

Prices and specifications are subject to change without notice.



WOOD SPECIES COLOR RECOMMENDATIONS

As a leading supplier in quality custom interior millwork, the information below is a recommendation only.

As professionals in our field, we are obligated to inform our customers if they are ordering stained or painted millwork, that may have a better quality finish in another species of wood that is comparable to the species they are inquiring about.

| | | MAPLE | HICKORY | KNOTTY ALDER | KNOTTY PINE | OAK | POPLAR | BIRCH | PINE | LAUAN | PRIMED |
|--|---------------|-----------------------|-----------------------|-------------------|-----------------------|----------------------|---------------------------|--------------|----------------|--------------------|--------|
| | | fine, uniform texture | varying lt & dk grain | fine grain, knots | moderate grain, knots | open grain cathedral | tight, close grain | close grain | moderate grain | loose grain | |
| | | best w clear finish | stains well, hard | best w clear | best w clear, soft | stains well, hard | best w paint, dark stains | best w clear | best w clear | best w dark stains | |
| | CLEAR | | | | | | | | | | |
| | SNOW | | | | | | | | | | |
| | GOLD | | | | | | | | | | |
| | HAZELNUT | | | | | | | | | | |
| | BUTTER-SCOTCH | | | | | | | | | | |
| | NADIA | | | | | | | | | | |
| | SMOKY NUT | | | | | | | | | | |
| | RUE | | | | | | | | | | |
| | ROASTED BROWN | | | | | | | | | | |
| | DIESEL | | | | | | | | | | |
| | CHOCOLATE | | | | | | | | | | |
| | TARO | | | | | | | | | | |
| | PAINT | | | | | | | | | | |

Customer acknowledges and agrees that they have reviewed and understand that Badger Corrugating Company recommends the above stock colors on specific wood species. Customer acknowledges that if they request a stock color on a non-recommended species of wood Badger Corrugating Company is not responsible for the color quality of their product. Badger Corrugating Company's goal is to not only meet our customer needs, but to ensure that they are getting the quality outcome in the color of their interior millwork product.

CORE MILLWORK COLORS



CORE STAIN COLORS

colors shown on Oak



Clear



Snow



Gold



Hazelnut



Butterscotch



Nadia



Smoky Nut



Rue



Roasted Brown



Diesel



Chocolate



Taro

CORE PAINT COLORS



Extra



Pure



Badger White



Bound



Derson



Bent



Ala



Rushed



Isty



Tin



Putty



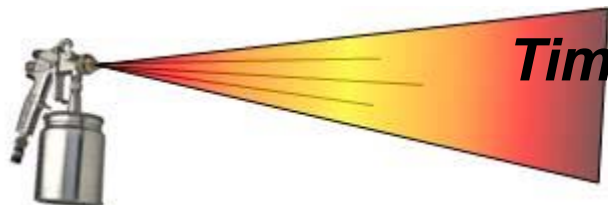
Greystone

See your Territory Manager for color rings.

Due to printing limitations, actual colors may vary slightly from those shown.
Please refer to a color ring for accurate colors. Final product may vary slightly.



608.788.0100 • badgerlax.com



Timeless Finishes by Badger

We'll Finish It... Start to Finish, every aspect is performed "In-House" at Badger. With unlimited matching capabilities and finishing options, we can offer paint, glazing, stain glazing, artisan finishing and distressing. Perfect for remodel, fire restoration and general restoration projects. From windows, shutters, clad frames, aluminum siding and storm doors to steel sheets, XO board, soffit & fascia, virtually anything is possible.

INTERIOR MILLWORK FINISH OPTIONS

**See Badger Color Brochure or Dealer Wall Sample
Board for Core & Standard Colors.**

*** * Ask for a Wood Sample on your Species * ***

| Gallon | Quart | Pint | Gallon | Quart | Pint |
|------------------------------|---------------|-----------|----------------------------------|-----------|-----------|
| Core & Standard Stain Colors | | | Non-Standard/Custom Stain Colors | | |
| IDST100GL | IDST100QT | IDST100PT | IDST199GL | IDST199QT | IDST199PT |
| \$88.19 | \$41.40 | \$30.55 | \$154.48 | \$73.64 | \$56.04 |
| BADGER CORE COLORS | | | | | |
| STAIN | | | | | |
| Butterscotch | Clear | Diesel | Gold | Chocolate | Hazelnut |
| Nadia | Roasted Brown | Rue | Smoky Nut | Snow | Taro |
| PAINT | | | | | |
| Ala | Badger White | Bent | Bound | Derson | Extra |
| Isty | Pure | Putty | Rushed | Tin | |
| Gallon | Quart | Pint | Gallon | Quart | Pint |
| Core & Standard Paint Colors | | | Non-Standard/Custom Stain Colors | | |
| IDPT100GL | IDPT100QT | IDPT100PT | IDPT199GL | IDPT199QT | IDPT199PT |
| \$88.19 | \$41.40 | \$30.55 | \$154.48 | \$73.64 | \$56.04 |

FINISH OPTIONS

PREFINISHING CHARGES

RAW DOOR PREP CHARGES (Slabs Only)

Sand

| Door Slabs | Product # | Price | UOM |
|----------------------|-----------|----------|-----|
| Flush Doors | IDLRD001 | \$31.25 | Ea. |
| Panel or Lited Doors | IDLRD002 | \$40.19 | Ea. |
| Louver Doors | IDLRD003 | \$67.01 | Ea. |
| 2-Door Bifolds | Product # | Price | UOM |
| Flush & Panel Doors | IDLRD004 | \$44.70 | Ea. |
| Louver Doors | IDLRD005 | \$80.46 | Ea. |
| 4-Door Bifolds | Product # | Price | UOM |
| Flush & Panel Doors | IDLRD006 | \$89.40 | Ea. |
| Louver Doors | IDLRD007 | \$160.89 | Ea. |

PREFINISHING UPCHARGES

All prefinished orders will be processed on a per order basis. (Allow 12 working days for delivery.)

GLAZING / DISTRESSING (20 working days required for delivery)

A premium process enhancing color tones and wood's natural characteristics.

GLAZING

| Description | Stain | Price | Paint | Price | UOM |
|--|------------|---------------|-------------|----------|--------|
| DOORS: Slab, Prehung, 2-Dr & 4-Dr Bifolds | IDPF201 | \$605.75 | IDPNT200 | \$774.36 | / Door |
| TRIM | IDPF201-LF | \$5.63 | IDPNT200-LF | \$5.63 | / LF |
| STAIR PARTS | | 100% UPCHARGE | | | |

DISTRESSING

| | | | | | |
|--|------------|---------------|-------------|----------|--------|
| DOORS: Slab, Prehung, 2-Dr & 4-Dr Bifolds | IDPF202 | \$605.75 | IDPNT204 | \$774.36 | / Door |
| TRIM | IDPF202-LF | \$5.63 | IDPNT204-LF | \$5.63 | / LF |
| STAIR PARTS | | 100% UPCHARGE | | | |

Add above up-charges to the Standard Prefinish prices listed below.

NON-STANDARD PREFINISHING UPCHARGES

For dark colors (heavily pigmented) requiring a dye stain base with pigmented overlays and tinted top coat or Black paint.

| Description | Finish | Product # | Price | UOM |
|--|------------|-----------|-------------|-----------------|
| DOORS: Slab, Prehung, 2-Dr & 4-Dr Bifolds | IDPF203 | \$267.54 | IDPNT205 | \$267.54 / Door |
| TRIM | IDPF203-LF | \$2.31 | IDPNT205-LF | \$2.31 / LF |

Add above up-charges to the Standard Prefinish prices listed below.

----- Allow an additional 8 days for delivery (20 working days). -----

FOR CUSTOM COLOR PRICING, ADD 15% TO THE CORE COLOR PRICING BELOW

| DOORS (Slabs Only) | Core Stain | Core Paint | Price | UOM |
|--|------------|------------|----------|-----|
| Hollow Core Flush, Primed Hardboard, MDF | IDPF001 | IDPNT001 | \$76.31 | Ea. |
| Solid Core Flush | IDPF002 | IDPNT002 | \$107.96 | Ea. |
| Lited Doors | IDPF007 | IDPNT007 | \$159.11 | Ea. |
| Panel Doors | IDPF008 | IDPNT008 | \$127.44 | Ea. |
| Solid Core (OEB) | IDPF008 | IDPNT008 | \$127.44 | Ea. |
| 2-Dr Hollow Core, Primed Hardboard, MDF Bifold | IDPF003 | IDPNT003 | \$81.17 | Ea. |
| 2-Dr. Solid Core Bifold | IDPF005 | IDPNT005 | \$107.96 | Ea. |
| 2-Dr. Panel Bifold | IDPF005 | IDPNT005 | \$107.96 | Ea. |
| 2-Dr. Louvered Bifold | IDPF009 | IDPNT009 | \$198.08 | Ea. |
| 4-Dr Hollow Core, Primed Hardboard, MDF Bifold | IDPF004 | IDPNT004 | \$159.11 | Ea. |
| 4-Dr. Solid Core Bifold | IDPF006 | IDPNT006 | \$212.69 | Ea. |
| 4-Dr. Panel Bifold | IDPF006 | IDPNT006 | \$212.69 | Ea. |
| 4-Dr. Louvered Bifold | IDPF010 | IDPNT010 | \$392.93 | Ea. |

FINISH OPTIONS

PREFINISHING CHARGES

| MOULDING | Core Stain | Core Paint | Price | UOM |
|---|------------|------------|----------|-----|
| Base - Up to 5-1/2" | IMPF010 | IMPT010 | \$0.84 | Ft. |
| Base - Over 5-1/2" | IMPF050 | IMPT050 | \$1.26 | Ft. |
| Casing - Up to 3-1/2" | IMPF001 | IMPT001 | \$0.80 | Ft. |
| Stop | IMPF012 | IMPT012 | \$1.17 | Ft. |
| Apron | IDPF033 | | \$1.22 | Ft. |
| Quarter Round | IMPF021 | IMPT021 | \$1.17 | Ft. |
| Outside Corner | IMPF019 | IMPT019 | \$1.17 | Ft. |
| Hook Strip (Any size) | IDPF036 | | \$1.22 | Ft. |
| Bead Board (3' Pc.) | IMPF031 | IMPT031 | \$10.86 | Pc. |
| Astragal (7' Pc.) | IMPF032 | IMPT032 | \$14.43 | Pc. |
| Corner Block | IMPF036 | IMPT036 | \$12.27 | Pc. |
| Plynth Block | IMPF037 | IMPT037 | \$12.27 | Pc. |
| Crown Moulding | IMPF022 | IMPT022 | \$1.97 | Ft. |
| Base Shoe | IMPF017 | IMPT017 | \$1.17 | Ft. |
| Cove | IMPF024 | IMPT024 | \$1.17 | Ft. |
| Corner Guards (Lg & Sm) | IMPF045 | IMPT045 | \$1.17 | Ft. |
| Mull Casing | IMPF026 | IMPT026 | \$1.17 | Ft. |
| Panel Mould/Chair Mould | IMPF030 | IMPT030 | \$1.17 | Ft. |
| Screen Mould | IMPF044 | | \$1.17 | Ft. |
| Lattice | IMPF043 | IMPT043 | \$1.17 | Ft. |
| Door Toppers (1/0-3/0) | IMPF071 | IMPT071 | \$48.62 | Ft. |
| Door Toppers (4/0-6/0) | IMPF072 | IMPT072 | \$97.28 | Ft. |
| STAIR PARTS | Core Stain | Core Paint | Price | UOM |
| Newel Post | STPF004 | STPT004 | \$45.20 | Pc. |
| Box Newel Post | STPF027 | STPT027 | \$93.17 | Pc. |
| Baluster | STPF006 | STPT006 | \$19.29 | Pc. |
| Volute | STPF016 | STPT016 | \$54.95 | Pc. |
| Fittings | STPF017 | STPT017 | \$54.95 | Pc. |
| Skirt Boards | IMPF059 | | \$3.42 | Ft. |
| Hand Rail | STPF011 | STPT011 | \$3.42 | Ft. |
| Round Hand Rail | IMPF029 | | \$3.42 | Ft. |
| Closet Pole | IMPF047 | | \$2.49 | Ft. |
| Fillet | STPF015 | STPT015 | \$1.97 | Ft. |
| SPECIALTY PRODUCTS | Core Stain | Core Paint | Price | UOM |
| Rosettes | STPF018 | STPT018 | \$12.93 | Pc. |
| Crown Blocks | IDPF060 | | \$12.51 | Pc. |
| Base Blocks, RC2 Inside/Outside Corners | IDPF061 | | \$12.27 | Pc. |
| Stair Treads 11-1/4" ---- 48", 60", 72" | IDPF062 | | \$16.91 | Ft. |
| Starting Steps --- 48", 60", 72" | STPF020 | STPT020 | \$173.16 | Pc. |
| Landing Tread 3-1/2" | STPF022 | STPT022 | \$3.00 | Ft. |
| Landing Tread 5-1/4" | STPF023 | STPT023 | \$2.96 | Ft. |
| Return Tread 11-1/2" & 6" | STPF026 | STPT026 | \$20.24 | Pc. |
| False Riser 6" | IDPF067 | | \$10.31 | Pc. |
| Tread Mold | STPF030 | STPT030 | \$1.26 | Ft. |
| Door Jambs | JBPF001 | JBPT001 | \$1.41 | Ft. |
| Lite Kits | IDPF081 | IDPNT081 | \$45.29 | Ft. |

FINISH OPTIONS

PREFINISHING CHARGES

S4S BOARDS

Pricing for S4S items include 1 face and 2 edges. Prices are per foot for finishing and painting ONLY.

| Finish 3 Sides (1 face and 2 edges) | Core Stain | Core Paint | Price | UOM |
|-------------------------------------|------------|------------|---------|-----|
| 1 x 4 | IDPF050 | IDPNT050 | \$4.31 | Ft. |
| 1 x 6 | IDPF052 | IDPNT052 | \$4.31 | Ft. |
| 1 x 8 | IDPF054 | IDPNT054 | \$4.31 | Ft. |
| 1 x 10 | IDPF056 | IDPNT056 | \$5.01 | Ft. |
| 1 x 12 | IDPF058 | IDPNT058 | \$5.01 | Ft. |
| Finish 4 Sides | Core Stain | Core Paint | Price | UOM |
| 1 x 4 | IDPF051 | IDPNT051 | \$8.63 | Ft. |
| 1 x 6 | IDPF053 | IDPNT053 | \$8.63 | Ft. |
| 1 x 8 | IDPF055 | IDPNT055 | \$8.63 | Ft. |
| 1 x 10 | IDPF057 | IDPNT057 | \$10.02 | Ft. |
| 1 x 12 | IDPF059 | IDPNT059 | \$10.02 | Ft. |

| PLYWOOD | Prod.# | Price | UOM |
|----------------------|---------|----------|-----|
| 4' X 8' 2 Sides | IDPF085 | \$266.33 | Pc. |
| 4' X 8' 1 Side | IDPF086 | \$166.47 | Pc. |

| FIREPLACE MANTELS | Core Stain | Core Paint | Price | UOM |
|--------------------------------|------------|------------|----------|------|
| Mantel Cap | FPPF001 | FPPF003 | \$207.02 | Each |
| Full Surround | FPPF002 | FPPF004 | \$511.98 | Each |
| Optiflame Full Surround Mantel | FPPF010 | | \$511.98 | Each |

GARAGE DOORS

| | | | |
|---|---------|--|------------|
| Exterior Standard Colors | | | |
| Up to Sizes 9' x 8' | GDPT001 | | \$1,567.15 |
| 10' x 8' or larger (Includes 16' Doors) | GDPT002 | | \$1,976.37 |
| Custom Colors Set-Up Charge | | | |
| 1 Color per Door | GDPT010 | | \$121.79 |
| 2+ Colors per Door | GDPT011 | | \$162.37 |

***** NOTE: All Custom Colors Require Signed Approval Sheet *****

CLAD GARAGE DOOR FRAME

| | | |
|----------|--------|----------|
| 9' x 8' | GDL031 | \$362.49 |
| 16' x 8' | GDL030 | \$463.97 |

COMPOSITE COLUMNS & POSTS

| | | | |
|--------------------------------------|-----------|------------|------------|
| Up to 10' tall (Includes cap & base) | CLMNPF001 | \$659.55 | Per Column |
| 10' to 16' (Includes cap & base) | CLMNPF002 | \$1,064.67 | Per Column |

Base & Cap Set

| XO BOARD | XO BOARD | XO BOARD | XO BOARD |
|---------------------------|----------|----------|----------|
| 3-1/2" XO Board or Corner | PFXO-01 | \$3.51 | Per LF |
| 5-1/4" XO Board or Corner | PFXO-02 | \$4.12 | Per LF |
| 7-1/4" XO Board | PFXO-03 | \$5.01 | Per LF |
| 9-1/4" XO Board | PFXO-04 | \$5.99 | Per LF |
| 11-1/4" XO Board | PFXO-05 | \$7.21 | Per LF |

FINISH OPTIONS

PREFINISHING CHARGES - CUSTOMER SUPPLIED MATERIAL

Customer supplied material, prefinished at Badger, will be billed at a **60% upcharge** to the listed prices, **plus handling and freight charges** if picked up by a Badger truck or for job site deliveries. (See details below.)

PREFINISHING CHARGES:

All prefinished orders will be processed on a per order basis.
(Allow 15 working days for delivery.)

!!! IMPORTANT: The color approval sheet must be signed and received at Badger's millwork office before product goes into production/finishing.

GLAZING / ARTISAN COLORS: (20 working days required for delivery)

DARK COLORS (heavily pigmented):

require a dye stain base with pigmented overlays and tinted top coat.
Allow an additional **8** days for delivery (20 working days).

Standard Handling Charge: A standard handling charge of **\$277.27** (IDLHC-IB) will be added to the order. This covers the time & labor to unload, un-package and sort the material before pre-finishing preparations can begin.

Delivery to Badger: Prices are based on material being delivered to Badger by the customer. A fee will be charged if material is to be picked up by a Badger truck. This upcharge will vary based on product and quantities being returned.
Call our Millwork office for quote. **(1-877-234-9756)**

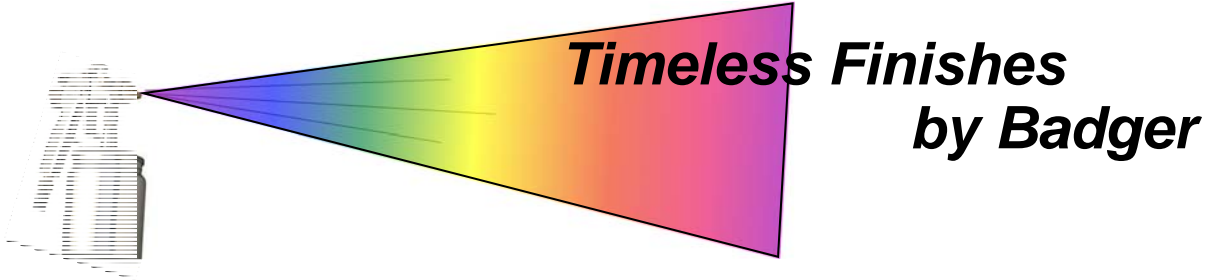
Packaging Conditions:

To prevent damage in transit, material should be prepared as follows:

- > Doors should be diaper wrapped and in cardboard with top, bottom & corners protected.
- > Interior Molding should be packaged face to face & shrink wrapped
- > Wood Stair parts must be wrapped in cardboard & shrink wrapped if original shipping carton is not available.
- > Fluids: Must have original label and to prevent spillage liquid containers must be sealed tight with can clips.

Return Delivery Charge:

Additional freight charges may apply for job site deliveries.



We'll Finish It... Exterior or Interior... Start to Finish, every aspect is performed "In-House" at Badger Corrugating. With unlimited matching capabilities and finishing options, we can offer paint glazing, stain glazing, artisan finishing and distressing. Perfect for remodel, fire restoration and general restoration projects. From windows, shutters, clad frames, aluminum siding and storm doors to steel sheets, XO board, soffit & fascia, virtually anything is possible.

Badger Corrugating offers a prefinishing option for Steel and Fiberglass doors and sidelites. All stock and special order doors and sidelites may be ordered prefinished. They will be spray painted or stained in our professional finishing booth, and then may be installed in a wood or clad jamb.

Badger's finish combines polyester resins for toughness, and acrylic resins for long-term weathering and film flexibility.











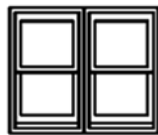

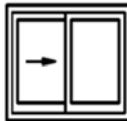
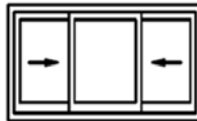



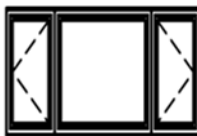
When placing an order for prefinished doors and sidelites, allow an additional two (2) week lead time. Custom colors may take one (1) week longer.
No up-charge for custom colors (stain or paint).

| Exterior Colors | |
|--|---|
| See our Color Rings for a Wide Selection of Colors | |
| Stain | Paint |
| Hand-rubbed Artist Oils 3-Year Limited Warranty | 10-Year Limited Paint Performance Warrant- For either Steel Or Fiberglass doors. |

Please Note: Wood frames and brickmold do NOT have any finish warranty for either paint or stain.




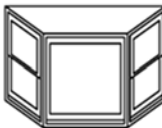
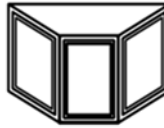
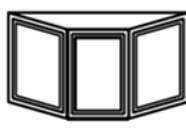






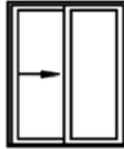

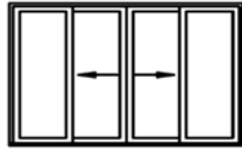


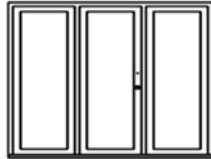
FINISH OPTIONS

PREFINISHING CHARGES - WINDOWS & PATIO DOORS

| | | | | | | |
|-------------|---|---|---|---|---|-----------|
| AWNING |  |  |  |  |  | |
| | Prod #: | PFWIN01-1 | PFWIN01-2 | PFWIN01-3 | PFWIN01-4 | PFWIN01-5 |
| | Unit Price: | \$460.56 | \$921.12 | \$460.56 | \$921.12 | \$460.56 |
| | | | | | | |
| CASEMENT |  |  |  |  | | |
| | Prod #: | PFWIN02-1 | PFWIN02-2 | PFWIN02-3 | PFWIN02-4 | |
| | Unit Price: | \$460.56 | \$921.12 | \$1,381.68 | \$1,842.24 | |
| | | | | | | |
| DOUBLE HUNG |  |  |  | | | |
| | Prod #: | PFWIN03-1 | PFWIN03-2 | PFWIN03-3 | | |
| | Unit Price: | \$460.56 | \$921.12 | \$1,381.68 | | |
| | | | | | | |
| SLIDER |  | |  | | | |
| | Prod #: | PFWIN04-1 | | PFWIN04-2 | | |
| | Unit Price: | \$460.56 | | \$921.12 | | |
| | | | | | | |
| PICTURE |  |  |  | |  | |
| | Prod #: | PFWIN05-1 | PFWIN05-2 | PFWIN05-3 | PFWIN05-4 | |
| | Unit Price: | | 2 Unit (1 Pic + 1 Awn) | 3 Unit (1 Pic + 2 DH) | 3 Unit (1 Pic + 2 Csmt) | |
| | Unit Price: | \$460.56 | \$460.56 | \$1,381.68 | \$1,381.68 | |

FINISH OPTIONS

PREFINISHING CHARGES - WINDOWS & PATIO DOORS

| | | | | | | | | | | | | |
|--|---|---|---|--|--|---|---|---|---|---------------|-----------|--|
| ARCHED | |  | |  | |  | | | | | | |
| | | ----- 1 Unit ----- | | 2 Unit | | 3 Unit | | | | | | |
| Prod #: | | PFWIN06-1 | | PFWIN06-2 | | PFWIN06-3 | | | | | | |
| Unit Price: | | \$460.56 | | \$921.12 | | \$1,381.68 | | | | | | |
| | | | | | | | | | | | | |
| BAY |  | |  | | BOW |  | |  | | | | |
| | 3 Unit Bay (1 Pic+2DH) | | 3 Unit Bay | | | 3 Unit Bow | | 4 Unit Bow | | | | |
| Prod #: | | PFWIN07-1 | | PFWIN07-2 | | Prod #: | | PFWIN08-1 | | PFWIN08-2 | | |
| Unit Price: | | \$1,381.68 | | \$1,381.68 | | Unit Price: | | \$1,381.68 | | \$1,842.24 | | |
| HEAD & SEAT BOARD (Not included in above pricing) | | | | | | | | | | | | |
| PFWIN07-HS | | Add: | \$412.67 | to unit price | | PFWIN07-HS | | Add: | \$412.67 | to unit price | | |
| | | | | | | | | | | | | |
| GEOMETRIC |  | |  | |  | |  | |  | | | |
| | With NO Grilles | | Half Round | | Quarter Round | | Octagon | | Elliptical (Oval) | | Circle | |
| | Prod. #: | | PFWIN09-1 | | PFWIN09-2 | | PFWIN09-3 | | PFWIN09-4 | | PFWIN09-5 | |
| | Unit Price: | | \$460.56 | | \$460.56 | | \$460.56 | | \$460.56 | | \$460.56 | |
| Windows With Wood Internal Grilles: (External Grilles by Quote Only) | | | | | | | | | | | | |
| Prod. #: | | PFWIN10-1 | | PFWIN10-2 | | PFWIN10-3 | | PFWIN10-4 | | PFWIN10-5 | | |
| Unit Price: | | \$651.26 | | \$651.26 | | \$651.26 | | \$651.26 | | \$651.26 | | |
| | | | | | | | | | | | | |
| SLIDING PATIO DOOR | | |  | |  | |  | | | | | |
| | | | Prod #: | | PFWIN11-1 | | PFWIN11-2 | | PFWIN11-3 | | | |
| | | | Unit Price: | | \$1,237.13 | | \$1,855.70 | | \$2,474.25 | | | |
| | | | | | | | | | | | | |
| SWINGING PATIO DOOR | | |  | |  | |  | | | | | |
| | | | Prod #: | | PFWIN12-1 | | PFWIN12-2 | | PFWIN12-3 | | | |
| | | | Unit Price: | | \$618.57 | | \$1,237.13 | | \$1,855.70 | | | |

FINISH OPTIONS

PREFINISHING CHARGES - WINDOWS & PATIO DOORS

| WINDOW EXTENSION JAMB FINISHING (Paint or Stain) | Prod. # | Price | UOM |
|---|----------------|----------------------|------------|
| Andersen Window Ext. Jambs | PFWIN021 | \$3.56 | LF |
| Extension Jambs NOT Applied (Up to 6') | PFWIN022 | \$4.67 | LF |
| Vinyl Windows w/Fac. Applied Ext. Jambs | PFWIN023 | \$7.65 | LF |
| MISCELLANEOUS | Prod. # | Price | UOM |
| Single Unit (Interior Side) | PFWIN015 | \$206.33 | Unit |
| Replacement Unit Kits (2 Units) Interior Side | PFWIN016 | \$412.67 | Unit |
| Wood Barn Unit (Both Sides - 1 Color) | PFWIN017 | \$352.49 | Unit |
| Wood Barn Unit (One Side - 1 Color) | PFWIN018 | \$176.24 | Unit |
| Aluminum Sliders (Cornbelt) | PFWIN019 | \$515.82 | Unit |
| Custom Projects | PFWIN020 | Call for Price Quote | |
| Circular Trim for Arches (Circle Tops, Eyebrows, Elip. Etc) | PFWIN024 | \$88.43 | Each |

INTERIOR MILLWORK HARDWARE

| Description | Page |
|------------------------------|-------------|
| Bifold Track & Hdwe | IM-V-2-3 |
| Bypass Track & Hdwe | IM-V-4 |
| Pocket Door Frames & Access. | IM-V-5 |
| Hinges | IM-V-6-8 |
| Barn Door Track | IM-V-8 |
| Builders Hardware | IM-V-9-14 |
| Shelf & Rod Supports | IM-V-14 |
| Door Closures | IM-V-15 |
| Locksets | IM-V-16-26 |



Prices and specifications are subject to change without notice.

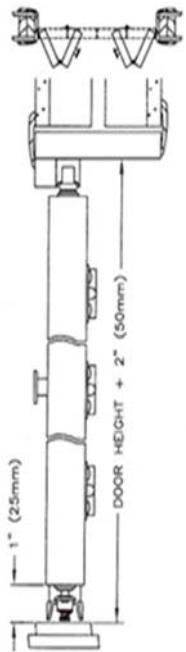


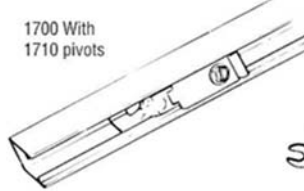








L.E. JOHNSON HARDWARE

Bifold Door Track, Hardware & Accessories

#1700 TOP MOUNTED BIFOLD DOOR TRACK & HARDWARE

- - - Standard on all Panel Doors - - -

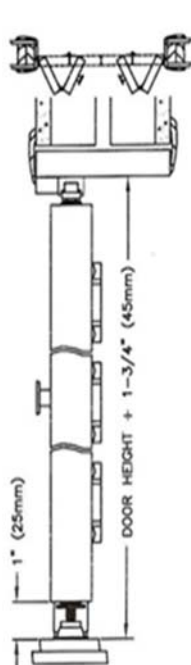









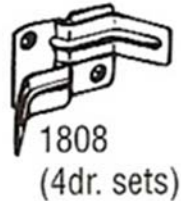










| Door Size | Mfg.# | Track & Hdwe | | Track Only (w/pivot) | | Hdwe Pkg Only | |
|------------|----------|--------------|---------|----------------------|----------|----------------|----------|
| | | Prod.# | Per Set | Prod.# | Per Each | Prod.# | Per Each |
| 2/0 (2-Dr) | 1700243H | IDP130 | \$22.91 | IDP130-T | \$9.92 | For 2-Dr Units | |
| 2/6 (2-Dr) | 1700263H | IDP131 | \$24.21 | IDP131-T | \$11.22 | IDP130-H | \$12.99 |
| 3/0 (2-Dr) | 1700303H | IDP132 | \$25.50 | IDP132-T | \$12.51 | For 4-Dr Units | |
| 4/0 (4-Dr) | 1700486H | IDP133 | \$42.87 | IDP133-T | \$19.37 | IDP133-H | \$23.51 |
| 5/0 (4-Dr) | 1700506H | IDP134 | \$45.53 | IDP134-T | \$22.02 | | |
| 6/0 (4-Dr) | 1700606H | IDP135 | \$48.21 | IDP135-T | \$24.71 | | |

#1825 FLOOR MOUNTED BIFOLD DOOR TRACK & HARDWARE (Standard)

- - Standard on all Hollow Core Doors. Series #1700 may be substituted upon request. - -



| Door Size | Mfg.# | Track & Hdwe | | Track Only | | Hdwe Pkg Only | |
|------------|----------|--------------|---------|-------------|----------|----------------|----------|
| | | Prod.# | Per Set | Prod.# | Per Each | Prod.# | Per Each |
| 2/0 (2-Dr) | 1838243H | IDP150 | \$18.26 | IDP150-T | \$8.31 | For 2-Dr Units | |
| 2/6 (2-Dr) | 1838303H | IDP151 | \$18.98 | IDP151-T | \$9.03 | IDP150-H | \$9.95 |
| 3/0 (2-Dr) | 1838363H | IDP152 | \$19.95 | IDP152-T | \$10.01 | For 4-Dr Units | |
| 4/0 (4-Dr) | 1838486H | IDP153 | \$35.66 | IDP153-T | \$16.32 | IDP153-H | \$19.34 |
| 5/0 (4-Dr) | 1838606H | IDP154 | \$37.94 | IDP154-T | \$18.60 | | |
| 6/0 (4-Dr) | 1838726H | IDP155 | \$40.23 | IDP155-T | \$20.90 | | |
| 8/0 (4-Dr) | 1838966H | *Quick Ship | | *Quick Ship | | | |

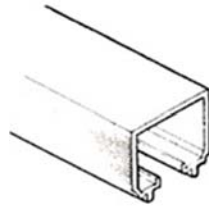
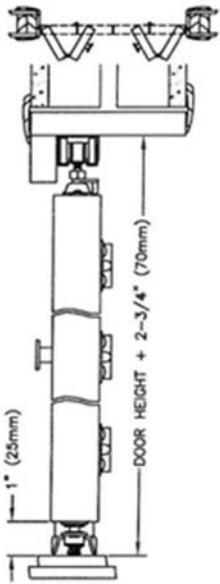
*Quick Ship - Badger Three to Four Week Ship Program.

L.E. JOHNSON HARDWARE

Bifold Door Track, Hardware & Accessories

#111FD SURFACE MOUNT BIFOLD DOOR TRACK & HARDWARE

Deluxe, commercial grade for 3/4" to 1-3/4" panels up to 50 lbs.



1020
HANGER
(2 DR - 1 ea.)
(4 DR - 2 ea.)



118
PIVOT



33
KNOB
(2 DR - 1)
(4 DR - 2)



1711
JAMB
BRACKET
(2 DR - 1 ea.)
(4 DR - 2 ea.)



1707
BOTTOM
PIVOT



1155
STOP
(2 DR - 1)
(4 DR - 2)



1808
ALIGNER
(4 DR ONLY)

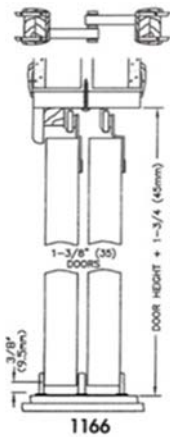
| Door Size | Mfg.# | Track & Hdwe | |
|------------|----------|--------------|---------|
| | | Prod.# | Per Set |
| 3/0 (2-Dr) | 111FD362 | IDP670 | \$50.67 |
| 4/0 (4-Dr) | 111FD484 | IDP671 | \$85.07 |
| 5/0 (4-Dr) | 111FD604 | IDP672 | \$89.48 |
| 6/0 (4-Dr) | 111FD724 | IDP673 | \$94.08 |



| WOOD BIFOLD KNOB w/SCREW #36 | | | |
|------------------------------|--------|----------|-------------|
| Mfg.# | Prod.# | Per Each | Prefinished |
| 36 | IDP480 | \$2.99 | \$5.33 |

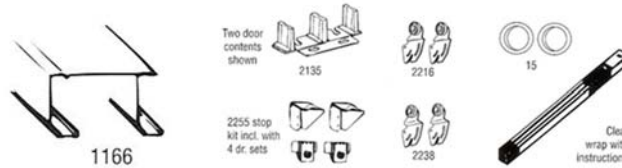
L.E. JOHNSON HARDWARE

Sliding Door Track, Hardware & Accessories

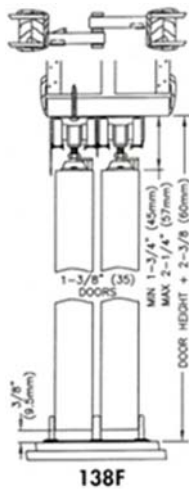


#1166 BYPASS SLIDING DOOR TRACK & HARDWARE

For 3/4" or 1-3/8" doors to 50 lbs.

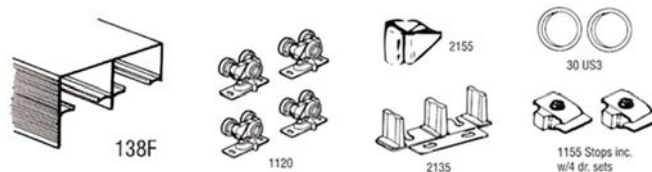


| Nominal Opening Size | Mfg.# | Prod.# | Per Each |
|----------------------|----------|--------|----------|
| 48" - 2 Dr | 1166G482 | IDP110 | \$28.32 |
| 60" - 2 Dr | 1166G602 | IDP111 | \$32.58 |
| 72" - 2 Dr | 1166G722 | IDP112 | \$37.11 |

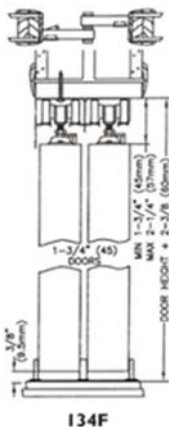


#138F H.D. BYPASS SLIDING DOOR TRACK & HARDWARE

For 3/4" or 1-3/8" doors to 125 lbs.




| Nominal Opening Size | Mfg.# | Prod.# | Per Each |
|----------------------|----------|-------------|----------|
| 48" - 2 Dr | 138F482D | IDP113 | \$100.37 |
| 60" - 2 Dr | 138F602D | IDP114 | \$112.47 |
| 72" - 2 Dr | 138F722D | IDP115 | \$124.74 |
| 96" - 4 Dr | 138F964D | *Quick Ship | |



#134F H.D. BYPASS SLIDING DOOR TRACK & HARDWARE

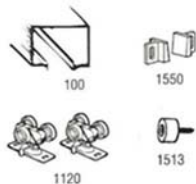
For 1-3/4" doors to 125 lbs.



| Nominal Opening Size | Mfg.# | Prod.# | Per Each |
|----------------------|----------|-------------|----------|
| 60" - 2 Dr | 134F602D | IDP117 | \$120.32 |
| 72" - 2 Dr | 134F722D | *Quick Ship | |

L.E. JOHNSON HARDWARE

Pocket Door Frames, Hardware & Accessories



#2710 POCKET DOOR FRAME & HARDWARE

4-9/16" Frame. Track is attached to header. Delivered as a complete frame unit.
Suitable for doors 1-1/8" or 1-3/8"(**) thick, weighing up to 80 pounds.

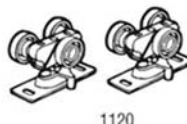
| SIZE | R.S.O. (WxH) | Prod. # | Per Each |
|-----------|---------------|---------|----------|
| 2/0 x 6/8 | 50" x 84-1/2" | PKT2068 | \$154.83 |
| 2/4 x 6/8 | 58" x 84-1/2" | PKT2468 | \$158.16 |
| 2/6 x 6/8 | 62" x 84-1/2" | PKT2668 | \$167.72 |
| 2/8 x 6/8 | 66" x 84-1/2" | PKT2868 | \$174.77 |
| 3/0 x 6/8 | 74" x 84-1/2" | PKT3068 | \$192.78 |

()CUSTOM SIZE POCKET FRAME** Any 1-3/8" doors with raised moulding OR any door thicker than 1-3/8" will require a custom size pocket frame. Note: This will also require wall to be thicker than standard 2 x 4 to accept custom size frame. **Call for Pricing.**




#1500 K.D. COMMERCIAL POCKET DOOR FRAME

For 1-3/8" door panels to 125 lbs. Standard 6'8" height for 2x4 stud walls.



| SIZE | R.S.O. (WxH) | Prod. # | Per Each |
|-----------|---------------|-----------|----------|
| 3/0 x 6/8 | 73" x 84-1/2" | PKT3068KD | \$164.75 |



POCKET DOOR ACCESSORIES

| Description | Mfg. # | Prod. # | Per Each |
|---|-----------|-------------|----------|
| Converging Door Connector: for connecting 2 pocket door frames together. | | | |
| | 1555PPK3 | IDP180 | \$38.67 |
| #150 Edge Pull: retractable pull, handy for pulling door from pocket. | | | |
| US3 Brt Brass | #150 | *Quick Ship | |
| Pocket Door Hardware Kit: Each bag contains: 2 - Hangers w/screws (#1120), 1 - Bumper w/screws (#1513), 1 - Guide w/screws (#1550), 1 - Wrench (#1712), 1 set of instructions (#2700) | | | |
| | #10312702 | IDP184 | \$25.28 |

*Quick Ship - Badger Three to Four Week Ship Program.

INTERIOR DOOR - HINGES



| SIZE | FINISH | PROD.# | PRICE | UOM |
|--|--|-------------|---------|-----|
| PLAIN BEARING - 5/8" R/C - (with Screws) | | | | |
| 3-1/2" x 3-1/2" | US3/4 Brighter (Satin Brass) | IDHG200 | \$8.90 | EA |
| 3-1/2" x 3-1/2" | Bright Brass (605 / US3) | IDHG201 | \$8.46 | EA |
| 3-1/2" x 3-1/2" | Dull Chrome (626 / US26D) | IDHG202 | \$8.46 | EA |
| 3-1/2" x 3-1/2" | Antique Brass (609 US5) | IDHG203 | \$8.46 | EA |
| 3-1/2" x 3-1/2" | Antique Nickel (620 / US15A) | IDHG204 | \$8.46 | EA |
| 3-1/2" x 3-1/2" | Colonial Bronze (613 / US10B) | IDHG205 | \$9.36 | EA |
| 3-1/2" x 3-1/2" | Satin Nickel (619 / US15) | IDHG206 | \$8.46 | EA |
| 3-1/2" x 3-1/2" | Black Primed | IDHG207 | \$8.46 | EA |
| 3-1/2" x 3-1/2" | White Primed w/Dull Chrome Screws | *Quick Ship | | EA |
| 3-1/2" x 3-1/2" | Matte Black | IDHG199 | \$13.14 | EA |
| 4" x 4" | US3/4 Brighter (Satin Brass) | *Quick Ship | | EA |
| 4" x 4" | Dull Chrome (626 / US26D) | IDHG209 | \$11.55 | EA |
| 4" x 4" | Satin Nickel (619 / US15) | *Quick Ship | | EA |
| BALL BEARING - SQUARE - (with Screws) | | | | |
| 4" x 4" | Bright Brass (605 / US3) | *Quick Ship | | EA |
| 4" x 4" | Dull Brass (606 / US4) | *Quick Ship | | EA |
| 4" x 4" | Dull Chrome (626 / US26D) | *Quick Ship | | EA |
| 4" x 4" | Antique Bronze Lacquered (641 / US10a) | IDHG214 | \$48.62 | EA |
| 4" x 4" | Satin Nickel (619 / US15) | IDHG215 | \$39.93 | EA |
| 4-1/2" x 4-1/2" | Bright Brass (605 / US3) | *Quick Ship | | EA |
| 4-1/2" x 4-1/2" | Dull Chrome (626 / US26D) | *Quick Ship | | EA |
| 4-1/2" x 4-1/2" | Antique Brass (609 / US5) | *Quick Ship | | EA |
| 4-1/2" x 4-1/2" | Satin Nickel (619 / US15) | IDHG220 | \$36.60 | EA |
| 4-1/2" x 4-1/2" | Antique Bronze Lacquered (641 / US10a) | IDHG221 | \$49.14 | EA |
| 4-1/2" x 4-1/2" | Antique Nickel (620 / US15A) | *Quick Ship | | EA |
| BALL BEARING - SQUARE, NRP - (with Screws) | | | | |
| 4-1/2" x 4-1/2" | Bright Brass (605 / US3) | *Quick Ship | | EA |
| 4-1/2" x 4-1/2" | Dull Chrome (626 / US26D) | *Quick Ship | | EA |

*Quick Ship - Badger Three to Four Week Ship Program.

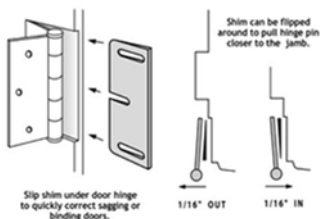
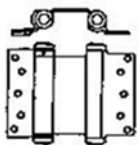
INTERIOR DOOR - HINGES



| SIZE | FINISH | PROD.# | PRICE | UOM |
|---|--|-------------|---------|-----|
| BALL BEARING - 1/4" R/C - (with Screws) | | | | |
| 4" x 4" | Bright Brass (605 / US3) | *Quick Ship | | EA |
| 4" x 4" | Dull Brass (606 / US4) | *Quick Ship | | EA |
| 4" x 4" | Dull Chrome (626 / US26D) | *Quick Ship | | EA |
| 4" x 4" | Antique Bronze Lacquered (641 / US10a) | *Quick Ship | | EA |
| 4" x 4" | Satin Nickel (619 / US15) | *Quick Ship | | EA |
| 4-1/2" x 4-1/2" | Bright Brass (605 / US3) | *Quick Ship | | EA |
| 4-1/2" x 4-1/2" | Dull Brass (606 / US4) | *Quick Ship | | EA |
| 4-1/2" x 4-1/2" | Antique Bronze Lacquered (641 / US10a) | *Quick Ship | | EA |
| 4-1/2" x 4-1/2" | Antique Nickel (620 / US15A) | *Quick Ship | | EA |
| 4-1/2" x 4-1/2" | Satin Nickel (619 / US15) | *Quick Ship | | EA |
| 4-1/2" x 4-1/2" | Antique Brass (609 / US5) | *Quick Ship | | EA |
| BALL BEARING - 5/8" R/C - (with Screws) | | | | |
| 3-1/2" x 3-1/2" | US3/4 Brighter (Satin Brass) | IDHG237 | \$8.69 | EA |
| 3-1/2" x 3-1/2" | Bright Brass (605 / US3) | IDHG238 | \$9.36 | EA |
| 3-1/2" x 3-1/2" | Dull Chrome (626 / US26D) | IDHG239 | \$9.36 | EA |
| 3-1/2" x 3-1/2" | Antique Brass (609 US5) | IDHG240 | \$9.36 | EA |
| 3-1/2" x 3-1/2" | Antique Nickel (620 / US15A) | IDHG241 | \$9.36 | EA |
| 3-1/2" x 3-1/2" | Colonial Bronze (613 / US10B) | IDHG242 | \$9.36 | EA |
| 3-1/2" x 3-1/2" | Satin Nickel (619 / US15) | IDHG243 | \$9.36 | EA |
| 3-1/2" x 3-1/2" | Polished Chrome (625 / US26) | IDHG244 | \$8.90 | EA |
| 3-1/2" x 3-1/2" | Matte Black (US1D) | IDHG245 | \$9.36 | EA |
| Commercial Weight - (with Screws) | | | | |
| 4" x 4" | Bright Brass (605 / US3) | IDHG246 | \$48.62 | EA |
| 4" x 4" | Dull Brass (606 / US4) | *Quick Ship | | EA |
| 4" x 4" | Dull Chrome (626 / US26D) | IDHG248 | \$47.82 | EA |
| 4" x 4" | Satin Nickel (619 / US15) | IDHG250 | \$35.42 | EA |
| 4" x 4" | Antique Bronze Lacquered (641 / US10a) | *Quick Ship | | EA |
| Residential Weight - (with Screws) | | | | |
| 4" x 4" | Dull Brass (606 / US4) | IDHG253 | \$17.00 | EA |
| 4" x 4" | Dull Chrome (626 / US26D) | IDHG254 | \$17.00 | EA |
| 4" x 4" | Antique Brass (609 US5) | IDHG255 | \$23.90 | EA |
| 4" x 4" | Satin Nickel (619 / US15) | IDHG256 | \$17.00 | EA |
| 4" x 4" | Colonial Bronze (613 / US10B) | IDHG257 | \$17.00 | EA |
| 4-1/2" x 4-1/2" | Bright Brass (605 / US3) | *Quick Ship | | EA |
| 4-1/2" x 4-1/2" | Dull Brass (606 / US4) | *Quick Ship | | EA |
| 4-1/2" x 4-1/2" | Dull Chrome (626 / US26D) | *Quick Ship | | EA |

*Quick Ship - Badger Three to Four Week Ship Program.

INTERIOR DOOR - HINGES



| SIZE | FINISH | PROD.# | PRICE | UOM |
|-----------------------------------|--|-------------|---------|-----|
| SPRING - 1/4" R/C - (with Screws) | | | | |
| 4" x 4" | Bright Brass (605 / US3) | *Quick Ship | | EA |
| 4" x 4" | Dull Chrome (626 / US26D) | *Quick Ship | | EA |
| 4-1/2" x 4-1/2" | Bright Brass (605 / US3) | *Quick Ship | | EA |
| 4-1/2" x 4-1/2" | Dull Brass (606 / US4) | *Quick Ship | | EA |
| 4-1/2" x 4-1/2" | Dull Chrome (626 / US26D) | *Quick Ship | | EA |
| 4-1/2" x 4-1/2" | Satin Nickel (619 / US15) | *Quick Ship | | EA |
| SPRING - 5/8" R/C - (with Screws) | | | | |
| 3-1/2" x 3-1/2" | Satin Nickel (619 / US15) | IDHG268 | \$56.79 | EA |
| 4" x 4" | Dull Brass (606 / US4) | *Quick Ship | | EA |
| SPRING - SQUARE - (with Screws) | | | | |
| 4" x 4" | Bright Brass (605 / US3) | *Quick Ship | | EA |
| 4" x 4" | Dull Chrome (626 / US26D) | *Quick Ship | | EA |
| 4" x 4" | Satin Nickel (619 / US15) | IDHG272 | \$53.88 | EA |
| 4-1/2" x 4-1/2" | Bright Brass (605 / US3) | *Quick Ship | | EA |
| 4-1/2" x 4-1/2" | Dull Brass (606 / US4) | *Quick Ship | | EA |
| 4-1/2" x 4-1/2" | Dull Chrome (626 / US26D) | IDHG275 | \$30.08 | EA |
| 4-1/2" x 4-1/2" | Satin Nickel (619 / US15) | IDHG276 | \$82.31 | EA |
| 4-1/2" x 4-1/2" | Antique Bronze Lacquered (641 / US10a) | IDHG277 | \$76.49 | EA |
| DOUBLE ACTING | | | | |
| 3" | Brass | *Quick Ship | | EA |
| 6" | Bright Brass (3029-6-632) | *Quick Ship | | EA |
| DOOR HINGE SHIM | | | | |
| 3.5" | | *Quick Ship | | PKG |
| 4" | | *Quick Ship | | PKG |

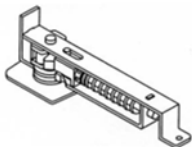
*Quick Ship - Badger Three to Four Week Ship Program.

BARN DOOR TRACK



| SIZE | FINISH | PROD.# | PRICE | UOM |
|--|--------------|--------|----------|------|
| BENT STRAP | | | | |
| For use with 1-3/8" and 1 3/4" solid core or wood doors only. Not for use with Pallazzo. Maximum weight: 250 pounds. Maximum door width: 36". Solid wood blocking required for drywall installation (wood and mounting screws not included). Lead times for stocked items are with normal orders; non-stocked items will be 4 weeks. | | | | |
| M26371 | Satin Nickel | IDP500 | \$612.96 | Each |
| M26552 | Matte Black | IDP501 | \$393.03 | Each |
| TRACK JOINER KIT | | | | |
| M26408 | Satin Nickel | IDP502 | \$30.77 | Each |
| M26407 | Matte Black | IDP503 | \$20.51 | Each |

BUILDERS HARDWARE



| SIZE | FINISH | PROD.# | PRICE | UOM |
|--|-------------------------|-------------|----------|-----|
| FLOOR SPRING PIVOT (Horizontal Type) | | | | |
| Steel mechanism with steel trim. Ball bearing. Double acting. Adjustable spring tension. Non-handed. Hold open at approximately 85 to 90 degrees. Maximum Door - Width: 3'0" Weight: 90 lbs. | | | | |
| 7811-652 | Dull Chrome | *Quick Ship | | Set |
| 7811-646 | Satin Nickel | IDP452 | \$308.45 | Set |
| 7811-640 | Oil Rubbed Bronze | IDP453 | \$308.45 | Set |
| JAMB BRACKET | | | | |
| 7805-632 | Bright Brass | *Quick Ship | | Set |
| 7805-652 | Dull Chrome | *Quick Ship | | Set |
| 7805-646 | Satin Nickel | IDP457 | \$46.76 | Set |
| 7805-640 | Oil Rubbed Bronze | IDP458 | \$46.76 | Set |
| GRAVITY PIVOT | | | | |
| Heavy Duty | Dull Brass (7512-h-633) | *Quick Ship | | Set |

*Quick Ship - Badger Three to Four Week Ship Program.

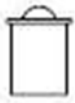
BUILDERS HARDWARE

| SIZE - FINISH | PROD. # | PER EACH |
|--|---------|-------------|
| HANDRAIL BRACKET Aluminum. 2-13/16"H x 1-1/2"W. Base to center of rail: 2-3/4". | | |
| Bright Brass (605 / US3) | | *Quick Ship |
| Antique Brass (609 / US5) | | *Quick Ship |
| Antique Nickel (620 / US15A) | | *Quick Ship |
| Dull Chrome (626 / US26D) | B1208 | \$15.99 |
| Satin Nickel (619 / US15) | B1214 | \$15.99 |
| Oil Rubbed Bronze (613 / US10B) | B1215 | \$15.99 |
| Matte Black | B1216 | \$15.99 |
| HEAVY DUTY HANDRAIL BRACKET: (With #2 Phillips head mounting screws) | | |
| Satin Nickel (619 / US15) | B1254 | \$29.07 |
| Dark Bronze (848 DB) | B1255 | \$34.32 |
| FLUSH BOLT 6" x 3/4" Solid Brass faceplate and 1 piece aluminum rod and bolt. Radiused Bottom. Flush bolt designed with face plate rounded for simple, one-step router installation. Deep cup finger hole and double action spring combine to assure ease of operation and automatic holding of bolt in either projected or retracted position. Packed with screw for bolt and strike. | | |
| Bright Brass (605 / US3) | IDP304 | \$57.71 |
| Satin Chrome (626 / US26D) | IDP305 | \$57.71 |
| Antique Brass (609 / US5) | IDP351 | \$60.45 |
| Satin Nickel (619 / US15) | IDP352 | \$57.71 |
| Antique Nickel (620 / US15A) | IDP353 | \$57.71 |
| Oil Rubbed Bronze (613 / US10B) | IDP354 | \$57.71 |
| Matte Black | IDP350 | \$57.71 |
| FLUSH BOLT 1" THROW W/CHANNEL BACK 6" x 3/4" Solid Brass faceplate and 1 piece aluminum rod and bolt. Radiused Bottom. Flush bolt designed with face plate rounded for simple, one-step router installation. Deep cup finger hole and double action spring combine to assure ease of operation and automatic holding of bolt in either projected or retracted position. Packed with screw for bolt and strike. | | |
| Bright Brass (605 / US3) | | *Quick Ship |
| Antique Brass (609 / US5) | | *Quick Ship |
| Satin Nickel (619 / US15) | | *Quick Ship |
| Antique Nickel (620 / US15A) | | *Quick Ship |
| Oil Rubbed Bronze (613 / US10B) | | *Quick Ship |
| LEVER EXTENSION FLUSH BOLT - COMMERCIAL GRADE | | |
| Listed for Fire Rated Hollow Core Metal Doors (555 UL) | | |
| Satin Chrome (626 / US26D) | | *Quick Ship |
| Listed for Wood Composite Fire Rated Doors (555 UL) | | |
| Satin Chrome (626 / US26D) | | *Quick Ship |
| DUTCH DOOR BOLT 1-5/8" X 4-3/8" Overall Size. Solid Brass. 5/8" Half Round Bolt Size. 9/16" Throw. | | |
| Bright Brass (605 / US3) | | *Quick Ship |
| Oil Rubbed Bronze (613 / US10B) | IDP359 | \$72.18 |



*Quick Ship - Badger Three to Four Week Ship Program.

BUILDERS HARDWARE



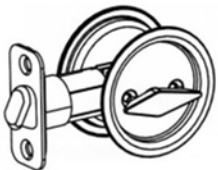
| SIZE - FINISH | PROD. # | PER EACH |
|--|-------------|----------|
| HEAVY DUTY CONCEALED MAGNETIC CATCH | | |
| PLS 24 PRO - Black | IDP378 | \$34.86 |
| PLS 24 PRO - Silver | IDP379 | \$30.65 |
| BALL CATCH -- DRIVE-IN (Badger Standard) 1" Diam. Solid Brass. With Strike Plate | | |
| Bright Brass (605 / US3) | IDP380 | \$4.56 |
| BALL CATCH STRIKE ONLY | | |
| Light Brass (US3-4) | IDP381 | \$2.30 |
| Antique Brass (609 / US5) | IDP382 | \$2.42 |
| Antique Nickel (620 / US15A) | IDP383 | \$2.42 |
| Polished Chrome (625 / US26) | IDP384 | \$2.42 |
| Dull Chrome (626 / US26D) | IDP385 | \$2.42 |
| Oil Rubbed Bronze (613 / US10B) | IDP386 | \$2.42 |
| Satin Nickel (619 / US15) | IDP387 | \$2.42 |
| Matte Black | IDP388 | \$2.42 |
| FLEXIBLE DOOR STOP Steel. Simple to install --- only a screwdriver required. Heavy gauge spring used to maintain rigid protection. | | |
| Bright Brass (605 / US3) | *Quick Ship | |
| Antique Brass (609 / US5) | *Quick Ship | |
| Satin Nickel (619 / US15) | B1260 | \$2.55 |
| Dull Chrome (626 / US26D) | *Quick Ship | |
| Antique Nickel (620 / US15A) | *Quick Ship | |
| Dark Bronze (104 DB) | B1263 | \$2.93 |
| HINGE PIN DOOR STOP Heavy Duty Aluminum. For use on hinged doors where the installation of a standard door stop is not desirable. Door opening adjustments: 85° to 125°. Designed for narrow trim installation. High quality rubber bumpers-- shoulder on stud supports rubber through entire body for engineered cushioning. Removable bushings accommodate 1/4" to 5/16" diameter hinge pins. | | |
| Antique Nickel (620 / US15A) | *Quick Ship | |
| Dull Chrome (626 / US26D) | *Quick Ship | |
| Satin Nickel (619 / US15) | B1274 | \$6.90 |
| Dark Bronze (122 DB) | B1275 | \$6.90 |
| WALL DOOR STOP - CONVEX Wrought brass with plastic drywall anchor. Factory assembled backplate. Concealed mounting. | | |
| Bright Brass (605 / US3) | *Quick Ship | |
| Satin Chrome (626 / US26D) | *Quick Ship | |
| WALL DOOR STOP - CONCAVE Wrought brass with plastic drywall anchor. Factory assembled backplate. Concealed mounting. | | |
| Dull Chrome (626 / US26D) | *Quick Ship | |



*Quick Ship - Badger Three to Four Week Ship Program.

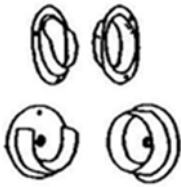
BUILDERS HARDWARE

| SIZE - FINISH | PROD. # | PER EACH |
|--|-------------|----------|
| SLIDING DOOR PULL (Passage Pocket Door) Solid Brass body and strike plate. Fits doors 1-3/8" to 1-1/2". Pre-assembled for doors opening left to right. Plates are reversible for opening left to right. Decorative coined edges. | | |
| Satin Nickel (619 / US15) | IDP314 | \$26.13 |
| Dull Chrome (626 / US26D) | *Quick Ship | |
| Polished Chrome (625 / US26) | *Quick Ship | |
| Dark Bronze (119 DB) | IDP355 | \$27.86 |
| SLIDING DOOR LOCK (Privacy) Solid Brass body, strike plate and turn knob. Fits doors 1-3/8" to 1-1/2". Pre-assembled for doors opening left to right. Plates are reversible for opening left to right. Decorative coined edges. | | |
| Satin Nickel (619 / US15) | IDP313 | \$26.13 |
| Dark Bronze (120 DB) | IDP356 | \$28.25 |
| ROUND DOOR PULL Solid Brass. Size: 2-1/8". Low profile makes this pull ideal for louvered, bifolding or wardrobe doors. Extra deep recess for good finger grip. Reverse tapered grip for ease of pulling. | | |
| Antique Brass (636 / AB) | IDP430 | \$4.77 |
| Satin Nickel (535 SN) | IDP431 | \$2.87 |
| Dark Bronze (135 DB) | IDP432 | \$2.87 |
| 3/4" ROUND FLUSH DOOR PULL | | |
| Satin Nickel (US15 / SN) | *Quick Ship | |
| Oil Rubbed Bronze (US10A / ORB) | *Quick Ship | |
| ROUND POCKET DOOR LOCK | | |
| Passage | | |
| Bright Brass (334-3) | *Quick Ship | |
| Satin Nickel (334-15) | IDP412 | \$57.68 |
| Oil Rubbed Bronze (334-10B) | IDP415 | \$57.68 |
| Antique Nickel (334-15A) | *Quick Ship | |
| Privacy | | |
| Satin Nickel (335-15) | IDP422 | \$57.68 |
| Oil Rubbed Bronze (335-10B) | IDP425 | \$57.68 |
| Antique Nickel (335-15A) | *Quick Ship | |
| Dull Chrome (335-26D) | *Quick Ship | |
| Stainless Steel (335-32) | *Quick Ship | |



*Quick Ship - Badger Three to Four Week Ship Program.

BUILDERS HARDWARE




| SIZE - FINISH | PROD. # | PER EACH |
|---|---------|-------------|
| CLOSET POLE SOCKETS (1 pr/bag) | | |
| Plastic | | *Quick Ship |
| WARDROBE HOOK Aluminum. Base: 1-1/8"H x 1-1/8"W Projection: 1-1/8" Compact hook is perfect where space is limited, ideal for behind doors wher low profile is desired. Packed with screws. | | |
| Bright Brass (605 / US3) | | *Quick Ship |
| WARDROBE (BIFOLD) KNOB | | |
| 1-3/4" - Oil Rub Bronze (US10B) | | *Quick Ship |
| 1-3/4" - Satin Nickel (US15) | | *Quick Ship |
| NOTCHED LATCH PROTECTOR Notched for ease of installation on cylindrical lockset. | | |
| 3" x 11" - Stainless Steel (US32D) | | *Quick Ship |
| DOOR PROTECTION PLATE Solid Brass .050 gauge. Furnished with #6 x 5/8 Phillips Oval Head undercut stainless steel sheet metal screws, plated to match. | | |
| 6" x 30" - Bright Brass (605 / US3) | | *Quick Ship |
| 8" x 30" - Bright Brass (605 / US3) | | *Quick Ship |
| 8" x 34" - Bright Brass (605 / US3) | | *Quick Ship |
| 6" x 30" - Stainless Steel (630 / US32D) | | *Quick Ship |
| 6" x 34" - Stainless Steel (630 / US32D) | | *Quick Ship |
| 8" x 30" - Stainless Steel (630 / US32D) | | *Quick Ship |
| 8" x 34" - Stainless Steel (630 / US32D) | | *Quick Ship |

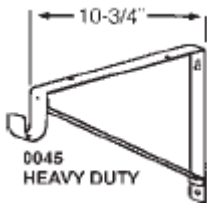
BUILDERS HARDWARE



| SIZE - FINISH | PROD. # | PER EACH |
|---|---------|-------------|
| PULL PLATE ("G" Mount) | | |
| 3.5 x 15G - Bright Brass (605 / US3) | | *Quick Ship |
| 3.5 x 15G - Satin Stainless Steel (630 / US32D) | | *Quick Ship |
| PUSH PLATE ("G" Mount) | | |
| 3.5 x 15G - Bright Brass (605 / US3) | | *Quick Ship |
| 3.5 x 15G - Satin Stainless Steel (630 / US32D) | | *Quick Ship |
| DOOR VIEWERS - 160o Solid Brass. For doors 1-3/8" - 2-1/4". Non-removable. One way vision. Glass lens. Simple installation --- 1/2" hole required. Suggested installation height: 60" from floor. | | |
| UL Rated - Brass (605 / US3) | | *Quick Ship |
| Dull Chrome (26D) | IDP405 | \$22.40 |
| Ant. Bronze (US10) | | *Quick Ship |
| DOOR VIEWERS - 190o Solid Brass. UL Listed. For doors 1-3/8" - 2-1/4". Non-removable. One way vision. Glass lens. Simple installation --- 9/16" hole required. Suggested installation height: 60" from floor. | | |
| Brass (605 / US3) | | *Quick Ship |
| Ant. Bronze (US10) | | *Quick Ship |



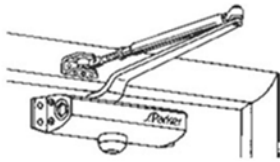
SHELF & ROD SUPPORTS



| Heavy Duty Shelf & Rod Support (riveted construction): | | | | | |
|---|--------------|---------|--------|-------------------|-------------------|
| Will support shelf up to 14" wide and rod up to 1-1/2" diameter, comes with screws. | | | | | |
| Mfg # | Color | Qty/Ctn | Prod # | Brkn/Ctn Per Each | Full/Ctn Per Each |
| 0045-WTS | White-Enamel | 20 Each | B0722 | \$27.11 | \$21.47 |

*Quick Ship - Badger Three to Four Week Ship Program.

DOOR CLOSURES



THE STREAMLINE DOOR CLOSURE Door Closer w/ Pre-Set Back Check

*Universal - Goes on left or right hand door with no internal changes. *Non-Handed Arms - Same closer can be applied to right or left hand door. *Easy application - Standard or top jamb. * Constant Checking Action - Provided by full rack and pinion mechanism. *Narrow Design - Ideal for aluminum, glass and other modern doors. *Housing - Non-corroding aluminum. *Top Jamb Installation - Provides maximum headroom. *Permanent Lubricating Hydraulic Fluid - Non-gumming, non-freezing. Easy, smooth action. *Easy to Stock - Each closer packed in a shelf box with template, wrench, screws and directions. *Limited 10 Year Warranty - The best warranty in the field!

| Mfg # | # / Ctn | Prod. # | 1 - 9 | 10 + |
|---|---------|---------|-------------|------|
| #954 - Regular for 4' wide interior doors or 3' wide exterior. | | | | |
| 954BC - DUR | 10 | | *Quick Ship | |
| 954BC - AL | 10 | | *Quick Ship | |

TOUCH BAR PANIC DEVICES

Horizontal reversible, rim type touch bar exit devices can be used with a cylinder, keyed ball knob, keyed lever, or a pull. *Packed with latch and strike filler plates. *Deadlatching. *Non-handed for use on right or left opening doors. *Easy to install new or replacement. *Complete with rim strike latch, shim, fasteners, mounting templates and easy to follow instructions.

Panic Bar with Aluminum Finish fits a 25" to 36" wide door.

| | | |
|----------|-------|-------------|
| UL520 AL | - - - | *Quick Ship |
|----------|-------|-------------|

Levered Keyed Locks with Dull Chrome Finish

| | | |
|-----------|------------------|-------------|
| LL520 DCH | Entry Lever Trim | *Quick Ship |
|-----------|------------------|-------------|

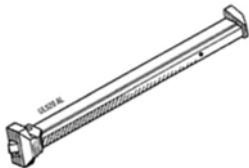
Parts/Accessories for UL520

| | |
|--------------------|-------------|
| Shim Kit for UL520 | *Quick Ship |
|--------------------|-------------|

SEX BOLT with Machine Screw. (For 1-3/4" doors)

2-1/4" x3/8" and include one screw and one sleeve per pack.

| | | |
|---------------|-------------|-------------|
| SNMS1 611-DUR | Dark Bronze | *Quick Ship |
| SNMS1 611-AL | Aluminum | *Quick Ship |



**SEE ADDITIONAL HARDWARE OPTIONS IN OUR
COMMERCIAL MILLWORK SECTION (SECTION Z).**

SCHLAGE LOCKSETS

A-Series Residential and Commercial. Cylindrical key-in-the-knob locks, the "A" series is ideal for heavy duty residential or medium duty commercial uses.

AL-Series Standard Duty Commercial: The AL-Series keyed lever lock utilizes the A-Series cylindrical chassis with stylish lever designs supported by heavy duty spring cages. This design provides strength and performance in commercial Grade 2 applications.

B-Series Security Deadbolt: B-Series deadbolt locks provide primary or auxiliary security locking. All deadbolts feature a 1" (25mm) throw with Schlage's exclusive door frame reinforcer to help prevent "kick-in" attack.

F-Series Residential: The F-Series economical residential Line consists of grip handles with 1" (25mm) throw deadbolts, key-in-the-knob entry locks and matching interior latchsets. They are mechanically long lasting and fill the need for moderate to low cost locks without sacrificing quality.

HOW TO ORDER:

To order Schlage products, descriptive data should be in the same sequence as shown.

| Qty | Product | Outside | | Inside | | DR Thk | Door Hand | | | | BS | Latch | Strike | Dim | Detail |
|-----|---------|---------|-----|--------|-----|-----------|-----------|----|----|----|----|-------|--------|-----|--------|
| | | Des | Fin | Des | Fin | | RH | LH | RR | LR | | | | | |
| 1 | 2 | 3 | 4 | 5 | 6 | 7 | 8 | | | | 9 | 10 | 11 | 12 | 13 |

- | | | | |
|---------------------------|--|---|---|
| 1. Quantity | 7. Door thickness: for non-standard thickness such as 214 = 2-1/4" (57 mm) | 10. Latches: for non-standard latches | length, mortise cylinder length, etc.: 118 = 1-1/8" (29 mm), 138 = 1-3/8" (35 mm), etc. |
| 2. Lock number or product | 8. Door Handing | 11. Strikes: for non-standard strikes | |
| 3. Design: outside | 9. Backset: 234 - 2-3/4" (70 mm), 005 = 5" (127 mm) backset link. | 12. Dimensions: for strike lip lengths, padlock shackle | 13. Detail: for keying detail and/or any special instructions |
| 4. Finish: outside | | | |
| 5. Design: inside | | | |
| 6. Finish: inside | | | |

Example

| Qty | Product | Outside | | Inside | | DR Thk | Door Hand | | | | BS | Latch | Strike | Dim | Detail |
|-----|---------|---------|-----|--------|-----|-----------|-----------|----|----|----|----|--------|--------|-----|-------------------|
| | | Des | Fin | Des | Fin | | RH | LH | RR | LR | | | | | |
| 100 | A53PD | PLY | 605 | | | 234 | 25 | 25 | 25 | 25 | | 11-096 | | | 1AA-100AA |
| 50 | D53PD | RHO | 612 | | | | 50 | | | | | | 10-025 | | 101AA-125AA |
| 2 | D80PD | 80B | 626 | ORB | | 214 | | | 2 | | | | | 112 | Knurled O/S Knobs |
| 20 | L9456C | O3L | 625 | 41L | | | 10 | 10 | | | | | | | |

FUNCTIONS

Handlesets

F160 Single Cylinder
F162 Double Cylinder
F193 Dummy Trim

Knobs & Levers

A10S, AL10S, F10 Passage
A40S, AL40S, F40 Bed / Bath
F80 Storeroom
AL53PD Keyed Entry

F51 Entrance - Knob
F51 Entrance - Lever
F170 Dummy

Deadbolts

B360 Single Cylinder
B362 Double Cylinder
B180 Door Bolt

FINISHES



Bright Brass



Antique Brass



Bright Chrome



Satin Chrome



Satin Nickel



Antique Pewter



Aged Bronze

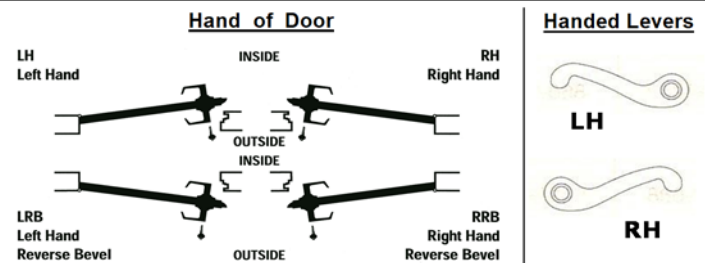
| | | | | |
|---------------------------|-------------------|------------------|------------|-----------------|
| 605 Bright Brass | 609 Antique Brass | 626 Satin Chrome | 620 Pewter | 716 Aged Bronze |
| 505 Lifetime Bright Brass | 625 Bright Chrome | 619 Satin Nickel | | |

DOOR HANDING

All Schlage locks are reversible. However, the correct hand should be shown for all pin tumbler locks so that they may be assembled to assure keyholes are in the upright position.

Hand information is also necessary to ensure proper finish of latchbolt and strike for locks ordered that are to be installed on reverse bevel doors.

Follow the diagram to correctly determine the hand of the door.



SCHLAGE LOCKSETS

All interior locks, keyed deadbolt and entry locks are 2-3/8" to 2-3/4" with 3-way latch and standard strike.



Georgian (GEO)

| Mfg. # | Function | Finish | Latch | Qty/Ctn | Prod. # | Per Each |
|------------------|----------|--------|-------------------|---------|-------------|----------|
| GEORGIAN | | | | | | |
| F10 GEO 605 BB | Passage | BB | Univ 2-Way | 20 | B8600 | \$39.08 |
| F40 GEO 605 BB | Privacy | BB | Univ 2-Way | 20 | B8601 | \$43.43 |
| F51 GEO 605 BB | Entry | BB | Univ. Dual Option | 20 | B8602 | \$63.48 |
| F170 GEO 605 BB | Dummy | BB | ----- | 20 | *Quick Ship | |
| F10 GEO 609 AB | Passage | AB | Univ 2-Way | 20 | B8604 | \$39.08 |
| F40 GEO 609 AB | Privacy | AB | Univ 2-Way | 20 | B8605 | \$45.93 |
| F51 GEO 609 AB | Entry | AB | Univ. Dual Option | 20 | B8606 | \$68.37 |
| F170 GEO 609 AB | Dummy | AB | ----- | 20 | B8607 | \$22.08 |
| F10 GEO 619 SN | Passage | SN | Univ 2-Way | 20 | B8608 | \$39.08 |
| F40 GEO 619 SN | Privacy | SN | Univ 2-Way | 20 | B8609 | \$42.75 |
| F51 GEO 619 SN | Entry | SN | Univ. Dual Option | 20 | B8610 | \$68.37 |
| F170 GEO 619 SN | Dummy | SN | ----- | 20 | B8611 | \$22.08 |
| F10 GEO 620 PW | Passage | PW | Univ 2-Way | 20 | B8612 | \$39.08 |
| F40 GEO 620 PW | Privacy | PW | Univ 2-Way | 20 | B8613 | \$42.75 |
| F51 GEO 620 PW | Entry | PW | Univ. Dual Option | 20 | B8614 | \$72.12 |
| F170 GEO 620 PW | Dummy | PW | ----- | 20 | B8615 | \$19.53 |
| F10 GEO 716 AGB | Passage | AGB | Univ 2-Way | 20 | B8830 | \$39.08 |
| F40 GEO 716 AGB | Privacy | AGB | Univ 2-Way | 20 | B8831 | \$42.75 |
| F51 GEO 716 AGB | Entry | AGB | Univ. Dual Option | 20 | B8832 | \$68.37 |
| F170 GEO 716 AGB | Dummy | AGB | ----- | 20 | B8833 | \$19.53 |

*Quick Ship - Badger Three to Four Week Ship Program.

SCHLAGE LOCKSETS

All interior locks, keyed deadbolt and entry locks are 2-3/8" to 2-3/4" with 3-way latch and standard strike.



Flair (FLA)

| Mfg. # | Function | Finish | Latch | Qty/Ctn | Prod. # | Per Each |
|-------------------------|------------|--------|-------------------|---------|-------------|----------|
| FLAIR Reversible | | | | | | |
| F10 FLA 605 BB Rev | Passage | BB | Univ 2-Way | 20 | *Quick Ship | |
| F40 FLA 605 BB Rev | Privacy | BB | Univ 2-Way | 20 | *Quick Ship | |
| F51 FLA 605 BB KA4 Rev | Entry | BB | Univ. Dual Option | 20 | *Quick Ship | |
| F170 FLA 605 BB RH | Dummy | BB | ----- | 20 | *Quick Ship | |
| F10 FLA 609 AB Rev | Passage | AB | Univ 2-Way | 20 | *Quick Ship | |
| F40 FLA 609 AB Rev | Privacy | AB | Univ 2-Way | 20 | *Quick Ship | |
| F51 FLA 609 AB KA4 Rev | Entry | AB | Univ. Dual Option | 20 | *Quick Ship | |
| F170 FLA 609 AB LH | Dummy | AB | ----- | 20 | *Quick Ship | |
| F170 FLA 609 AB RH | Dummy | AB | ----- | 20 | *Quick Ship | |
| F10 FLA 619 SN Rev | Passage | SN | Univ 2-Way | 20 | B8627 | \$69.60 |
| F40 FLA 619 SN Rev | Privacy | SN | Univ 2-Way | 20 | B8628 | \$78.02 |
| F51 FLA 619 SN KA4 Rev | Entry | SN | Univ. Dual Option | 20 | B8629 | \$130.65 |
| F170 FLA 619 SN LH | Dummy - LH | SN | ----- | 20 | B8630 | \$37.53 |
| F170 FLA 619 SN RH | Dummy - RH | SN | ----- | 20 | B8631 | \$37.53 |
| F10 FLA 716 AGB Rev | Passage | AGB | Univ 2-Way | 20 | B8761 | \$69.60 |
| F40 FLA 716 AGB Rev | Privacy | AGB | Univ 2-Way | 20 | B8762 | \$73.26 |
| F51 FLA 716 AGB KA4 Rev | Entry | AGB | Univ. Dual Option | 20 | B8763 | \$130.65 |
| F170 FLA 716 AGB LH | Dummy - LH | AGB | ----- | 20 | B8764 | \$38.10 |
| F170 FLA 716 AGB RH | Dummy - RH | AGB | ----- | 20 | B8765 | \$38.10 |
| PLYMOUTH | | | | | | |
| F10 PLY 619 SN | Passage | SN | Univ 2-Way | 20 | B8820 | \$39.08 |

*Quick Ship - Badger Three to Four Week Ship Program.

SCHLAGE LOCKSETS

All interior locks, keyed deadbolt and entry locks are 2-3/8" to 2-3/4" with 3-way latch and standard strike.



Accent (ACC)

| Mfg. # | Function | Finish | Latch | Qty/Ctn | Prod. # | Each |
|--------------------------|------------|--------|-------------------|---------|-------------|----------|
| ACCENT Reversible | | | | | | |
| F10 ACC 605 BB Rev | Passage | BB | Univ 2-Way | 20 | *Quick Ship | |
| F40 ACC 605 BB Rev | Privacy | BB | Univ 2-Way | 20 | *Quick Ship | |
| F51 ACC 605 BB KA4 Rev | Entry | BB | Univ. Dual Option | 20 | *Quick Ship | |
| F170 ACC 605 BB LH | Dummy | BB | ----- | 20 | *Quick Ship | |
| F170 ACC 605 BB RH | Dummy | BB | ----- | 20 | *Quick Ship | |
| F10 ACC 620 AN Rev | Passage | AN | Univ 2-Way | 20 | B8755 | \$69.60 |
| F40 ACC 620 AN Rev | Privacy | AN | Univ 2-Way | 20 | B8756 | \$73.26 |
| F51 ACC 620 AN KA4 Rev | Entry | AN | Univ. Dual Option | 20 | B8757 | \$130.65 |
| F170 ACC 620 AN LH | Dummy | AN | ----- | 20 | B8663 | \$35.42 |
| F170 ACC 620 AN RH | Dummy | AN | ----- | 20 | B8668 | \$35.42 |
| F10 ACC 619 SN Rev | Passage | SN | Univ 2-Way | 20 | B8752 | \$69.60 |
| F40 ACC 619 SN Rev | Privacy | SN | Univ 2-Way | 20 | B8753 | \$73.26 |
| F51 ACC 619 SN KA4 Rev | Entry | SN | Univ. Dual Option | 20 | B8754 | \$130.65 |
| F170 ACC 619 SN LH | Dummy | SN | ----- | 20 | B8673 | \$35.42 |
| F170 ACC 619 SN RH | Dummy | SN | ----- | 20 | B8678 | \$35.42 |
| F10 ACC 609 AB Rev | Passage | AB | Univ 2-Way | 20 | B8749 | \$69.60 |
| F40 ACC 609 AB Rev | Privacy | AB | Univ 2-Way | 20 | B8750 | \$78.02 |
| F51 ACC 609 AB KA4 Rev | Entry | AB | Univ. Dual Option | 20 | B8751 | \$130.65 |
| F170 ACC 609 AB LH | Dummy | AB | ----- | 20 | *Quick Ship | |
| F170 ACC 609 AB RH | Dummy | AB | ----- | 20 | *Quick Ship | |
| F10 ACC 716 AGB Rev | Passage | AGB | Univ 2-Way | 20 | B8840 | \$69.60 |
| F40 ACC 716 AGB Rev | Privacy | AGB | Univ 2-Way | 20 | B8841 | \$73.26 |
| F51 ACC 716 AGB KA4 Rev | Entry | AGB | Univ. Dual Option | 20 | B8842 | \$130.65 |
| F170 ACC 716 AGB LH | Dummy (LH) | AGB | ----- | 20 | B8843 | \$35.42 |
| F170 ACC 716 AGB RH | Dummy (RH) | AGB | ----- | 20 | B8844 | \$35.42 |

*Quick Ship - Badger Three to Four Week Ship Program.

SCHLAGE LOCKSETS

All interior locks, keyed deadbolt and entry locks are 2-3/8" to 2-3/4" with 3-way latch and standard strike.



Merano (MER)



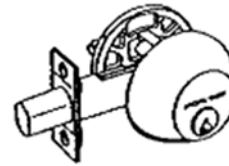
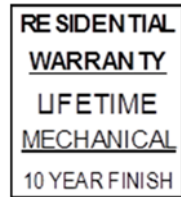
Latitude (LAT)

| Mfg. # | Function | Finish | Latch | Qty/Ctn | Prod. # | Each |
|----------------------------|----------|--------|-------------------|---------|---------|----------|
| MERANO Reversible | | | | | | |
| F10 MER 619 REV | Passage | SN | Univ 2-Way | 8 | B8616 | \$69.60 |
| F40 MER 619 REV | Privacy | SN | Univ 2-Way | 8 | B8617 | \$73.26 |
| F51 MER 619 REV | Entry | SN | Univ. Dual Option | 8 | B8619 | \$130.65 |
| F170 MER 619 LH | Dummy | SN | ----- | 20 | B8662 | \$35.42 |
| F170 MER 619 RH | Dummy | SN | ----- | 20 | B8620 | \$35.42 |
| F10 MER 622 REV | Passage | MB | Univ 2-Way | 8 | B8621 | \$69.60 |
| F40 MER 622 REV | Privacy | MB | Univ 2-Way | 8 | B8622 | \$73.26 |
| F51 MER 622 REV | Entry | MB | Univ. Dual Option | 8 | B8632 | \$130.65 |
| F170 MER 622 LH | Dummy | MB | ----- | 20 | B8665 | \$35.42 |
| F170 MER 622 RH | Dummy | MB | ----- | 20 | B8633 | \$37.53 |
| F10 MER 716 REV | Passage | AB | Univ 2-Way | 8 | B8634 | \$78.02 |
| F40 MER 716 REV | Privacy | AB | Univ 2-Way | 8 | B8635 | \$73.26 |
| F51 MER 716 REV | Entry | AB | Univ. Dual Option | 8 | B8636 | \$141.30 |
| F170 MER 716 LH | Dummy | AB | ----- | 20 | B8666 | \$37.53 |
| F170 MER 716 RH | Dummy | AB | ----- | 20 | B8637 | \$37.53 |
| LATITUDE Reversible | | | | | | |
| F10 LAT 619 REV | Passage | SN | Univ 2-Way | 8 | B8638 | \$69.60 |
| F40 LAT 619 REV | Privacy | SN | Univ 2-Way | 8 | B8640 | \$78.02 |
| F51 LAT 619 REV | Entry | SN | Univ. Dual Option | 8 | B8641 | \$130.65 |
| F170 LAT 619 LH | Dummy | SN | ----- | 20 | B8667 | \$35.42 |
| F10 LAT 622 REV | Passage | MB | Univ 2-Way | 8 | B8644 | \$69.60 |
| F40 LAT 622 REV | Privacy | MB | Univ 2-Way | 8 | B8645 | \$73.26 |
| F51 LAT 622 REV | Entry | MB | Univ. Dual Option | 8 | B8646 | \$130.65 |
| F170 LAT 622 | Dummy | MB | ----- | 20 | B8650 | \$35.42 |
| F10 LAT 716 REV | Passage | AB | Univ 2-Way | 8 | B8651 | \$69.60 |
| F40 LAT 716 REV | Privacy | AB | Univ 2-Way | 8 | B8652 | \$73.26 |
| F51 LAT 716 REV | Entry | AB | Univ. Dual Option | 8 | B8655 | \$130.65 |
| F170 LAT 716 REV | Dummy | AB | ----- | 20 | B8656 | \$37.53 |

*Quick Ship - Badger Three to Four Week Ship Program.

SCHLAGE LOCKSETS

All interior locks, keyed deadbolt and entry locks are 2-3/8" to 2-3/4" with 3-way latch and standard strike.



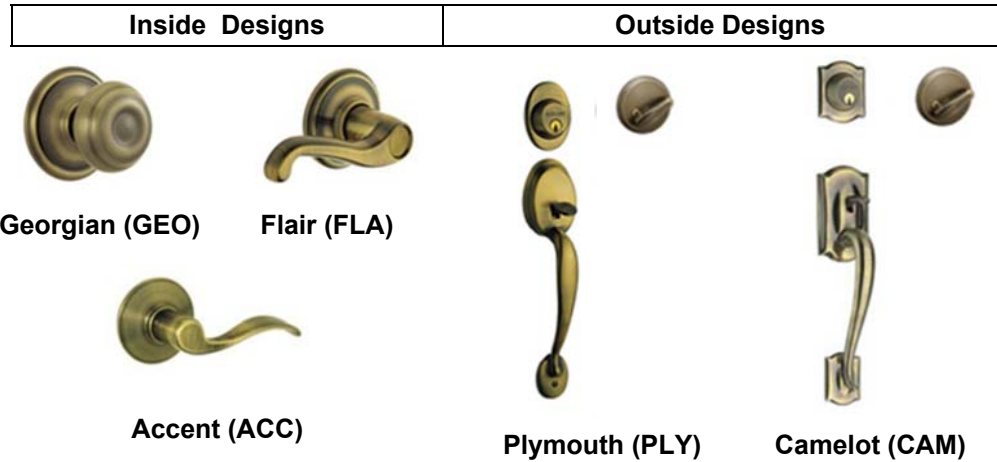
| Mfg. # | Function | Finish | Latch | Qty/Ctn | Prod. # | Each |
|----------------------------|-------------|--------|-------------------|---------|-------------|---------|
| DEADBOLTS | | | | | | |
| B60 605 BB KA4 | Single Cyl. | BB | Univ. Dual Option | 20 | B8790 | \$75.69 |
| B60 609 AB KA4 | Single Cyl. | AB | Univ. Dual Option | 20 | B8791 | \$75.69 |
| B60 620 AN KA4 | Single Cyl. | AN | Univ. Dual Option | 20 | B8794 | \$75.69 |
| B60 619 SN KA4 | Single Cyl. | SN | Univ. Dual Option | 20 | B8795 | \$75.69 |
| B60 626 SC KA4 | Single Cyl. | SC | Univ. Dual Option | 20 | *Quick Ship | |
| B60 716 AGB KA4 | Single Cyl. | AGB | Univ. Dual Option | 20 | B8849 | \$75.69 |
| B60 622 MB KA4 | Single Cyl. | MB | Univ. Dual Option | 20 | B8798 | \$75.69 |
| KEYING CHARGE: | | | Prod. # | | B0626 | \$15.74 |
| KEY BLANK: | | | Prod. # | | B0623 | \$2.60 |
| KEY CUTTING CHARGE: | | | Prod. # | | B0628 | \$8.57 |

*Quick Ship - Badger Three to Four Week Ship Program.

SCHLAGE LOCKSETS

All locks are boxed

All interior locks, keyed deadbolt and entry locks are 2-3/8" to 2-3/4" with 3-way latch and standard strike.



| Mfg. # | Function | Finish | Qty/Ctn | Prod. # | Each |
|--|----------------|--------|---------|-------------|-------------|
| ENTRY HANDLE SETS | | | | | |
| Plymouth Outside Handle: When ordering the Plymouth handle set, an inside knob or lever is required. | | | | | |
| F358 PLY 505 BB | Outside Handle | BB | 4 | *Quick Ship | |
| F358 PLY 620 AN | Outside Handle | AN | 4 | B8722 | \$213.68 |
| F358 PLY 619 SN | Outside Handle | SN | 4 | B8723 | \$213.68 |
| F358 PLY 609AB | Outside Handle | AB | 4 | B8724 | \$247.28 |
| F358 PLY 716 AGB | Outside Handle | AGB | 4 | B8847 | \$213.68 |
| Camelot Outside Handle | | | | | |
| F358 CAM 505 BB | Outside Handle | BB | 4 | *Quick Ship | |
| F358 CAM 619 SN | Outside Handle | SN | 4 | B8726 | \$240.18 |
| F358 CAM 716 AGB | Outside Handle | AGB | 4 | B8848 | \$247.28 |
| Georgian Inside Knob | | | | | |
| F359 GEO 605 BB | Inside Knob | BB | 20 | *Quick Ship | |
| F359 GEO 619 SN | Inside Knob | SN | 20 | B8738 | \$112.86 |
| F359 GEO 609 AB | Inside Knob | AB | 20 | B8737 | \$105.00 |
| Flair Inside Lever - Lefthand | | | | | |
| F359 FLA 605 BB LH | Inside Lever | BB | 20 | *Quick Ship | *Quick Ship |
| F359 FLA 619 SN LH | Inside Lever | SN | 20 | B8625 | \$141.30 |
| F359 FLA 609 AB LH | Inside Lever | AB | 20 | *Quick Ship | |
| Flair Inside Lever - Righthand | | | | | |
| F359 FLA 619 SN RH | Inside Lever | SN | 20 | B8626 | \$141.30 |
| F359 FLA 609 AB RH | Inside Lever | AB | 20 | *Quick Ship | |

*Quick Ship - Badger Three to Four Week Ship Program.

SCHLAGE LOCKSETS

All locks are boxed

All interior locks, keyed deadbolt and entry locks are 2-3/8" to 2-3/4" with 3-way latch and standard strike.

| Inside Designs | Outside Designs |
|----------------|-----------------|
|----------------|-----------------|



Orbit (ORB)



Accent (ACC)



Plymouth (PLY)



Camelot (CAM)

| Mfg. # | Function | Finish | Qty/Ctn | Prod. # | Each |
|--|--------------|--------|---------|-------------|----------|
| ENTRY HANDLE SETS | | | | | |
| Accent Inside Lever - Lefthand | | | | | |
| F359 ACC 605 BB LH | Inside Lever | BB | 8 | *Quick Ship | |
| F359 ACC 620 AN LH | Inside Lever | AN | 8 | B8664 | \$141.30 |
| F359 ACC 619 SN LH | Inside Lever | SN | 8 | B8674 | \$141.30 |
| F359 ACC 609 AB LH | Inside Lever | AB | 8 | *Quick Ship | |
| F359 ACC 716 AGB LH | Inside Lever | AGB | 8 | B8845 | \$128.21 |
| Accent Inside Lever - Righthand | | | | | |
| F359 ACC 605 BB RH | Inside Lever | BB | 8 | *Quick Ship | |
| F359 ACC 620 AN RH | Inside Lever | AN | 8 | B8669 | \$141.30 |
| F359 ACC 619 SN RH | Inside Lever | SN | 8 | B8679 | \$128.21 |
| F359 ACC 609 AB RH | Inside Lever | AB | 8 | *Quick Ship | |
| F359 ACC 716 AGB RH | Inside Lever | AGB | 8 | B8846 | \$141.74 |

*Quick Ship - Badger Three to Four Week Ship Program.

SCHLAGE LOCKSETS

All locks are boxed

All interior locks, keyed deadbolt and entry locks are 2-3/8" to 2-3/4" with 3-way latch and standard strike.



Addison (ADD)

| Mfg. # | Function | Finish | Qty/Ctn | Prod. # | Each |
|-------------------------------|----------------|--------|---------|---------|----------|
| ENTRY HANDLE SETS | | | | | |
| Addison Outside Handle | | | | | |
| F58 ADD 619 | Outside Handle | SN | 4 | B8657 | \$247.28 |
| F58 ADD 622 | Outside Handle | MB | 4 | B8660 | \$247.28 |
| F58 ADD 716 | Outside Handle | AB | 4 | B8661 | \$246.74 |

SCHLAGE COMMERCIAL LOCKSETS

| | | |
|----------------------|---|--|
| | Tulip | Saturn |
| Latch Codes: | 11-116 2-3/4" BS Spring Latch | 11-096 2-3/4" BS Dead Latch |
| Strike Codes: | 10-001 1-1/8" x 2-3/4" T-Strike | 10-025 1-1/4" x 4-7/8" ANSI Strike |



Saturn (SAT)

| Mfg. # | Function | Finish | Latch / Strike | Qty/Ctn | Prod. # | Each |
|-------------------|-----------|--------|-----------------|---------|-------------|----------|
| SATURN | | | | | | |
| AL10S SAT 626 SC | Passage | SC | 11-116 / 10-025 | 6 | B8854 | \$245.81 |
| AL40S SAT 626 SC | Privacy | SC | 11-116 / 10-025 | 6 | *Quick Ship | |
| AL53PD SAT 626 SC | Entry | SC | 11-096 / 10-025 | 6 | B8856 | \$356.07 |
| AL80PD SAT 626 SC | Storeroom | SC | 11-096 / 10-025 | 6 | *Quick Ship | |

*Quick Ship - Badger Three to Four Week Ship Program.

Residential Electronics

Ships pre-programmed with random 6 digit programming code and 2 random 4 digit user codes. 19 user code capacity.

Fits standard 2 1/8" door prep. No other holes needed. Installs with just a screwdriver.

Mechanical key override which can be re-keyed to match existing house key.

Blue LED's illuminate the keypad on demand. Keypad numbers are imbedded into the silicone rubber, creating wear resistant buttons.

Warning code sounds after 4 incorrect codes entered and lock disables for 30 seconds.

9-volt alkaline battery included. 3 year average life. Low battery indicator.

Field reversible levers (where applicable). Locks available in both Plymouth and Camelot escutcheon designs.

FE595 FLEX LOCK



| Homeowners can adjust inside thumb turn to keep their door locked or unlocked. | | | | |
|---|---------------|---------|-------------|----------|
| It can be set to work as a passage (F10) or a storeroom (F80) function. | | | | |
| Mfg. # | Finish | Qty/Ctn | Prod. # | Each |
| PLYMOUTH x FLAIR | | | | |
| FE595 PLY 505 FLA | Bright Brass | 6 | *Quick Ship | |
| FE595 PLY 619 FLA | Satin Nickel | 6 | B8902 | \$321.84 |
| CAMELOT x ACCENT | | | | |
| FE595 CAM 505 ACC | Bright Brass | 6 | *Quick Ship | |
| FE595 CAM 619 ACC | Satin Nickel | 6 | B8912 | \$321.84 |
| FE595 CAM 716 ACC | Aged Bronze | 6 | B8913 | \$321.84 |
| To Lock, simply push the Schlage button on the keypad and turn the exterior cylinder. | | | | |
| To unlock, simply enter your 4 digit code and turn the exterior cylinder. | | | | |
| Mfg. # | Finish | Qty/Ctn | Prod. # | Each |
| PLYMOUTH | | | | |
| BE365 PLY 505 | Bright Brass | 6 | *Quick Ship | |
| BE365 PLY 609 | Antique Brass | 6 | B8921 | \$295.56 |
| BE365 PLY 619 | Satin Nickel | 6 | B8922 | \$295.56 |
| BE365 PLY 716 | Aged Bronze | 6 | B8923 | \$295.56 |
| CAMELOT | | | | |
| BE365 CAM 505 | Bright Brass | 6 | *Quick Ship | |
| BE365 CAM 619 | Satin Nickel | 6 | B8932 | \$315.27 |
| BE365 CAM 716 | Aged Bronze | 6 | B8933 | \$315.27 |

BE365 DEADBOLT



*Quick Ship - Badger Three to Four Week Ship Program.



LOCKSETS & DEADBOLTS

All Locks are boxed. Standard adjustable backset 2-3/8" or 2-3/4".



CORONA (CNA)



STRATUS (STR)



JD60

| Mfg. # | Function | Finish | Latch | Qty/Ctn | Prod. # | Each |
|------------------|-----------------|--------|---------------|---------|----------|-------------|
| STRATUS | | | | | | |
| J10 STR 605 BB | Passage | BB | Dual Option | 24 | LK0001 | *Quick Ship |
| J40 STR 605 BB | Privacy | BB | Dual Option | 24 | LK0002 | *Quick Ship |
| J54 STR 605 BB | Entry | BB | Triple Option | 24 | LK0003 | *Quick Ship |
| J170 STR 605 BB | Dummy | BB | - - - | 50 | LK0004 | *Quick Ship |
| J10 STR 619 SN | Passage | SN | Dual Option | 24 | LK0005 | \$30.18 |
| J40 STR 619 SN | Privacy | SN | Dual Option | 24 | LK0006 | \$33.47 |
| J54 STR 619 SN | Entry | SN | Triple Option | 24 | LK0007 | \$45.51 |
| J170 STR 619 SN | Dummy | SN | - - - | 50 | LK0008 | \$14.73 |
| J10 STR 716 AGB | Passage | AGB | Dual Option | 24 | LK0009 | *Quick Ship |
| J40 STR 716 AGB | Privacy | AGB | Dual Option | 24 | LK0010 | *Quick Ship |
| J54 STR 716 AGB | Entry | AGB | Triple Option | 24 | LK0011 | *Quick Ship |
| J170 STR 716 AGB | Dummy | AGB | - - - | 50 | LK0012 | *Quick Ship |
| CORONA | | | | | | |
| J10 CNA 605 BB | Passage | BB | Dual Option | 24 | LK0013 | *Quick Ship |
| J40 CNA 605 BB | Privacy | BB | Dual Option | 24 | LK0014 | *Quick Ship |
| J54 CNA 605 BB | Entry | BB | Triple Option | 24 | LK0015 | *Quick Ship |
| J170 CNA 605 BB | Dummy | BB | - - - | 50 | LK0016 | *Quick Ship |
| J10 CNA 609 AB | Passage | AB | Dual Option | 24 | LK0017 | *Quick Ship |
| J40 CNA 609 AB | Privacy | AB | Dual Option | 24 | LK0018 | *Quick Ship |
| J54 CNA 609 AB | Entry | AB | Triple Option | 24 | LK0019 | *Quick Ship |
| J170 CNA 609 AB | Dummy | AB | - - - | 50 | LK0020 | *Quick Ship |
| J10 CNA 619 SN | Passage | SN | Dual Option | 24 | LK0021 | *Quick Ship |
| J40 CNA 619 SN | Privacy | SN | Dual Option | 24 | LK0022 | *Quick Ship |
| J54 CNA 619 SN | Entry | SN | Triple Option | 24 | LK0023 | *Quick Ship |
| J170 CNA 619 SN | Dummy | SN | - - - | 50 | LK0024 | *Quick Ship |
| J10 CNA 716 AGB | Passage | AGB | Dual Option | 24 | LK0025 | *Quick Ship |
| J40 CNA 716 AGB | Privacy | AGB | Dual Option | 24 | LK0026 | *Quick Ship |
| J54 CNA 716 AGB | Entry | AGB | Triple Option | 24 | LK0027 | *Quick Ship |
| J170 CNA 716 AGB | Dummy | AGB | - - - | 50 | LK0028 | *Quick Ship |
| DEADBOLTS | | | | | | |
| JD60 605 BB KA4 | Single Cylinder | BB | Triple Option | 24 | LK0090-P | *Quick Ship |
| JD60 619 SN KA4 | Single Cylinder | SN | Triple Option | 24 | LK0092-P | *Quick Ship |
| JD60 716 AGB KA4 | Single Cylinder | AGB | Triple Option | 24 | LK0093-P | *Quick Ship |

*Quick Ship - Badger Three to Four Week Ship Program.



LOCKSETS

All Locks are boxed. Standard adjustable backset 2-3/8" or 2-3/4".



TORINO (TOR)



SEVILLE (SEV)

| Mfg. # | Function | Finish | Latch | Qty/Ctn | Prod. # | Each |
|---------------------|------------|--------|---------------|---------|---------|-------------|
| SEVILLE | | | | | | |
| J10 SEV 605 BB | Passage | BB | Dual Option | 24 | LK0029 | *Quick Ship |
| J40 SEV 605 BB | Privacy | BB | Dual Option | 24 | LK0030 | *Quick Ship |
| J54 SEV 605 BB | Entry | BB | Triple Option | 24 | LK0031 | *Quick Ship |
| J170 SEV 605 BB LH | Dummy | BB | --- | 50 | LK0032 | *Quick Ship |
| J170 SEV 605 BB RH | Dummy | BB | --- | 50 | LK0033 | *Quick Ship |
| J10 SEV 619 SN | Passage | SN | Dual Option | 24 | LK0034 | *Quick Ship |
| J40 SEV 619 SN | Privacy | SN | Dual Option | 24 | LK0035 | *Quick Ship |
| J54 SEV 619 SN | Entry | SN | Triple Option | 24 | LK0036 | *Quick Ship |
| J170 SEV 619 SN LH | Dummy - LH | SN | --- | 50 | LK0037 | *Quick Ship |
| J170 SEV 619 SN RH | Dummy - RH | SN | --- | 50 | LK0038 | *Quick Ship |
| J10 SEV 716 AGB | Passage | AGB | Dual Option | 24 | LK0039 | *Quick Ship |
| J40 SEV 716 AGB | Privacy | AGB | Dual Option | 24 | LK0040 | *Quick Ship |
| J54 SEV 716 AGB | Entry | AGB | Triple Option | 24 | LK0041 | *Quick Ship |
| J170 SEV 716 AGB LH | Dummy - LH | AGB | --- | 50 | LK0042 | *Quick Ship |
| J170 SEV 716 AGB RH | Dummy - RH | AGB | --- | 50 | LK0043 | *Quick Ship |
| TORINO | | | | | | |
| J10 TOR 605 BB | Passage | BB | Dual Option | 24 | LK0044 | *Quick Ship |
| J40 TOR 605 BB | Privacy | BB | Dual Option | 24 | LK0045 | *Quick Ship |
| J54 TOR 605 BB | Entry | BB | Triple Option | 24 | LK0046 | *Quick Ship |
| J170 TOR 605 BB | Dummy | BB | --- | 50 | LK0047 | *Quick Ship |
| J10 TOR 609 AB | Passage | AB | Dual Option | 24 | LK0048 | *Quick Ship |
| J40 TOR 609 AB | Privacy | AB | Dual Option | 24 | LK0049 | *Quick Ship |
| J54 TOR 609 AB | Entry | AB | Triple Option | 24 | LK0050 | *Quick Ship |
| J170 TOR 609 AB | Dummy | AB | --- | 50 | LK0051 | *Quick Ship |
| J10 TOR 619 SN | Passage | SN | Dual Option | 24 | LK0052 | *Quick Ship |
| J40 TOR 619 SN | Privacy | SN | Dual Option | 24 | LK0053 | *Quick Ship |
| J54 TOR 619 SN | Entry | SN | Triple Option | 24 | LK0054 | *Quick Ship |
| J170 TOR 619 SN | Dummy | SN | --- | 50 | LK0055 | *Quick Ship |
| J10 TOR 716 AGB | Passage | AGB | Dual Option | 24 | LK0056 | *Quick Ship |
| J40 TOR 716 AGB | Privacy | AGB | Dual Option | 24 | LK0057 | *Quick Ship |
| J54 TOR 716 AGB | Entry | AGB | Triple Option | 24 | LK0058 | *Quick Ship |
| J170 TOR 716 AGB | Dummy | AGB | --- | 50 | LK0059 | *Quick Ship |

*Quick Ship - Badger Three to Four Week Ship Program.



LOCKSETS

All Locks are boxed. Standard adjustable backset 2-3/8" or 2-3/4".

INSIDE DESIGNS

OUTSIDE DESIGNS

WARRANTY

Lifetime Mechanical
5-Year Finish



CORONA (CNA)



STRATUS (STR)



TORINO (TOR)



SEVILLE (SEV)



BARCELONA
(BAR)



PARIS
(PRS)

| Mfg. # | Function | Finish | Qty/Ctn | Prod. # | Each |
|---|----------------|--------|---------|---------|-------------|
| BARCELONA | | | | | |
| JH58 BAR 605 BB | Outside Handle | BB | 4 | LK0100 | *Quick Ship |
| JH58 BAR 609 AB | Outside Handle | AB | 4 | LK0101 | *Quick Ship |
| JH58 BAR 716 AGB | Outside Handle | AGB | 4 | LK0103 | *Quick Ship |
| PARIS | | | | | |
| JH58 PRS 605 BB | Outside Handle | BB | 4 | LK0104 | *Quick Ship |
| JH58 PRS 609 AB | Outside Handle | AB | 4 | LK0105 | *Quick Ship |
| JH58 PRS 619 SN | Outside Handle | SN | 4 | LK0106 | *Quick Ship |
| JH58 PRS 716 AGB | Outside Handle | AGB | 4 | LK0107 | *Quick Ship |
| Corona - Inside Knob | | | | | |
| JH59 CNA 605 BB | Inside Knob | BB | 24 | LK0108 | *Quick Ship |
| JH59 CNA 609 AB | Inside Knob | AB | 24 | LK0109 | *Quick Ship |
| JH59 CNA 619 SN | Inside Knob | SN | 24 | LK0110 | *Quick Ship |
| JH59 CNA 716 AGB | Inside Knob | AGB | 24 | LK0111 | *Quick Ship |
| Stratus - Inside Knob | | | | | |
| JH59 STR 605 BB | Inside Knob | BB | 24 | LK0112 | *Quick Ship |
| JH59 STR 716 AGB | Inside Knob | AGB | 24 | LK0114 | *Quick Ship |
| Torino - Inside Knob | | | | | |
| JH59 TOR 605 BB | Inside Lever | BB | 24 | LK0115 | *Quick Ship |
| JH59 TOR 609 AB | Inside Lever | AB | 24 | LK0116 | *Quick Ship |
| JH59 TOR 619 SN | Inside Lever | SN | 24 | LK0117 | *Quick Ship |
| JH59 TOR 716 AGB | Inside Lever | AGB | 24 | LK0118 | *Quick Ship |
| Seville - Inside Lever - Lefthand | | | | | |
| JH59 SEV 605 BB LH | Inside Lever | BB | 24 | LK0119 | *Quick Ship |
| JH59 SEV 619 SN LH | Inside Lever | SN | 24 | LK0120 | *Quick Ship |
| JH59 SEV 716 AGB LH | Inside Lever | AGB | 24 | LK0121 | *Quick Ship |
| Seville - Inside Lever - Righthand | | | | | |
| JH59 SEV 605 BB RH | Inside Lever | BB | 24 | LK0122 | *Quick Ship |
| JH59 SEV 619 SN RH | Inside Lever | SN | 24 | LK0123 | *Quick Ship |
| JH59 SEV 716 AGB RH | Inside Lever | AGB | 24 | LK0124 | *Quick Ship |

*Quick Ship - Badger Three to Four Week Ship Program.

INSTALLATION SPECIFICATIONS

| Description | Page |
|--------------------------------------|-------------|
| Installation Instructions | |
| Newel Post & Rail Fasteners | IM-W-2-3 |
| Rough Opening Specs | |
| Single & Double Doors | IM-W-4 |
| Bifold Doors | IM-W-5 |
| Bypass Doors | IM-W-6 |
| Pocket Doors | IM-W-6 |
| Door Handing Specs | IM-W-7 |
| Badger Standard Machining | IM-W-8 |
| Door Care & Handling Tips | IM-W-9 |
| Custom Specs Order Form | IM-W-10 |



Prices and specifications are subject to change without notice.



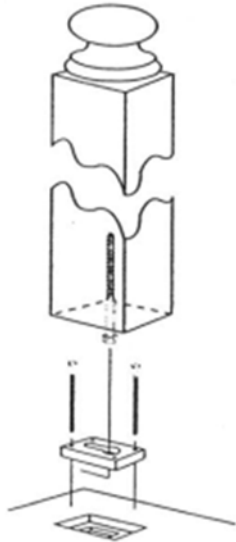
INSTALLATION INSTRUCTIONS

- - - Newel Post & Rail Fasteners - - -

KeyLOCK™

(Prod. # ST1-1122 - Mfg. No. 6283)

Use on finished floor surfaces, stairs, ceramic tile and concrete.



1. **Newel Post Location:** Place newel post in desired location where adequate backing is available. Draw a line around base of post. Set KeyLOCK plate in center of drawing and mark plate for inletting.

New Construction: To provide adequate bracing on a stair tread, install 2x6's between stair jacks and finish as usual.

Remodeling: If adequate backing is not available, inlet plate in bottom of newel post and insert lag bolt in stair stringer.

2. **Install Plate:** Inlet plate 1/16" below finished surface (stair tread, nosing, etc.) with a router or chisel. Chisel out keyhole hole area 1/4" to 3/8" deeper and wide enough for lag bolt head to slide freely. Insert plate and fasten with four screws. If surface is cupped or warped, belt sand to provide a flat surface.

3. **Install Lag Bolt:** Cut newel post to desired length. Plumb the post by cutting the post base at angle to accomodate un-level surface. Drill a 1/4" or 5/16" pilot hole by 4" deep in the bottom center of post. With a 9/16" wrench, screw lag bolt into post to within 1/2" of lag bolt head. Wax lag threads for ease of installation. **Optional:** Lag bolt may be installed up to 1/2" off center in bottom of newel post.

4. **Install Newel Post:** Insert lag bolt head into KeyLOCK plate. With a hammer and block of wood (to protect post) drive base of newel post towards opposite end. As the lag bolt slides down the tapered slot, the post will tighten. If the KeyLOCK plate shows on either side, the lag bolt needs to be loosened or tightened to conceal the KeyLOCK plate.

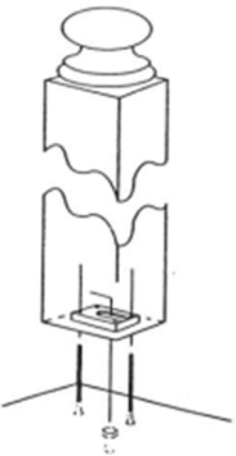
5. **Ceramic Tile Installation:** Inlet plate in bottom of newel post and screw lag bolt into the floor following the above directions. **Important** - Before drilling 1/4" pilot hole in floor for the lag bolt, drill a 1/2" diameter clearance hole through ceramic tile.

Concrete Installation: Inlet plate in bottom of newel post by following the above directions.

Optional: A 3/8" concrete anchor may be substituted for lag bolt in concrete.

6. **Other Uses:** Use the KeyLOCK fastener for securely joining surfaces when a strong, flush or removable installation is needed, ie; Mantels, railings, mailboxes, cabinets, signs, furniture, walls etc.

TOOLS NEEDED: Electric drill with 1/4" or 5/16" and 1/8" or 3/16" wood drill bits.
Wood chisel or router, hammer and phillips screwdriver.



INSTALLATION INSTRUCTIONS

- - - Newel Post & Rail Fasteners - - -

SurfaceLOCK™

(Prod. # ST1-1133 - Mfg. No. 6285)

The SurfaceLOCK newel post fastener is quick and easy to install.

Optional center screw for extra strength.

1. **Mount Plate On Newel Post:** Drill 1" diameter hole by 1/4" deep in bottom center of newel post. Position plate on bottom of newel post. Drill four 1/16" pilot holes, fasten plate to newel post with screws. Wax screw threads for ease of installation.

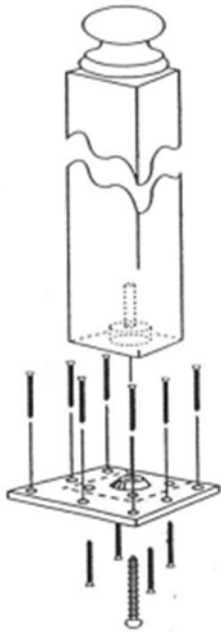
Optional Center Screw: Recommended for extra strength. In center of 1" hole, drill pilot hole 1/16" by 2" deep. Insert screw through recess in plate and fasten to newel post.

2. **Newel Post Location:** Position plate, mounted on newel post, at desired location. Fasten to surface with 7 screws. To plumb, place shims as needed under plate.

Newel post location requires adequate backing to fasten screws. Additional holes may be drilled in place for universal applications.

3. **Conceal Metal Plate:** Install carpet or floor covering.

TOOLS NEEDED: Electric drill with 1/16" and 1" wood drill bits, and phillips screwdriver.



MiniLOCK™

(Prod. # ST1-1136 - Mfg. No. 6287)

The MiniLOCK for rail-to-post attachment is fully concealable.

1. **Install MiniLOCK Plate:** Inlet plate 1/16" below the surface. In center end of handrail or post drill a 1-1/4" diameter hole by approximately 3/16" deep. In center of 1-1/4" diameter hole drill a 5/8" hole by approximately 3/16" deep to allow screw head to slide down the tapered slot. Insert plate and secure with 2 screws.
2. **Install Center Screw:** At proper height and angle on post or handrail, drill a 1/16" pilot hole and thread screw to within approximately 1/4" of screw head.
3. **Attachment:** Insert screw head into MiniLOCK plate and apply downward pressure. As the screw head slides down the tapered slot, the rail will tighten. Use a block of wood (to protect rail) and tap rail with hammer to securely tighten. **Note:** Screw head may need to be adjusted by turning in or out for proper alignment.

TOOLS NEEDED: Electric drill with 1/16", 5/8" and 1-1/4" wood drill bits, phillips screwdriver and hammer.

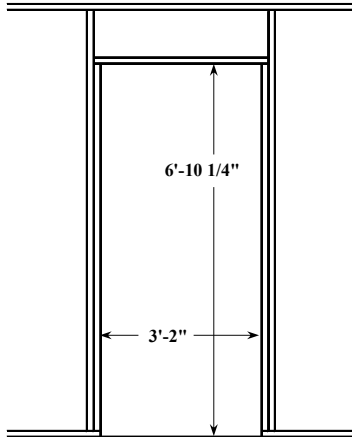
OTHER USES: Use the MiniLOCK for securely joining surfaces when a flush or removable installation is needed, ie; Mirrors, picture frames, shelves and furniture.



STANDARD PREHUNG SPECIFICATIONS

Standard Unit Height (Inc. Jamb) = 81-3/4"

SINGLE DOOR SIZES



STANDARD DOOR ROUGH OPENINGS FOR HOLLOW CORE, SOLID CORE & PRIMED HARDBOARD DOORS

Standard R.O. Width = Door Width + 2"

Standard R.O. Height = Door Height + 2-1/4"

| | | |
|----------|---|---------------------|
| 3-0 Door | = | 3' 2" x 6' 10-1/4" |
| 2-8 Door | = | 2' 10" x 6' 10-1/4" |
| 2-6 Door | = | 2' 8" x 6' 10-1/4" |
| 2-4 Door | = | 2' 6" x 6' 10-1/4" |
| 2-0 Door | = | 2' 2" x 6' 10-1/4" |

FOR UNIT SIZE ADD:

WIDTH = Door Size plus 1-3/4" (+/-)

HEIGHT = Door Size plus 1-3/4"

FULL & SQUARE DOOR ROUGH OPENINGS FOR PANELED OR GLASS DOORS

Standard R.O. Width = Door Width + 2-1/4"

Standard R.O. Height = Door Height + 2-1/4"


| | | |
|----------|---|-------------------------|
| 1-6 Door | = | 1' 8-1/4" x 6' 10-1/4" |
| 3-0 Door | = | 3' 2-1/4" x 6' 10-1/4" |
| 2-8 Door | = | 2' 10-1/4" x 6' 10-1/4" |
| 2-6 Door | = | 2' 8-1/4" x 6' 10-1/4" |
| 2-4 Door | = | 2' 6-1/4" x 6' 10-1/4" |
| 2-0 Door | = | 2' 2-1/4" x 6' 10-1/4" |
| 1-6 Door | = | 1' 8-1/4" x 6' 10-1/4" |

FOR UNIT SIZE ADD:

WIDTH = Door Size plus 1-3/4" (+/-)

HEIGHT = Door Size plus 1-3/4"

DOUBLE DOOR SIZES



STANDARD DOUBLE DOOR ROUGH OPENINGS FOR HOLLOW CORE, SOLID CORE & PRIMED HARDBOARD DOORS

Standard R.O. Width = Door Width + 2"

Add 5/8" to R.O. Width for Door with Astragal

Standard R.O. Height = Door Height + 2-1/4"

| <u>Unit Size</u> | <u>w/Astragal</u> | <u>w/o Astragal</u> |
|------------------|-------------------|---------------------|
| 2 - 3/0 (6/0) | 74-5/8" | 74" |
| 2 - 2/8 (5/4) | 66-5/8" | 66" |
| 2 - 2/6 (5/0) | 62-5/8" | 62" |
| 2 - 2/4 (4/8) | 58-5/8" | 58" |
| 2 - 2/0 (4/0) | 50-5/8" | 50" |

FULL & SQUARE DOUBLE DOOR ROUGH OPENINGS FOR PANELED OR GLASS DOORS

Standard R.O. Width = Door Width + 2-1/4"

Add 5/8" to R.O. Width for Door with Astragal

Standard R.O. Height = Door Height + 2-1/4"

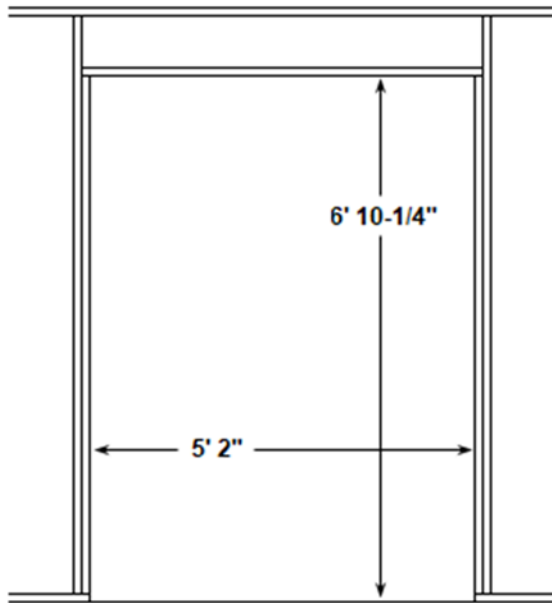
| <u>Unit Size</u> | <u>w/Astragal</u> | <u>w/o Astragal</u> |
|------------------|-------------------|---------------------|
| 2 - 3/0 (6/0) | 74-7/8" | 74-1/4" |
| 2 - 2/8 (5/4) | 66-7/8" | 66-1/4" |
| 2 - 2/6 (5/0) | 62-7/8" | 62-1/4" |
| 2 - 2/4 (4/8) | 58-7/8" | 58-1/4" |
| 2 - 2/0 (4/0) | 50-7/8" | 50-1/4" |

***Note:** The unit width may vary due to door slab width variances from manufacturer.

STANDARD BIFOLD DOOR SPECIFICATIONS

BIFOLD DOOR HARDWARE

1800 Series, Johnson, use with, Hollow Core Bifolds
1700 Series, Johnson, use with, wood panel Bifolds
111FD Series, Johnson, use with S/C and S/C Hardboard



STANDARD R.O. FOR 5-0 BIFOLD

Standard R.O. Width = Door Width + 2"
Standard R.O. Height = Door Height** + 3-1/4"

STANDARD BIFOLD OPENINGS

| | <u>Rough Opening</u> | <u>Finished Opening</u> |
|-------------|----------------------|-------------------------|
| 6-0 Bifold: | 6' 2" X 6' 10-1/4" | 6' 0" X 6' 9" |
| 5-0 Bifold: | 5' 2" X 6' 10-1/4" | 5' 0" X 6' 9" |
| 4-0 Bifold: | 4' 2" X 6' 10-1/4" | 4' 0" X 6' 9" |
| 3-0 Bifold: | 3' 2" X 6' 10-1/4" | 3' 0" X 6' 9" |
| 2-6 Bifold: | 2' 8" X 6' 10-1/4" | 2' 6" X 6' 9" |
| 2-0 Bifold: | 2' 2" X 6' 10-1/4" | 2' 0" X 6' 9" |

STANDARD BIFOLD DOOR SIZES

| | |
|------------|---------|
| 6-0 Bifold | 71" |
| 5-0 Bifold | 59" |
| 4-0 Bifold | 47" |
| 3-0 Bifold | 35-1/2" |
| 2-6 Bifold | 29-1/2" |
| 2-0 Bifold | 23-1/2" |

STANDARD BIFOLD DOOR HEIGHT

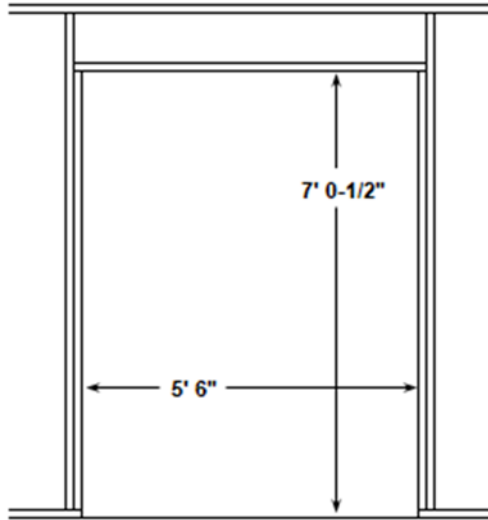
H/C & Wood Panel using 1800 or 1700 Hdwe = 79"
S/C Flush & S/C Hardboard 111FD = 78-1/4"

****NOTE:** The actual height of a bifold door is undercut to allow for track & hardware.

Bifolds with 1800 or 1700 hardware are undercut 1" (ie: 6'8" = 6'7")

Bifolds with 111FD hardware are undercut 1-3/4" (6'8" = 6'6-1/4")

STANDARD POCKET DOOR SPECIFICATIONS



STANDARD R.O. FOR 2-8 POCKET DOOR FRAME

Standard R.O. Width = Door Width X 2 + 2"

Standard R.O. Height = Door Height + 4-1/2"

FOR DOUBLE POCKET DOOR

R.O. Width = Door Width X 4 + 1-1/2"

STANDARD POCKET DOOR R.O. for 1-3/8" thick doors without raised molding

| | | |
|------------|---|--------------------|
| 3-0 Pocket | = | 6' 2" X 7' 0-1/2" |
| 2-8 Pocket | = | 5' 6" X 7' 0-1/2" |
| 2-6 Pocket | = | 5' 2" X 7' 0-1/2" |
| 2-4 Pocket | = | 4' 10" X 7' 0-1/2" |
| 2-0 Pocket | = | 4' 2" X 7' 0-1/2" |

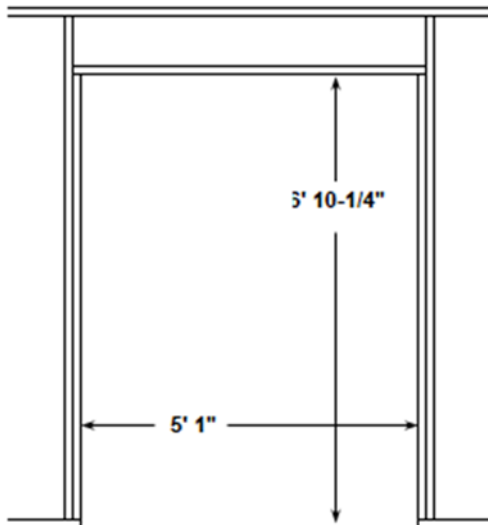
CUSTOM SIZE POCKET FRAME

Any 1-3/8" doors with raised moulding OR any door thicker than 1-3/8" will require a custom size pocket frame.

Please Note: This will require wall to be thicker than standard 2 x 4 to accept custom size frame.

>>>> **Call for Pricing** <<<<

STANDARD BIPASS DOOR SPECIFICATIONS



STANDARD R.O. FOR 5-0 BIPASS

Standard R.O. Width = Door Width + 1"

Standard R.O. Height = Door Height + 2-1/4"

** Based on special order or Badger cut down door height.
To use 80" door height adjust accordingly based on track used.

** STANDARD BIPASS OPENINGS

| | <u>Rough Opening</u> | <u>Finished Opening</u> |
|-------------|----------------------|-------------------------|
| 6-0 Bypass: | 6' 1" X 6' 10-1/4" | 5' 11" X 6' 9" |
| 5-4 Bypass: | 5' 5" X 6' 10-1/4" | 5' 3" X 6' 9" |
| 5-0 Bypass: | 5' 1" X 6' 10-1/4" | 4' 11" X 6' 9" |
| 4-8 Bypass: | 4' 9" X 6' 10-1/4" | 4' 7" X 6' 9" |
| 4-0 Bypass: | 4' 1" X 6' 10-1/4" | 3' 11" X 6' 9" |

STANDARD BIPASS TRACK LENGTH

| | |
|------------------------|-----|
| 6-0 Bypass (2 - 3/0) | 71" |
| 5-4 Bypass (2 - 2/8) | 63" |
| 5-0 Bypass (2 - 2/6) | 59" |
| 4-8 Bypass (2 - 2/4) | 54" |
| 4-0 Bypass (2 - 2/0) | 47" |

BIPASS DOOR HEIGHT

Door Height for 1166 Track = 79-1/4"


Door Height for 138F & 134F Track = 78-5/8"

(With track mounted to head jamb w/81" jamb sides.)

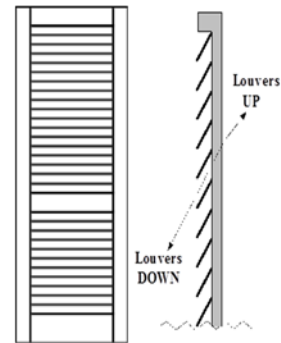
***Badger will cut down, upon request, but this will void Manufacturer's Warranty.**

IDLDRUCUT: See Labor Options (Sec. T)


INTERIOR DOOR HANDING SPECIFICATIONS




Viewed from
Raised/Textured Side



Specify if Louvers are
up or down, as viewed
from swing choice below.



In the above diagram, you are standing on the
Stop Side of Door



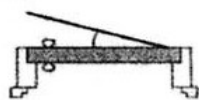
In the above diagram, you are standing on the
Hinge Pin Side of Door

TO DETERMINE DOOR HANDING

Review the diagrams above and circle the option below that matches your specifications.



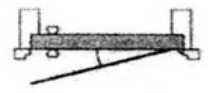
LH



RH



RH



LH



Double Door with Left Fixed, Right Active



Double Door with Left Active, Right Fixed



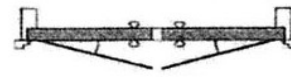
Double Door with Left Active, Right Fixed



Double Door with Left Fixed, Right Active

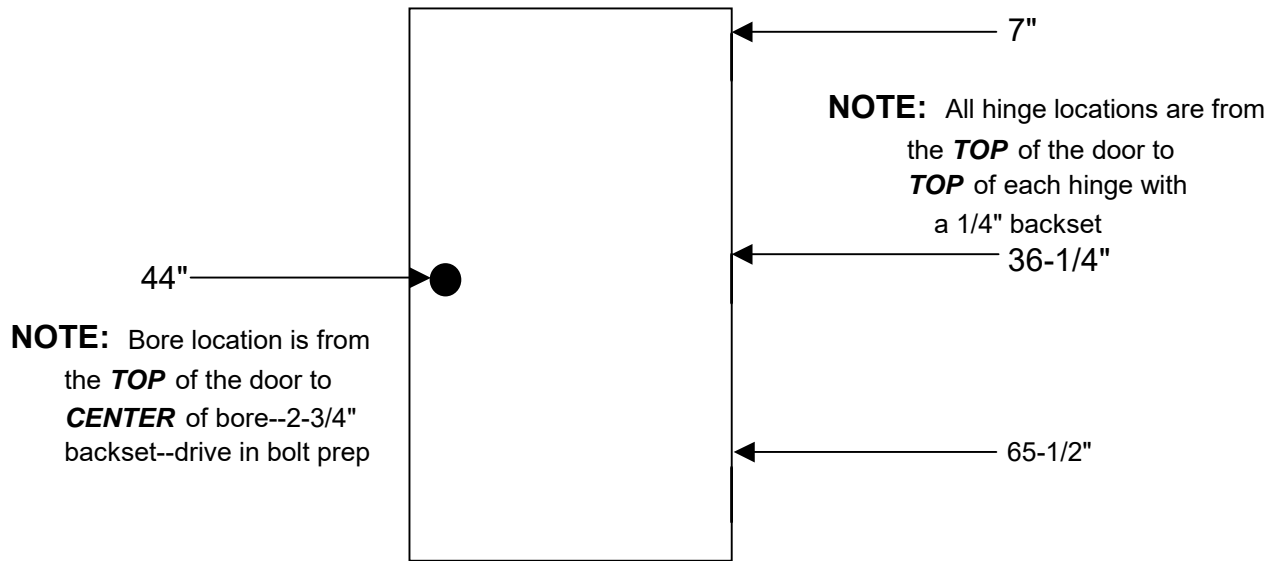


Double Door with Both Active



Double Door with Both Active

Standard Badger Machining Specs



Custom Hinge placement is available


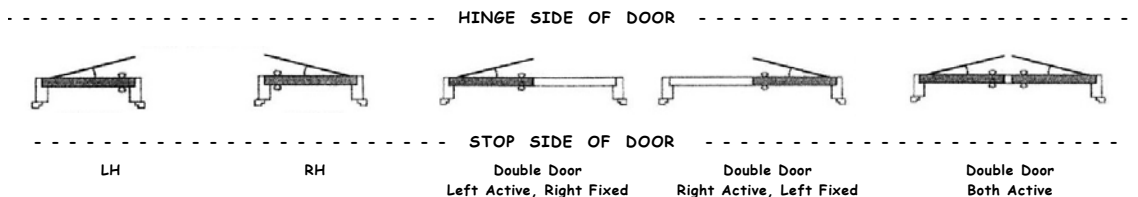
Deadbolt bore available upon request

2-3/8" backset available upon request

Mortise edge prep (square & radius corner) available upon request


*****Please allow 1/16" variance in placement locations on non-custom doors*****

Swing Options



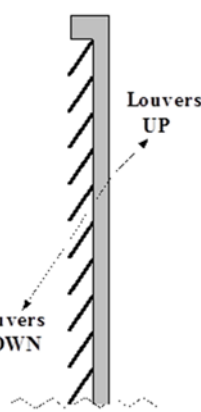
Raised/Textured Glass Doors:

Must specify which side the raised/textured glass is on, stop side or hinge side



Louvered Doors:

Must specify which side the louvers face down, stop side or hinge side.



Glass Pantry Doors:

Must specify which side "Pantry" is read, stop side or hinge side.

DOOR CARE & HANDLING TIPS

We at Badger believe in producing a product that is built like a piece of furniture and will last a lifetime. To have the look of a finished piece of furniture it has to be prepared and finished properly, so please note the installation and finishing instructions below.

Raw Door Notes:

IMPORTANT NOTE

Do not store or install doors on the jobsite before plaster and concrete work is dry. Excessive moisture or dryness in the air can cause damage to the product. All edges and faces - including the top and bottom - must be finished immediately after installation or the warranty will be voided.

Care and Handling Tips Prior to Installation

- ✓ Do not deliver until jobsite is free of dampness caused by plastering, etc.
- ✓ Store all doors flat on a level surface in a dry, well ventilated environment. Allow air circulation, but cover doors to keep clean.
- ✓ Do not drag doors across each other or across other surfaces. Including belt buckles and rivets on jeans.
- ✓ Handle doors with clean gloves.
- ✓ Inspect doors upon receipt. Remove handling marks and/or effects of moisture and sunlight exposure by lightly sanding all surfaces with 180 grit sandpaper.
- ✓ Remove all dust and foreign matter from door using a damp cloth.
- ✓ Acclimate doors to the environment before finishing or installing - usually 36 to 48 hours.
- ✓ Never leave raw doors at the installation site for extended time periods.

General Finishing Instructions

- ✓ All surfaces must be carefully finish sanded, sanding in the direction of the grain using 180 grit sandpaper.
- ✓ Using high quality finishes, tools and natural bristle brushes give superior performance.
- ✓ Lightly sand doors between finish coats.
- ✓ All finishes should be applied in a warm, dry room with good ventilation over 60°F and ***not in direct sunlight***.
- ✓ All surfaces of the door, including the top and bottom, must be finished to seal off moisture. Failure to do so will void the warranty.
- ✓ Always follow the Finish Manufacturer's product instructions.

Special Tips

- ✓ Stains - allow 24 hours to dry. Water-based stains are not recommended as they can cause some species to turn black in spots and may cause lifting of the veneers.
- ✓ Polyurethane - allow to dry between coats.
- a In general, semi-gloss and satin finishes do not show flaws in the finish as readily as a gloss finish, and generally provide a warmer feel than a gloss finish.



REPLACEMENT DOOR ORDER FORM

Please fill in door information in each numbered section below. Send signed and dated copy to Badger's millwork office.

dealer name _____ date _____

city _____ state _____ dealer contact _____

phone number _____ fax _____ signature _____

sales order# _____ PO# _____ job/location _____

1. DOOR SPECS

order quantity _____

species _____

size (WxH) _____

thickness _____

wide side bevel size _____



2. DOOR STYLE

flush _____ HC _____ SC _____

flat panel # of panels _____ panel style: shaker _____ sticking _____

raised panel # of panels _____ panel style _____

double hip panel # of panels _____ panel style _____

molded panel smooth _____ textured _____

of panels _____ panel style _____

3. FINISH

raw _____ standard color _____ custom color PF# _____

4. HANDLING

circle option



5. MACHINING SPECS

hinge size: 3-1/2" _____ 4" _____ 4-1/2" _____

hinge radius: 1/4" _____ 5/8" _____ square _____

face bore: 2-1/8" standard _____ no bore _____

backset: 2-3/4" standard _____ 2-3/8" _____

edge bore: drive-in standard _____ mortise _____

door edge prep: no _____ yes _____ size _____ sq _____ rc _____

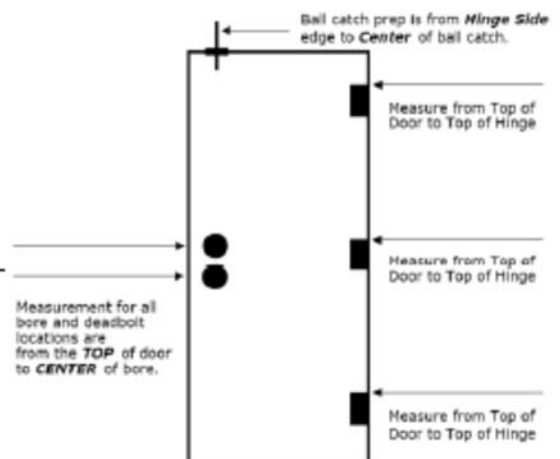
lockset brand _____

deadbolt bore: 2-1/8" standard _____ other _____

peep site: 190 degree _____ 160 degree _____

ball catch prep _____

fire label rating _____



>> Always measure from the top of door NOT the jamb. <<

EASY CHANGE WOOD COMBINATION STORM DOORS










Prices and specifications are subject to change without notice.



EASY CHANGE WOOD COMBINATION STORM DOORS & WOOD SCREEN DOOR








| DOOR | Size | Prod. # | Door Only | Prefinished Door** |
|---|--|----------|-------------|--------------------|
|  | CLASSIC "B" Door w/Design "B" Inserts | | | |
| | 2/8 x 6/9 | - - - | *Quick Ship | |
| | 3/0 x 6/9 | - - - | *Quick Ship | |
|  | COUNTRYSIDE #55 | | | |
| | 2/8 x 6/9 | - - - | *Quick Ship | |
| | 3/0 x 6/9 | - - - | *Quick Ship | |
|  | COLONIAL "B" Door w/Design "B" Inserts | | | |
| | 2/8 x 6/9 | - - - | *Quick Ship | |
| | 3/0 x 6/9 | - - - | *Quick Ship | |
|  | ULTRA-VU | | | |
| | 2/8 x 6/9 | - - - | *Quick Ship | |
| | 3/0 x 6/9 | - - - | *Quick Ship | |
|  | TRADITIONAL #50 | | | |
| | 2/8 x 6/9 | - - - | *Quick Ship | |
| | 3/0 x 6/9 | - - - | *Quick Ship | |
|  | TRADITIONAL #11 | | | |
| | 2/8 x 6/9 | - - - | *Quick Ship | |
| | 3/0 x 6/9 | - - - | *Quick Ship | |
|  | WOOD SCREEN DOOR - STYLE #52 | | | |
| | 2/8 x 6/9 | STDR0221 | \$147.95 | \$789.38 |
| | 3/0 x 6/9 | STDR0222 | \$160.25 | \$801.68 |
| Prod. # | Prefinishing Charges for Wood Storm Doors | | | Per Each |
| XDPNT0175 | Basic Storms with NO Grilles or Inserts <i>Includes the following:</i> Classic "B", Countryside #55, Colonial "B", Ultra-Vu & Traditional #50. | | | \$641.43 |
| XDPNT0176 | Full Lite Storms with Grilles - <i>(Traditional #11)</i> | | | \$918.68 |









*Quick Ship - Badger Three to Four Week Ship Program. Add One Week for Pre-finishing.

EASY CHANGE WOOD COMBINATION STORM DOOR ACCESSORIES





CLASSIC, COUNTRYSIDE & COLONIAL - GRILLE DESIGNS

| Size | Design "A" Grille | | 9-Lite Grille | |  |
|------|---|-------------|---|-------------|---|
| 2/8 |  | *Quick Ship |  | *Quick Ship | |
| 3/0 |  | *Quick Ship |  | *Quick Ship | |
| | | | | | |









ULTRA-VU - GRILLE DESIGNS

| Size | Victorian II | | Victorian III | | Chippendale | | Prairie Style | |
|------|---|-------------|---|-------------|--|-------------|---|-------------|
| 2/8 |  | *Quick Ship |  | *Quick Ship |  | *Quick Ship |  | *Quick Ship |
| 3/0 |  | *Quick Ship |  | *Quick Ship |  | *Quick Ship |  | *Quick Ship |

TRADITIONAL - GRILLE DESIGNS

| Size | Prairie Style | | Montello | |
|------|--|-------------|--|-------------|
| 2/8 |  | *Quick Ship |  | *Quick Ship |
| 3/0 |  | *Quick Ship |  | *Quick Ship |


Designer Grilles - Available for all styles (Includes Designer Grille Surround and Corner Brackets)

|  | Scroll Corner | | |  | Half Moon Corner | | |
|---|---|-----|-------------|---|--|-----|-------------|
| |  | 2/8 | *Quick Ship | |  | 2/8 | *Quick Ship |
| | | 3/0 | *Quick Ship | | | 3/0 | *Quick Ship |
|  | Fan Bracket | | |  | Scroll | | |
| |  | 2/8 | *Quick Ship | |  | 2/8 | *Quick Ship |
| | | 3/0 | *Quick Ship | | | 3/0 | *Quick Ship |

FOR A PREFISHED GRILLE ADD:

XDPNT0180

\$387.23

|  | DELUXE HARDWARE KIT | | |
|---|---|----------------|-------------|
| | Features: Brass Lockset, Three (3) Hinges - Solid Brass w/zinc dichromate finish, Black heavy duty door closer, black chain guard. | | |
| | Prod. # | Finish | Price |
| | STDR0200 | BRASS | *Quick Ship |
| | STDR0201 | BLACK | \$97.65 |
| | STDR0202 | SATIN ALUMINUM | \$124.26 |

*Quick Ship - Badger Three to Four Week Ship Program. Add One Week for Pre-finishing.

THIS PAGE LEFT BLANK.

*Quick Ship - Badger Three to Four Week Ship Program. Add One Week for Pre-finishing.

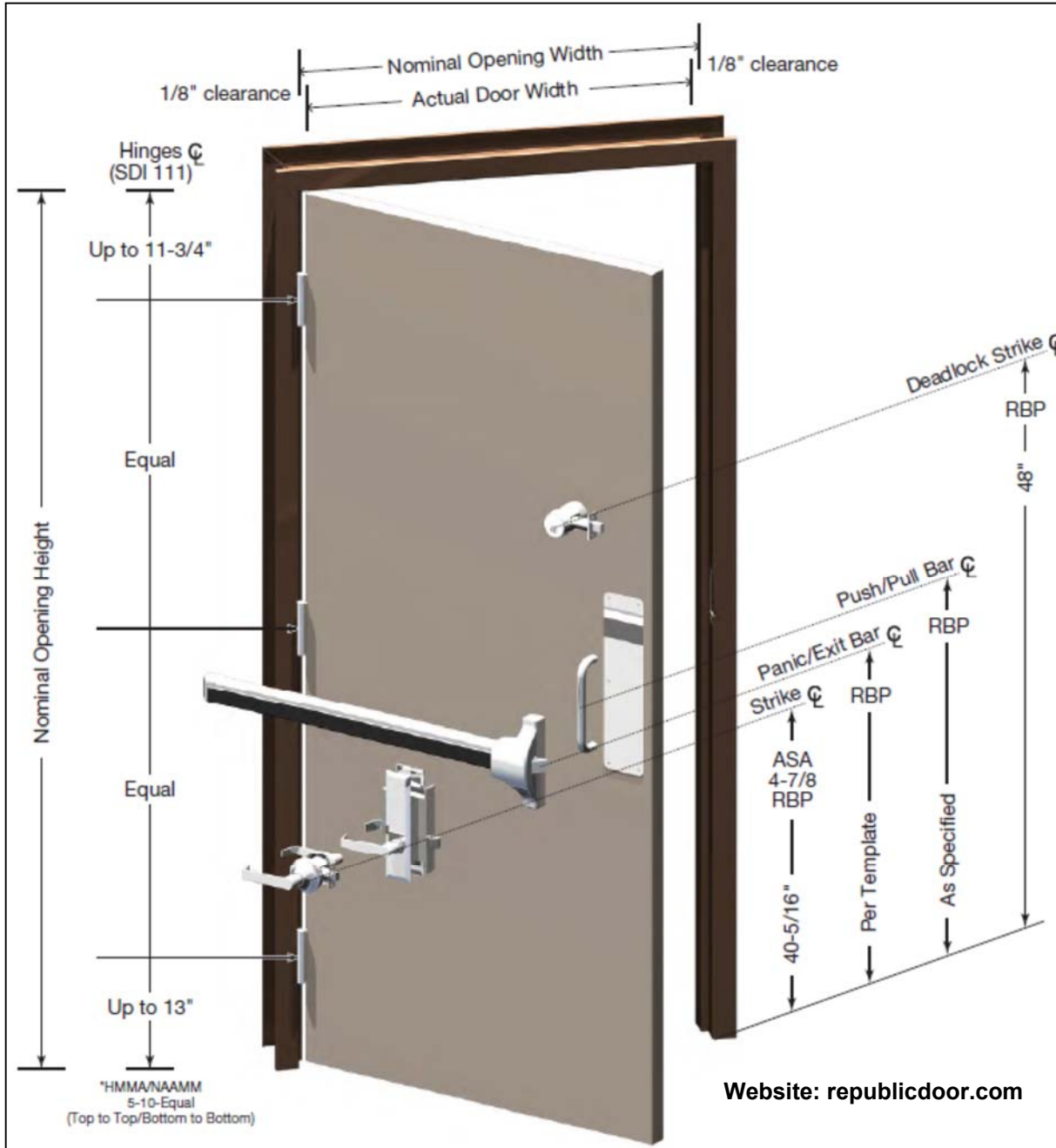
COMMERCIAL MILLWORK

| <u>Description</u> | <u>Page</u> |
|--------------------------------|--------------------|
| Information Pages | |
| Hardware Locations on Door | IM - Z - 2 |
| Standard Door Features | IM - Z - 3 |
| Universal Frames | IM - Z - 4 |
| Frames | IM - Z - 4 - 6 |
| Doors | IM - Z - 6 |
| Anchors | IM - Z - 6 |
| Lites & Frame Kits | IM - Z - 7 |
| Hinges | IM - Z - 7 |
| Lock Sets | IM - Z - 8 |
| Exit Devices | IM - Z - 9 -10 |
| Closures | IM - Z - 11-12 |
| Trims & Auxiliary | IM - Z - 13 - 16 |
| Thresholds & Weather Stripping | IM - Z - 17 |
| Dunbarton—Doors & Accessories | IM - Z - 18 - 19 |

Prices and specifications are subject to change without notice.

COMMERCIAL MILLWORK

HARDWARE LOCATIONS



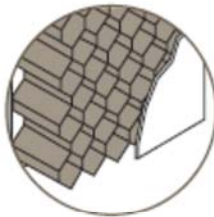
| Locations | References | | | | |
|-----------------|-------------------------------|----------------------------|------------------------------------|---------------------------------------|---|
| | Republic Doors & Frames (RBP) | Steel Door Institute (SDI) | Americans w/Disabilities Act (ADA) | Hollow Metal MFG's Association (HMMA) | National Association of Architectural Metal MFG's (NAAMM) |
| Deadbolt Strike | 48" | 48" | 48" | | |
| Deadbolt Cyl | | | | 46" | 46" |
| Strike | 40-5/16" | 38" - 42" | | 38" | 38" |
| Panic/Exit Bar | Per Template | | | 38" | 38" |
| Push/Pull Bar | As Specified | | | 42" | 42" |

*NOTE: When Government Series 86 lock is used (ANSI A115.1) dimension to center of lock is 3/8" less.

COMMERCIAL MILLWORK

STANDARD DOOR FEATURES

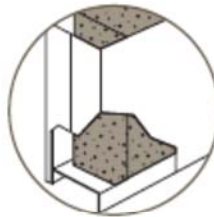
Cores Available



Honeycomb (Standard)



Polystyrene



Mineral Fiberboard

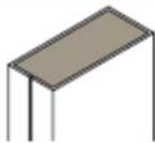


Polyurethane

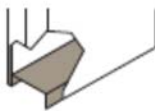


Steel Stiffened

Standard Construction



Flush Top
Channel and
Visible Seam.

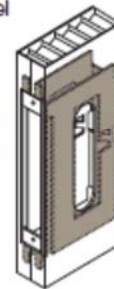


Inverted
Bottom Channel
(Approximate
depth 9/16")

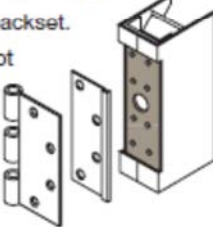
16 gage mortise
lock reinforcement
with provisions for
Gov't Series 86
mortise lockset
and ANSI A115.1
lock front
(1-1/4" x 8").



Continuous 14 gage steel
integral mortise lock
reinforcement with
provisions for government
series 86 mortise lockset
and ANSI A115.1 lock
front (1-1/4" x 8").
DM Series Only.



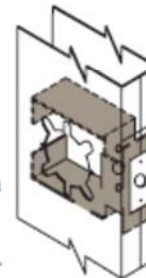
Doors have provisions for 4-1/2"
full mortise Heavy Weight or
Standard Weight hinges with
1/4" hinge backset.
Doors are not
handed and
use hinge
fillers.



Continuous 14 gage steel integral
lock channel reinforcement with
provisions for
government series
160 or 161 cylindrical
locksets (2-3/4"
backset) and ANSI
A115.2 lock front
(1-1/8" x 2-1/4").



Lever Lock Prep—161 DT
(Modified 161 Prep)
Conforms with ANSI
115.18 161 Lever
lock specs.
WARNING:
Use Rose Trim with a
minimum diameter of
3-5/16" to cover prep.



Door(s) over 3'6" in width, 7'6" in height, or 250 lbs. — Republic recommends additional hinge(s) or continuous hinge application.

Options Available

Door Thickness:

1-3/4" (Standard)
1-3/8" (Honeycomb & Styrene)
2" & 2-1/4" (Steel Stiffened)

Gages: 20, 18, 16 and 14
(Steel Stiffened not available in 20 ga.)

Material:

CRS (Standard) A60 & G90

Door Edges:

Visible Seam (Standard)
Seamless Bondo
Seamless Welded

Sizes:

From 1'0" x 1'0" to 4'0" x 10'0" (All Cores)
Steel Stiffened Core available up to 5'0" x 10'0"

Fire Ratings:

20 minutes through 3 hours
(see fire section for options)

SDI Levels: 1-4

Physical Performance:

Level A – 1 million cycles (All Cores)



COMMERCIAL MILLWORK

UNIVERSAL FRAMES

Typical Frame Profiles



Double Rabbet



Single Rabbet



Cased Open



Double Egress

Typical Wall Construction



Stud

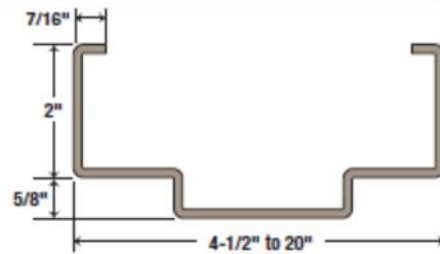


Wrap



Butted

Republic offers a complete line of single return frames. Frames are available in 16, 14 or 12 gage steel; cold rolled or A60 galvanized. Frames (16 and 14 gage) are manufactured with die-cut, mitered, tab and slot design for easier assembly and interlocking corners. Our frames are available as knock down units or welded.



Typical Sill and Wall Anchors



Prepared Opening



Sill Anchor



Stud



Wire



T



Strap

Frames are manufactured for various wall conditions, from new construction to existing. Conformance to SDI standards, and ANSI A250.8.

Options Available

Corner Conditions:

KD Mitered, Saw Mitered, Notched,
Square Cut, Face Welded or
Full Profile Welded

Frame Details:

3" to 20" (Single Rabbet)
4-1/2" to 20" (Double Rabbet)
4-3/4" to 20" (Double Egress)

Gages: 16, 14 and 12

(KD mitered not available on 12 gage)

Material:

CRS (Standard), A60 and G90

Fire Ratings:

20 minutes through 3 hours
(see fire section for options)

Available as:

3-Sided Frames
Stick Sections
Elevations



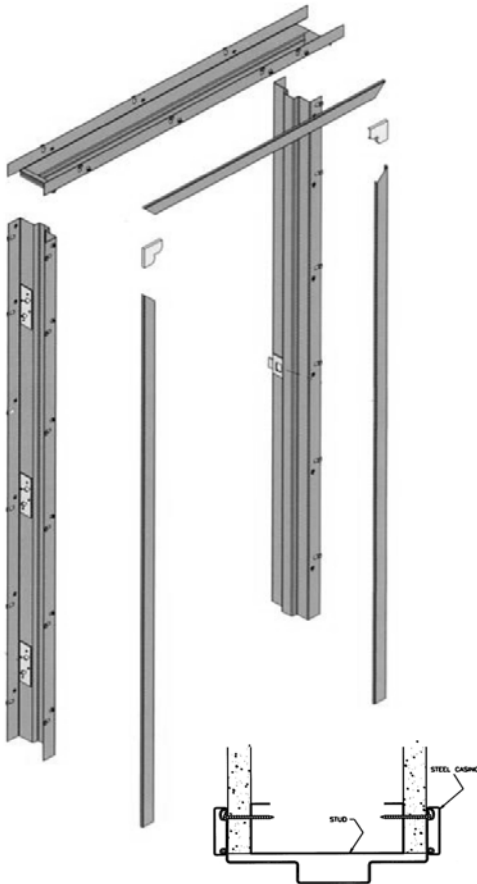
COMMERCIAL MILLWORK

90 MIN. FIRE RATED STEEL FRAMES
18 ga. - REDIFRAME

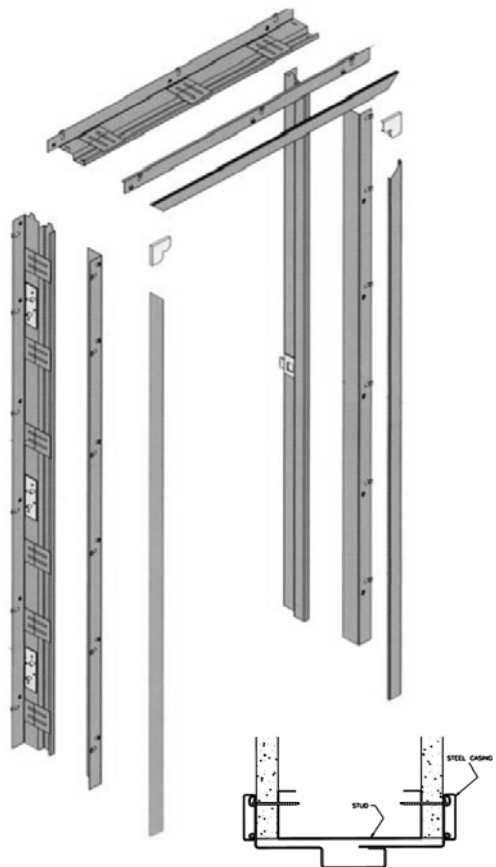
STOCKING: BROWN, BRIGHT WHITE, & IVORY
SEE PAGES IM - Z - 19 THRU IM - Z - 37

CALL THE BADGER MILLWORK OFFICE
FOR NON-STOCK PRICING ON
REDIFRAME & REDIFLEX FRAMES

1-3/4" REDIFRAME®
FIXED FRAME



1-3/4" REDIFLEX®
ADJUSTABLE FRAME



COMMERCIAL MILLWORK

**** All Hollow Metal Frames and Hollow Metal Doors Come Standard w/90 Min Fire Label Applied ****

REPUBLIC FRAMES



| Item # | Size | Handing | Finish | Per Each |
|---|--------------------|---------|--------|--------------|
| ME Series, 16 Ga., Double Rabbet: | | | | |
| IMCR0021 | 3/0 x 6/8 x 5 3/4" | RH | Primed | *Quick Ship* |
| IMCR0001 | 3/0 x 7/0 x 5 3/4" | RH | Primed | *Quick Ship* |
| IMCR0022 | 3/0 x 6/8 x 5 3/4" | LH | Primed | *Quick Ship* |
| IMCR0002 | 3/0 x 7/0 x 5 3/4" | LH | Primed | *Quick Ship* |
| Prepped for: Hinges, Strike, Closers (Push & Pull). | | | | |
| IMCR0023 | 6/0 x 6/8 x 5 3/4" | DBL | Primed | *Quick Ship* |
| IMCR0003 | 6/0 x 7/0 x 5 3/4" | DBL | Primed | *Quick Ship* |
| Prepped for: Hinges, Reversible Flush Bolt Strike, Closers (Push & Pull, Both Leafs). | | | | |
| ME Series, 16 Ga., Double Rabbet Frame with Prepared Opening Anchors: | | | | |
| IMCR0071 | 3/0 x 6/8 x 5 3/4" | RH | Primed | *Quick Ship* |
| IMCR0051 | 3/0 x 7/0 x 5 3/4" | RH | Primed | *Quick Ship* |
| IMCR0072 | 3/0 x 6/8 x 5 3/4" | LH | Primed | *Quick Ship* |
| IMCR0052 | 3/0 x 7/0 x 5 3/4" | LH | Primed | *Quick Ship* |
| Prepped for: Hinges, Strike, Closers (Push & Pull). | | | | |
| IMCR0073 | 6/0 x 6/8 x 5 3/4" | DBL | Primed | *Quick Ship* |
| IMCR0053 | 6/0 x 7/0 x 5 3/4" | DBL | Primed | *Quick Ship* |
| Prepped for: Hinges, Reversible Flush Bolt Strike, Closers (Push & Pull, Both Leafs). | | | | |

REPUBLIC DOORS



| Item # | Size | Handing | Finish | Per Each |
|--|---------------------|------------|--------|--------------|
| Commercial Flush, 18 Ga., Polystyrene Core Door: | | | | |
| IMCR0221 | 3/0 X 6/8 Flush HMD | No Handing | Primed | *Quick Ship* |
| IMCR0201 | 3/0 X 7/0 Flush HMD | No Handing | Primed | *Quick Ship* |
| Prepped for: Cylindrical Lock, Hinges and Closer. | | | | |
| IMCR0222 | 3/0 X 6/8 Flush HMD | No Handing | Primed | *Quick Ship* |
| IMCR0202 | 3/0 X 7/0 Flush HMD | No Handing | Primed | *Quick Ship* |
| Prepped for: Rim Exit Reinforcement, Hinges and Closer. | | | | |
| IMCR0223 | 3/0 X 6/8 Flush HMD | No Handing | Primed | *Quick Ship* |
| IMCR0203 | 3/0 X 7/0 Flush HMD | No Handing | Primed | *Quick Ship* |
| Prepped for: Hinges, Flush Bolts, ASA Strike-No Lip Cutout and Closer. Astragal Shipped Loose. | | | | |

REPUBLIC ANCHORS

| Item # | Description | Mfg. # | Per Each |
|----------|-------------------------|---------|----------|
| IMCR0401 | Universal Anchor | 3933907 | \$7.60 |
| IMCR0402 | Prepared Opening Anchor | 3832001 | \$5.52 |
| IMCR0403 | Sleeve Anchor | 3981088 | \$7.95 |
| IMCG0001 | 5" Wood Lag Bolt | - - - - | \$8.21 |

COMMERCIAL MILLWORK

LAKE HOUSE GLASS CENTER LITES

| Item # | Description | Size | Mfg. # | Per Each |
|--------------|--------------------------------------|-------------------|-------------------|----------|
| Lites | | | | |
| IMCG1000 | 1/4" Clear Tempered | 5-3/4" x 20-3/4" | CLTEMPERED-1/4" | \$39.98 |
| IMCG1001 | 1" OA 5/32" Clear Tempered Insulated | 5-3/4" x 20-3/4" | 5/32INSCLEMP-1"OA | \$126.15 |
| IMCG1006 | 1/4" Clear Tempered | 22-3/4" x 29-3/4" | CLTEMPERED-1/4" | \$66.62 |
| IMCG1007 | 1" OA 5/32" Clear Tempered Insulated | 22-3/4" x 29-3/4" | 5/32INSCLEMP-1"OA | \$210.27 |
| IMCG1002 | 1/4" Clear Tempered | 22-3/4" x 33-3/4" | CLTEMPERED-1/4" | \$75.56 |
| IMCG1003 | 1" OA 5/32" Clear Tempered Insulated | 22-3/4" x 33-3/4" | 5/32INSCLEMP-1"OA | \$238.44 |
| IMCG1004 | 1/4" Clear Tempered | 22-3/4" x 63-3/4" | CLTEMPERED-1/4" | \$142.15 |
| IMCG1005 | 1" OA 5/32" Clear Tempered Insulated | 22-3/4" x 63-3/4" | 5/32INSCLEMP-1"OA | \$448.70 |


LITE INSTALLATION CHARGES


| Item # | Description | Per Each |
|---------|---------------------|----------|
| XDCLBR1 | 1/2 Lite or Smaller | \$169.40 |
| XDCLBR2 | Full Lite | \$338.79 |

ALL METAL STAMPING HOLLOW METAL LITE KIT FRAMES

| Item # | Description | Size | Series | Per Each |
|-------------------------------|-----------------------------|----------------|-----------|----------|
| Hollow Metal Lite Kits | | | | |
| IMCR1000 | Narrow Glass Lite Kit Frame | 5"x 20" x 1/4" | Model 110 | \$74.91 |
| IMCR1001 | Narrow Glass Lite Kit Frame | 5"x 20" x 1" | Model 110 | \$270.34 |
| IMCR1006 | Half Glass Lite Kit Frame | 22"x 29"x 1/4" | Model 110 | \$114.00 |
| IMCR1007 | Half Glass Lite Kit Frame | 22"x 29"x 1" | Model 110 | \$260.57 |
| IMCR1002 | Half Glass Lite Kit Frame | 22"x 33"x 1/4" | Model 110 | \$205.20 |
| IMCR1003 | Half Glass Lite Kit Frame | 22"x 33"x 1" | Model 110 | \$361.53 |
| IMCR1004 | Full Glass Lite Kit Frame | 22"x 63"x 1/4" | Model 110 | \$332.22 |
| IMCR1005 | Full Glass Lite Kit Frame | 22"x 63"x 1" | Model 110 | \$482.05 |

HAGAR HINGES


| Item # | Series | Size | Finish | Per Each |
|--|------------|-------------|--------------|----------|
|  Ball Bearing - Standard Weight, Steel with steel pin (ANSI A8112) • Two ball bearings • Non-rising removable pin with button tip and plug • 5" x 5" (127 mm x 127 mm) and 4-1/2"x 4-1/2" (114 mm x 114 mm) BB1279 available with two different leaf sizes • 3-1/2" x 3-1/2" (89 x 89 mm) BB1279 available with reversible hole pattern • For use on medium weight doors or doors requiring medium frequency service. | | | | |
| IMCH0400 | BB1279 | 4.5" x 4.5" | Satin Chrome | \$16.44 |
| IMCH0401 | BB1279 NRP | 4.5" x 4.5" | Satin Chrome | \$21.86 |


Spring Hinge - Square corner, steel, for automatic closing of door. It meets codes for hotels, motels, institutions, and commercial buildings.
Please note: • For use on 1-3/4" (45 mm) doors • For maximum versatility, use all spring hinges or a combination of spring and ball bearing hinges. Do not use plain bearing hinges. • Full spring tension may not be required on all hinges • Strong wind conditions, drafts, carpeting drag, twisted/misaligned frames, or weather stripping on doors may require additional spring hinges.





| | | | | |
|----------|--------|-------------|--------------|---------|
| IMCH0402 | EC1105 | 4.5" x 4.5" | Satin Chrome | \$33.44 |
|----------|--------|-------------|--------------|---------|

COMMERCIAL MILLWORK

SCHLAGE LOCK SETS



|  | Prod. # | Mfg. # | Size | Latch / Strike / Finish | Each |
|---|---------------|-----------------------------|-----------|------------------------------|--------------|
| | SATURN | | | | |
| | B8854 | AL10S SAT 626 SC Passage | 2-3/4" BS | 11-116 / 10-025 Satin Chrome | \$245.80 |
| | B8855 | AL40S SAT 626 SC Privacy | 2-3/4" BS | 11-116 / 10-025 Satin Chrome | *Quick Ship* |
| | B8856 | AL53PD SAT 626 SC Entry | 2-3/4" BS | 11-096 / 10-025 Satin Chrome | \$356.07 |
| | B8858 | AL80PD SAT 626 SC Storeroom | 2-3/4" BS | 11-096 / 10-025 Satin Chrome | *Quick Ship* |

HAGAR LOCK SETS

|  WITHNELL LEVER | Item # | Series | Size | Finish | Per Each |
|--|---|--------------------------|-----------------|--------------------------------------|----------|
| | Hager 2500 Series Grade 2 lock is a perfect combination of value and performance and is the ideal choice of lock for typical commercial applications. The inherent value of this lock and the product offering make our 2500 Series lock a perfect choice for a stocking program. As an economical alternative to other Grade 2 cylindrical locks, it offers both dependability and affordability. | | | | |
| | IMCH0606 | 2510 - Passage | 2-3/4" BS | Withnell Lever w/Strike Satin Chrome | \$143.17 |
| | IMCH0607 | 2540 - Privacy | 2-3/4" BS | Withnell Lever w/Strike Satin Chrome | \$145.60 |
| | IMCH0608 | 2553 - Entry, II Locking | 2-3/4" BS | Withnell Lever w/Strike Satin Chrome | \$162.41 |
|  | IMCH0609 | 2570 - Classroom | 2-3/4" BS | Withnell Lever w/Strike Satin Chrome | \$162.41 |
| | IMCH0610 | 2580 - Storeroom | 2-3/4" BS | Withnell Lever w/Strike Satin Chrome | \$162.41 |
| | Hager 3200 Series Grade 2 deadlock provides a perfect combination of value and performance and is the ideal choice of lock for typical commercial applications. Our 3200 Series is an economical alternative to Grade 1 when Grade 1 is not required. It is a perfect complement to our 3500 Series for extra protection against break-in and is backed by a lifetime warranty. | | | | |
|  WITHNELL LEVER | IMCH0605 | 3215 - Single Cylinder | 2-3/4" BS | Satin Chrome | \$123.64 |
| | Hager 3500 Series Grade 2 lock provides a perfect combination of value and performance and is the ideal choice of lock for typical commercial applications. It is an economical alternative to Grade 1 when Grade 1 is not required. Our 3500 Series lock offers superior dependability and is backed by a lifetime warranty. | | | | |
| | IMCH0600 | 3510 - Passage | 2-3/4" BS | Withnell Lever w/Strike Satin Chrome | \$233.74 |
| | IMCH0601 | 3540 - Privacy | 2-3/4" BS | Withnell Lever w/Strike Satin Chrome | \$265.41 |
| | IMCH0602 | 3553 - Entry II Locking | 2-3/4" BS | Withnell Lever w/Strike Satin Chrome | \$316.55 |
|  | IMCH0603 | 3570 - Classroom | 2-3/4" BS | Withnell Lever w/Strike Satin Chrome | \$294.46 |
| | IMCH0604 | 3580 - Storeroom | 2-3/4" BS | Withnell Lever w/Strike Satin Chrome | \$294.46 |
| | Mortise Cylinder - •If cylinder is ordered separately from the mortise lock, please specify Schlage "L" Cam •Conventional cylinder or Small Format Interchangeable Core housing available •SFIC core sold separately •For more cylinder information, please refer to cylinder, core, and keying section. | | | | |
| | IMCH0611 | 3902 | MORT CYL 1-1/8" | Satin Chrome | \$71.23 |


COMMERCIAL MILLWORK


HAGAR EXIT DEVICES

| | Item # | Series | Size | Finish | Per Each |
|---|--|--------|--------------------|-----------------------------|------------|
|  | <p>Exit Device: Rim Device, Ideal for heavy duty commercial applications. • Lifetime warranty • Thru-bolts supplied standard Applications: Heavy duty commercial. Certifications: • BHMA Certified ANSI A156.3 • UL/cUL Listed for up to 3 hours for "A" label doors • UL10C/UBC 7-2 (1997) Positive Pressure Rated • UL10B Neutral Pressure Rated • UL305 Listed for panic hardware • ANSI A250.13 Severe Windstorm Resistant Component (requires use of windstorm reinforcing bracket, 2-649-0154, on Rim device) • Complies with ANSI 117.1 for accessible buildings and facilities • Hex dogging feature standard on non-fire labeled doors. Trim: • Archer, August, or Withnell Lever with escutcheon • Pull plate trim • Rim cylinder x optional pull. Covers: Stainless steel, zinc. Chassis: Aluminum. End Caps: Zinc. Door Width: • 36" (914 mm) field sizeable to 30" (762 mm) door (Exceptions: ELR, ED, DE minimum is 36") • 48" (1219 mm) field sizeable to 36" (914 mm) door. Door Thickness: 1-3/4" (44 mm) - Standard. Projection: • 3" (76 mm) in undogged position • 2-5/8" (67 mm) in dogged position. Stile Width: • 5-3/8" (137 mm) - Minimum stile width required for single door and 5/8" (16 mm) stop • 4-7/8" (124 mm) - Minimum stile width required for double door x surface vertical rod with double door strike • 5-3/4" (146 mm) - Minimum stile width required for double doors with 2" (51 mm) mullion • All stile widths are measured from door edge. Fasteners: • Wood and machine screws • Thru-bolts. Latchbolt: 3/4" (19 mm) throw, pullman type with automatic dead-latching, stainless steel. Strikes: • Stainless steel with plated rollers - Included standard with panic devices • Solid stainless steel - Included standard with fire rated devices • Surface applied to frame with slotted holes for easy adjustment • Double door strike for use with surface vertical rod and rim device available. Notes: • Cylinder dogging available on non-fire rated devices, specify CD • 3902 1-1/8" (29 mm) mortise cylinder sold separately • Recommended to be used on appropriately reinforced doors.</p> | | | | |
| | IMCH0200 | 4501 | RIM 36" (REV 2) | Satin Chrome | \$1,457.92 |
| | IMCH0201 | 4501 | RIM FR 36" (REV 2) | Satin Chrome | \$1,724.58 |
| | IMCH0202 | 4501 | RIM 48" EO (REV 2) | Satin Chrome | \$1,526.16 |
|  | <p>Cylinder Escutcheon: Function: 08 - Key locks or unlocks lever Levers: Archer, August, Withnell (clutching lever) Projection: 2-13/16" (71 mm) for Archer; 2-7/8" (73 mm) for August; 2-11/16" (68 mm) for Withnell Escutcheon: 2-7/8" x 10-3/4" (73 mm x 273 mm) Finishes: US3, US4, US10, US10B, US26, US26D Cylinder: Mortise cylinder, 3902, sold separately.</p> | | | | |
| | IMCH0204 | 45CE | (REV 2) | Withnell Lever Satin Chrome | \$742.22 |


COMMERCIAL MILLWORK

HAGAR EXIT DEVICES

| | Item # | Series | Size | Finish | Per Each |
|---|---|--------|-----------------|------------------------------------|----------|
| | <p>Exit Device: Standard Duty Rim Device, Ideal for light commercial and standard duty applications. • Five-year warranty • Thru-bolts supplied standard.</p> <p>Applications: • Light commercial • Standard duty commercial. Certifications: • UL305 Listed for panic hardware • UL/cUL Listed for up to 3 hours for "A" label fire doors • UL10C/UBC 7-2 (1997) Positive Pressure Rated • UL10B Neutral Pressure Rated • ANSI A250.13 Severe Windstorm Resistant Component (Rim device only) • Complies with ANSI 117.1 for accessible buildings and facilities • Hex dogging feature standard on non-fire rated panic doors. Trim: • Archer, August, or Withnell lever with escutcheon • Archer, August, Withnell lever with key-in-lever trim • Raised lip pull • Pull plate trim • Rim cylinder x optional pull. Covers: Casted brass, bronze, stainless steel, zinc. Chassis: Painted steel, plated steel, stainless steel. End Caps: Painted steel, plated steel, stainless steel. Door Width: • 36" (914 mm) field sizeable to 30" (762 mm) door • 48" (1219 mm) field sizeable to 36" (914 mm) door. Door Thickness: 1-3/4" (44 mm) - Standard. Projection: • 2-7/16" (62 mm) in undogged position • 1-3/16" (30 mm) in dogged position. Stile Width: • 4-1/2" (114 mm) - Minimum stile width required for single door and 5/8" (16 mm) stop • 4-1/2" (114 mm) - Minimum stile width required for double door x surface vertical rod device with double door strike • 5" (127 mm) - Minimum stile width required for double doors with 2" (51 mm) mullion • All stile widths are measured from door edge. Fasteners: • Wood and machine screws • Thru-bolts. Latchbolt: 3/4" (19 mm) throw, pullman type with automatic dead-latching, stainless steel. Strikes: • Stainless steel with roller - Included standard with panic and fire rated devices • Surface applied to frame with slotted holes for easy adjustment • Optional double door strike for use with surface vertical rod and rim devices. Finishes: US3, ALM, DBZ, US32D. Notes: • Cylinders sold separately • Recommended to be used on appropriately reinforced doors.</p> | | | | |
|  | IMCH0205 | 4701 | RIM 36" (REV) | Withnell Lever Sprayed Aluminum | \$459.49 |
| | IMCH0206 | 4701 | RIM 48" (REV 1) | Withnell Lever Sprayed Aluminum | \$517.36 |



| | <p>Key in Lever Entrance: Function: 08 - Entrance by trim; key locks or unlocks trim. Levers: Archer, August, Withnell. Knob: Apollo. Projection: 3-1/16" (78 mm) for Archer; 3-1/8" (79 mm) for August; 3-1/16" (78 mm) for Withnell; 3-1/8" (79 mm) for Apollo. Rose Diameter: 3-3/8" (86 mm). Finishes: ALM, DBZ, US3, US32D for levers; US32D for knob. Cylinder: • Standard core, C keyway - Standard • Small Format Interchangeable Core housing available for levers only, cylinder sold separately, 3981. Keys: Two (2) brass keys per lock</p> | | | | |
|---|---|------|---------|------------------------------------|----------|
| | | | | | |
|  | IMCH0207 | 47KE | (REV 2) | Withnell Lever Sprayed Aluminum | \$365.51 |

ADVANTAGE EXIT DEVICES

| | Item # | Series | Description | Finish | Per Each |
|---|---|---------|-----------------|----------|--------------|
| | <p>2500 Series Exit Device: Certifications: *ANSI Grade 1 approved, exceeds 500,000 cycles *UL305 Listed for Panic Hardware *UL Listed for up to 3 hrs. on "A" label Fire doors *UL10B Neutral Pressure rated *UL10C/UBC7-2 (1997) Positive Pressure rated *Complies with ANSI 117.1 for accessible and usable Buildings and Facilities Standards. Door Fitting: *1-3/4" thick standard *Rim - 4-1/2" min. stile width for single door and 5/8" stop *V/R - 4-1/2" min. stile with outside trim *3-1/2" min. stile without outside trim *Mounting Height - 41" from CL to finished door. Door Width: *36", rail can be cut from the end to fit door size down to 30".</p> | | | | |
|  | B0778 | ADV2500 | Exit Device 36" | Aluminum | *Quick Ship* |


COMMERCIAL MILLWORK

ADVANTAGE CLOSURES

|  | Item # | Series | Descripton | Finish | Per Each |
|---|---|---------|--------------|-----------|--------------|
| | Series 4400 Door Closure: Features: ANSI Grade 1, UL-Listed *BHMA Certified *Meets ADA requirements *Heavy duty commerical *Adjustable power size 1-6 *Non-handed, Tri-Pack for all applications. | | | | |
| | B0773 | ADV4400 | Door Closure | Aluminum | *Quick Ship* |
|  | Series 4000 Door Closure: *Medium Duty *Universal mounting hole pattern *Size 4: CTC 9-1/16" x 3/4" | | | | |
| | B0777 | ADV4000 | Door Closure | Duronotic | *Quick Ship* |

COMMERCIAL MILLWORK

HAGAR CLOSURES

| | Item # | Series | Size | Finish | Per Each |
|---|---|--------|-----------|---------------------------------|----------|
|  <p>Tempered springs made of double heat treated steel for durability</p> <p>Standard tri-pack of parallel, regular, and top jamb arm offered for versatility</p> <p>Adjustment valves are staked to prevent accidental removal</p> | <p>Door Closure: Hager 5100 Series Grade 1 door closer is constructed of cast iron, which makes it ideal for heavy duty, high use and abusive environments. Hager door closers are the only closers in the industry that are both BHMA certified and backed by a lifetime warranty.</p> | | | | |
| | IMCH0001 | 5100 | 24" - 60" | Multi-Mount Sprayed Aluminum | \$390.68 |
|  <p>The closer covers (furnished standard) add the finishing touch to the concealment of the closer</p> <p>Standard tri-pack of parallel, regular, and top jamb arm offered for versatility</p> <p>Adjustment valves are staked to prevent accidental removal</p> | <p>Door Closure: Hager 5300 Series Grade 1 door closer is ideal for schools, hospitals, and other high abuse and high traffic environments. It is constructed of an aluminum alloy and provides smooth door control. The 5300 Series door closer is easy to install and maintain—keeping your building safe and secure.</p> | | | | |
| | IMCH0002 | 5300 | 24" - 60" | Multi-Mount Sprayed Aluminum | \$237.61 |
|  | <p>Medium Duty Overhead Door Stop: For use on exterior and interior doors. Ideal for office buildings and other medium duty commercial applications. • Adjustable arm to combine door ranges into two sizes • Five-year warranty • Standard screw pack Certifications: • BHMA Certified ANSI A156.8 - 2005 • UL/cUL Listed for up to 3 hours (stop only) • UL10C Positive Pressure Rated (stop only) • UL10B Neutral Pressure Rated (stop only). Mounting Style: • Concealed (CON) • Surface (SRF). Doors: • Single acting doors for concealed and surface mounted • Double acting doors for concealed mounted only. Door Thickness: • 1-3/4" (44 mm) thick door - Standard • 1- 3/8"- 2-1/4" (36 mm -57 mm) thick door - Optional. Functions: • Stop Only (16) • Hold Open (17) • Friction (15). Handing: Non-handed. Openings: Degree of opening is fully adjustable and can be adapted to changing needs between 85° to 110°. Materials: • Steel • Stainless steel. Finishes: • US26D, US10B, US3 (for steel) • US32D (for stainless steel). Fasteners: Standard screw packet included for wood or metal door and frame applications. Notes: • Adjustable arms provide easy installation • Slide track design • Adjustable in the field • Heavy shock absorber spring provides 5° to 7° compression before dead-stop • Special templating upon request.</p> | | | | |
| | IMCH0003 | 6016 | 33" - 51" | Surface Mount Satin Chrome | \$250.37 |

COMMERCIAL MILLWORK

HAGAR TRIMS & AUXILIARY

|  | Item # | Part # | Size | Finish | Per Each |
|---|--|--------|----------|------------------|----------|
| | Kick Plate: Supplied with #6 x 5/8" truss head screws. | | | | |
| | IMCH0822 | 190S | 8" X 30" | Satin Stainless | \$49.65 |
| | IMCH0800 | 190S | 8" X 34" | Satin Stainless | \$49.65 |
|  | Manual Flush Bolt: Certifications: Fits ANSI A115 door and frame prep, Meets ANSI A156.16 for L14251. Face Plate: 1" x 6-3/4" (25 mm x 172 mm). Bolt Head: 1/2" (13 mm) square. Bolt Throw: 3/4" (19 mm). Standard Rod Length: 12" (305 mm) (center of face to corner of door). Bolt Backset: 3/4" (19 mm). Mortise Strike: 15/16" x 2-1/4" (24 mm x 57 mm). Materials: Brass faceplate with steel components. Fasteners: Eight (8) #8 x 3/4" combo screws; eight (8) #8 x 1-1/2" combo screws. Notes: • For use on hollow metal/fire rated doors • Non-handed • Bolt head rods are adjustable • Sold in increments of two. • 3-Hr fire rating for metal doors up to 4 feet wide by 10 feet tall. • 282S strike plate bag and 282P bolt head available • Specify 282R for optional rod length of 18" (457 mm), 25" (635 mm), or 30" (762 mm) (bolt head not included). | | | | |
| | IMCH0801 | 282D | | Satin Chrome | \$38.72 |
|  | Manual Flush Bolt: Certifications: Meets ANSI A156.16 for L14261. Face Plate: 1" x 6-25/32" (25 mm x 172 mm). Bolt Head: 1/2" (13 mm) square. Bolt Throw: 3/4" (19 mm). Bolt Backset: 3/4" (19 mm). Mortise Strike: 15/16" x 2-1/4" (24 mm x 57 mm). Materials: Brass faceplate with steel components. Fasteners: Eight (8) #8 x 3/4" combo screws and eight (8) #8 x 1-1/2" combo screws. Notes: • For use on wood composite/ fire rated doors • Non-handed • Bolt head rods are adjustable • 1-1/2 hour fire rating for wood doors up to 4 feet wide by 10 feet tall. | | | | |
| | IMCH0802 | 283D | | Satin Chrome | \$61.33 |
|  | Dust Proof Strike: Certifications: Meets ANSI A156.16 for L04021. Face Plate: 1-7/16" x 2-29/32" x 1/8" depth (37 mm x 74 mm x 3 mm). Barrel Diameter: 1" (25 mm). Barrel Depth: 2-3/16" (56 mm). Plunger Diameter: 3/4" (19 mm). Materials: Brass. Fasteners: Two (2) #8 x 1" FPHWS, two (2) plastic anchors, and spanner wrench. Notes: • Packed unassembled with plate, strike, fasteners, and spanner wrench • May be used with carpet or threshold application by omitting face plate • Designed for use with the bottom bolt of a flush bolt set • Spring loaded plunger returns to floor or threshold level anytime flush bolt is retracted, eliminating the need to clean out the bottom strike | | | | |
| | IMCH0803 | 280X | | Satin Chrome | \$35.36 |
|  | Coordinating Device: Certifications: ANSI/BHMA A156.3 Type #21A. Base: 1-3/4" x 2-1/4" (45 mm x 57 mm). Materials: Steel. Finishes: Black Prime Coat. Maximum Astragal Overlap: 1" (25 mm). Stop Height: 5/8" (16 mm). Fasteners: Seven (7) 12-24 x 1-1/4" TPHMS and four (4) #8 x 1" FPH. combo screws. Notes: • For use with overall frame widths 60" (1524 mm), 72" (1829 mm), or 96" (2438 mm), consult Hager customer service if overall frame width is different than our stock sizes • Coordinating device is 52" (1321 mm) long for all stock sizes 60" (1524 mm), 72" (1829 mm), or 96" (2438 mm) • Filler bar is cut to length in field to match customers overall frame width • Non-handed • Designed for use on pairs of doors when one door needs to close before the other • Active door lever, located nearest to the active stop, holds the active door open until the trigger mechanism is released by the closing of the inactive leaf • Coordinator may not span the entire length of stop, 297F filler bar may be needed to fill up the extra space • Compatible with flush bolts • Optional mounting brackets 297M and 297N may be used when mounting other stop applied hardware • For use with active door widths 30" (762 mm) – 48" (1219 mm) • If active and inactive doors are unequal in length, consult Hager customer service for proper sizing. | | | | |
| | IMCH0804 | 297D | 72" | Black Prime Coat | \$256.21 |








COMMERCIAL MILLWORK

HAGAR TRIMS & AUXILIARY

| | Item # | Part # | Size | Finish | Per Each |
|---|--|--------|-----------------------|-----------------------|----------|
|  | Mounting Brackets: Jamb Depth: 4-3/4" (121 mm). Stop Height: 5/8" (16 mm). Finishes: Black prime coat. Fasteners: Four (4) 12-24 x 2" FPHMS and four (4) 1/4-20 x 1/2" FPHMS. Notes: • For use with 297D coordinator • For soffit width 7/8" - 2-1/4" (22 mm - 57 mm) • Allows stop mounted hardware to be properly installed without damaging the coordinator, such as a parallel arm closer or a nonfire rated surface vertical rod strike. | | | | |
| | IMCH0805 | 297M | Black Prime Coating | | \$48.81 |
|  | Concave Wall Stop: Certification: Meets ANSI A156.16 for L02251. Diameter: 2-7/16" (75 mm). Projection: 1" (25 mm). Materials: Wrought brass, bronze, stainless steel with grey rubber bumper. Fasteners: One (1) #10 x 1-1/2" PPHWS w/ plastic and toggle anchor. Notes: • Easy installation by inserting screwdriver through small hole in rubber bumper • Concealed tamper proof mounting • Concave rubber bumper prevents damage to locksets with projecting buttons • Specify 230T for machine screw and toggle nut screw pack (10 Pk) • BL236W is 236W case quantity 50. | | | | |
| | IMCH0806 | 236W | Satin Stainless Steel | | \$5.65 |
|  | Latch Protection Plate with Lock Cut Out: Size: 3" x 11" (76 mm x 279 mm). Materials: 12GA steel, stainless steel. Finishes: US2C, US32D. Fasteners: Two (2) 5/16-18 x 1-1/2" carriage bolts with sex nuts. Notes: • For use with 1-3/4" (45 mm) doors • Non-handed • Frame pin prevents prying of door • For use with cylindrical locksets with a 2-3/4" (70 mm) backset. | | | | |
| | IMCH0807 | 341D | Zinc Plated | | \$28.59 |
|  | Square Corner - Beveled Push Plate: Certification: Meets ANSI A156.6 for J301 Push Plate. Gauge: • 30S - 0.050" (1.3 mm) • A30S - 0.062" (1.6 mm). Materials: Aluminum, brass, bronze, stainless steel. Fasteners: Six (6) #6 x 5/8" OPH tapping screws. Options: May be ordered cut for cylinder (CFC) or engraved "PUSH". Notes: For sizes or finishes not listed in this catalog, contact Hager Customer Service for availability. | | | | |
| | IMCH0808 | 30S | 4X16 | Satin Stainless Steel | \$22.65 |
| | IMCH0821 | 30S | 4X16 | Bright Brass | \$55.21 |
|  | Square Corner - Pull Plate: Certification: Meets ANSI A156.6 for J301 Push Plate. Gauge: • 30S - 0.050" (1.3 mm) • A30S - 0.062" (1.6 mm). Materials: Aluminum, brass, bronze, stainless steel. Fasteners: Six (6) #6 x 5/8" OPH tapping screws. Options: May be ordered cut for cylinder (CFC) or engraved "PUSH". | | | | |
| | IMCH0809 | 33G | 4X16 | Satin Stainless Steel | \$81.00 |
| | IMCH0820 | 33G | 4X16 | Bright Brass | \$163.77 |






COMMERCIAL MILLWORK

HAGAR TRIMS & AUXILIARY

| | Item # | Part # | Size | Finish | Per Each |
|---|---|--------|------------------------------|------------------------------|----------|
|  | Automatic Flush Bolt Set for Metal Doors: Certifications: A, B, C, D, and E Label ANSI A156.3 Type #25 Face Plate: 1" x 6-3/4" (27 mm x 172 mm) Bolt Head: 1/2" (13 mm) square Bolt Throw: 3/4" (19 mm) Bolt Backset: 3/4" (19 mm) Mortise Strike: 15/16" x 2-1/4" (24 mm x 57 mm) Materials: Stainless steel and brass with steel components Finishes: US3, US4, US10, US10B, US15, US32, US32D Fasteners: Ten (10) #8 x 1" combo screws Notes: • Thermal lock automatically locks inactive door under high fire/heat conditions • 280X dust proof strikes are recommended for use with these sets • Used in pairs at top and bottom of inactive door • Fully automatic – bolts retract when active door is opened; bolts extend when active door is closed • Non-handed • Bolt head rods are adjustable • 3-hour fire rating for metal doors up to 4 feet wide by 9 feet tall. | | | | |
| | IMCH0811 | 292D | 1X6-3/4 | Stainless Steel Metal, Satin | \$332.02 |
|  | Door Silencer: Certifications: Meets ANSI A156.16 for L03011 Diameter: 1/2" (13 mm) Projection: 1/8" (3 mm) Materials: Rubber Notes: • For use with metal frames • Proper installation eliminates door rattle and provides constant tension for door latches or locks. | | | | |
| | IMCH0812 | 307D | 1/2" | Rubber | \$0.23 |
|  | Door Edge Filler Plate - 161 Prep | | | | |
| | IMCH0813 | 336A | 1-1/8" x 2-1/4" | Primed Steel | \$5.18 |
|  | Cylindrical Lock Strike Filler Plate - Frame | | | | |
| | IMCH0814 | 336R | 1-1/8" x 2-3/4" | Primed Steel | \$4.58 |
|  | Template Hinge Shim - 0.028" Thick | | | | |
| | IMCH0815 | 337A | 1-7/16" x 4-1/2" | Primed Steel | \$2.57 |
|  | Template Hinge Shim - 0.065" Thick | | | | |
| | IMCH0816 | 337B | 1-7/16" x 4-1/2" | Primed Steel | \$3.27 |
|  | Full Lip Strike with Round Corner | | | | |
| | IMCH0825 | 3958 | 1-5/8" x 2-1/4", 1/4" radius | US26D - Dull Chrome | \$11.91 |

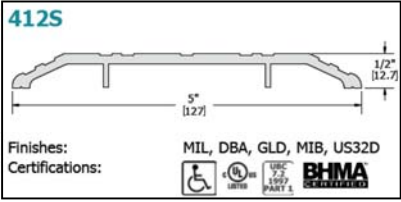
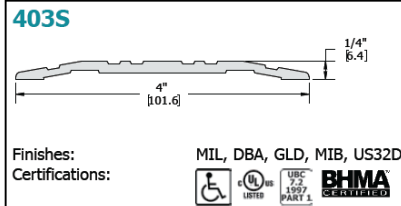
COMMERCIAL MILLWORK

HAGAR TRIMS & AUXILIARY

|  | Item # | Part # | Size | Finish | Per Each |
|---|--|---------|------------------------|--------------|----------|
| | <u>Door Face Filler Plate - 161 Prep - 0.055" Thick</u> | | | | |
| | IMCH0817 | 336D | 2-5/8" Diameter | Primed Steel | #N/A |
|  | <u>Hinge Filler Plate Frame - 0.134" Thick</u> | | | | |
| | IMCH0818 | 336L | 1-5/8" x 4-1/2" | Primed Steel | \$6.07 |
|  | <u>ASA Strike Filler Plate Frame 0.093" Thick</u> | | | | |
| | IMCH0819 | 336Q | 1-1/4" x 4-7/8" | Primed Steel | \$5.47 |
|  | <u>160 Degree Viewer</u> | | | | |
| | IMCH0823 | 1755 | For doors up to 2-1/8" | Satin Chrome | \$12.10 |
|  | <u>200 Degree Viewer</u> | | | | |
| | IMCH0824 | 1756 | For doors up to 2-1/8" | Satin Chrome | \$19.57 |
|  | <u>Thimble Strike</u> | | | | |
| | IMCT0001 | TS100BP | 1" Diameter | Bright Brass | \$10.44 |
| | IMCT0002 | TS100CP | 1" Diameter | Satin Chrome | \$10.44 |

COMMERCIAL MILLWORK

HAGAR THRESHOLDS & WEATHERSTRIPS

| | Item # | Part # | Size | Finish | Per Each |
|---|--|--------|-----------|----------------|----------|
| <div> <p>412S</p>  <p>Finishes: MIL, DBA, GLD, MIB, US32D Certifications: ADA, UBC 7-2 1997 Part 2, BHMA</p> </div> <div> <p>403S</p>  <p>Finishes: MIL, DBA, GLD, MIB, US32D Certifications: ADA, UBC 7-2 1997 Part 2, BHMA</p> </div> | <p>Saddle Threshold: To effectively seal out the elements, use in conjunction with a door bottom, sweep, shoe, or bumper strip. Fasteners: #10 x 1-1/2" sheet metal screws, other screw types and anchors available upon request Options: Available with Sure Step Non-Slip Abrasive Coating Notes: • MIL finish thresholds are supplied with zinc plated screws • Brass thresholds are supplied with brass screws • Color anodized thresholds are supplied with screws plated to match • Stainless steel thresholds are supplied with stainless steel screws.</p> | | | | |
| | IMCH1000 | 412S | 36" | MIL Finish | \$65.30 |
| | IMCH1001 | 412S | 48" | MIL Finish | \$87.07 |
| | IMCH1002 | 412S | 72" | MIL Finish | \$130.60 |
| | IMCH1003 | 403S | 36" | MIL Finish | \$42.04 |
| | IMCH1014 | 403S | 36" | Dark Bronze | \$72.07 |
| | IMCH1004 | 403S | 48" | MIL Finish | \$56.24 |
| | IMCH1005 | 403S | 72" | MIL Finish | \$84.31 |
| | IMCH1015 | 403S | 72" | Dark Bronze | \$144.19 |
| | <p>Door Bottom Sweeps: Typically door bottom sweeps are used on the exterior of an outswing door. Fasteners: #6 x 5/8" pan head sheet metal screws furnished with mortise types. Notes: • MIL finish weather stripping is supplied with zinc plated screws • Brass weather stripping is supplied with brass screws • Color anodized weather stripping is supplied with screws plated to match • Stainless steel weather stripping is supplied with stainless steel screws.</p> | | | | |
| | IMCH1006 | 750S | 36" | Clear Neoprene | \$23.21 |
| | IMCH1016 | 750S | 36" | Dark Bronze | \$36.01 |
| | IMCH1007 | 750S | 48" | Clear Neoprene | \$30.92 |
| | IMCH1008 | 802S | 36" | Mil Brush | \$25.32 |
| | IMCH1009 | 802S | 48" | Mil Brush | \$33.72 |
| | <p>Jamb Weather Stripping: Fasteners: #6 x 5/8" Pan head sheet metal screws. Notes: • MIL finish weather stripping is supplied with zinc plated screws • Brass weather stripping is supplied with brass screws • Color anodized weather stripping is supplied with screws plated to match • Stainless steel weather stripping is supplied with stainless steel screws.</p> | | | | |
| | IMCH1010 | 891S | 36" x 84" | MIL Vinyl | \$57.92 |
| | IMCH1011 | 891S | 48" x 84" | MIL Vinyl | \$61.14 |
| | IMCH1013 | 891S | 72" x 84" | MIL Vinyl | \$68.24 |
| | <p>Press-On Weather Stripping: Smoke Seal Systems: Add to the frame of a smoke rated opening to comply with the requirements of UBC 7-2 1997 Part II, NFPA 105 and UL1784. The addition of a smoke seal is necessary to complete installation instructions and validate the "S" label of a smoke control door.</p> | | | | |
| | IMCH1012 | 726S | 204" | Charcoal | \$48.53 |
| | <p>Door Bottoms: Provides a seal against weather. For best results, use in conjunction with a threshold. Fasteners: #6 x 5/8" Pan head sheet metal screws Notes: • Lengths up to 48" are supplied 1/2" over the stated size to allow for fitting • Lengths over 48" are supplied 1" over size • "Cut to exact length" may be specified • Constructed of strong extruded 6063-T5 aluminum.</p> | | | | |
| | IMCH1017 | 774S | 36" | MIL Finish | \$21.53 |

COMMERCIAL MILLWORK

| Badger # | Style | MFG # | Description | UOM | Per UOM |
|---|------------------|----------------------------|---|-----|-------------|
| DUNBARTON 4-5.25" WALL - BROWN WO/CASING (MASONITE HINGE LOCATIONS) | | | | | |
| IMCDF1301L | STD REDIFLEX SET | (5FXS4-5.25LH 36X80 BR NC) | 4-5.25" WALL - BROWN WOOD CASING 3068 LEFT HANDED MASONITE HINGE LOCATIONS PREP FOR 4"X4" 5/8" RADIUS HINGES & REDIFRAME 2-3/4" T-STRIKE DULL CHROME (RO: 37" x 80-11/16") | SET | *Quick Ship |
| IMCDF1301R | STD REDIFLEX SET | [5FXS4-5.25RH 36X80 BR NC] | 4-5.25" WALL - BROWN WOOD CASING 3068 RIGHT HANDED MASONITE HINGE LOCATIONS PREP FOR 4"X4" 5/8" RADIUS HINGES & REDIFRAME 2-3/4" T-STRIKE DULL CHROME (RO: 37" x 80-11/16") | SET | *Quick Ship |
| DUNBARTON 4-5.25" WALL - BRIGHT WHITE WO/CASING (MASONITE HINGE LOCATIONS) | | | | | |
| IMCDF3301L | STD REDIFLEX SET | [5FXS4-5.25LH 36X80 BW NC] | 4-5.25" WALL - BRIGHT WHITE WOOD CASING 3068 LEFT HANDED MASONITE HINGE LOCATIONS PREP FOR 4"X4" 5/8" RADIUS HINGES & REDIFRAME 2-3/4" T-STRIKE DULL CHROME (RO: 37" x 80-11/16") | SET | *Quick Ship |
| IMCDF3301R | STD REDIFLEX SET | (5FXS4-5.25RH 36X80 BW NC) | 4-5.25" WALL - BRIGHT WHITE WOOD CASING 3068 RIGHT HANDED MASONITE HINGE LOCATIONS PREP FOR 4"X4" 5/8" RADIUS HINGES & REDIFRAME 2-3/4" T-STRIKE DULL CHROME (RO: 37" x 80-11/16") | SET | *Quick Ship |
| DUNBARTON 6-7.25" WALL - BROWN WO/CASING (MASONITE HINGE LOCATIONS) | | | | | |
| IMCDF1341L | STD REDIFLEX SET | [5FXS6-7.25LH 36X80 BR NC] | 6-7.25" WALL - BROWN WOOD CASING 3068 LEFT HANDED MASONITE HINGE LOCATIONS PREP FOR 4"X4" 5/8" RADIUS HINGES & REDIFRAME 2-3/4" T-STRIKE DULL CHROME (RO: 37" x 80-11/16") | SET | *Quick Ship |
| IMCDF1341R | STD REDIFLEX SET | (5FXS6-7.25RH 36X80 BR NC) | 6-7.25" WALL - BROWN WOOD CASING 3068 RIGHT HANDED MASONITE HINGE LOCATIONS PREP FOR 4"X4" 5/8" RADIUS HINGES & REDIFRAME 2-3/4" T-STRIKE DULL CHROME (RO: 37" x 80-11/16") | SET | *Quick Ship |
| DUNBARTON 6-7.25" WALL - BRIGHT WHITE WO/CASING (MASONITE HINGE LOCATIONS) | | | | | |
| IMCDF3341L | STD REDIFLEX SET | [5FXS6-7.25LH 36X80 BW NC] | 6-7.25" WALL - BRIGHT WHITE WOOD CASING 3068 LEFT HANDED MASONITE HINGE LOCATIONS PREP FOR 4"X4" 5/8" RADIUS HINGES & REDIFRAME 2-3/4" T-STRIKE DULL CHROME (RO: 37" x 80-11/16") | SET | *Quick Ship |
| IMCDF3341R | STD REDIFLEX SET | [5FXS6-7.25RH 36X80 BW NC] | 6-7.25" WALL - BRIGHT WHITE WOOD CASING 3068 RIGHT HANDED MASONITE HINGE LOCATIONS PREP FOR 4"X4" 5/8" RADIUS HINGES & REDIFRAME 2-3/4" T-STRIKE DULL CHROME (RO: 37" x 80-11/16") | SET | *Quick Ship |

COMMERCIAL MILLWORK

| Badger # | Style | MFG # | Description | UOM | Per UOM |
|---|-------------------------------|--------------------------------|--|------|-------------|
| DUNBARTON 4" 5.25" WALL □ BROWN REDIFLEX W/O CASING | | | | | |
| IMCDF1102R | STD REDIFLEX SET | 31FXS4□5.25RH 36X84 3/16 BR NC | WOOD CASING 3070 RIGHT HANDED T□STK D.CHROME 4 1/2" SQ 90 EMBOSS FRAME (RO: 37" x 84-11/16") | SET | *Quick Ship |
| IMCDF1102L | STD REDIFLEX SET | 31FXS4□5.25LH 36X84 3/16 BR NC | WOOD CASING 3070 LEFT HANDED T□STK D.CHROME 4 1/2" SQ 90 EMBOSS FRAME (RO: 37" x 84-11/16") | SET | *Quick Ship |
| DUNBARTON 4" 5.25" WALL □ BRIGHT WHITE REDIFLEX W/O CASING | | | | | |
| IMCDF3102R | STD REDIFLEX SET | 31FXS4□5.25RH 36X84 3/16 BW NC | WOOD CASING 3070 RIGHT HANDED T□STK D.CHROME 4 1/2" SQ 90 EMBOSS FRAME (RO: 37" x 84-11/16") | SET | *Quick Ship |
| IMCDF3102L | STD REDIFLEX SET | 31FXS4□5.25LH 36X84 3/16 BW NC | WOOD CASING 3070 LEFT HANDED T□STK D.CHROME 4 1/2" SQ 90 EMBOSS FRAME (RO: 37" x 84-11/16") | SET | *Quick Ship |
| DUNBARTON REDIFRAME AND REDIFLEX ACCESSORIES | | | | | |
| Badger # | Cross Ref | Size | EXT DESCRIPTION | UOM | Per UOM |
| IMCD0001 | 8280910 | 12oz CAN | TOUCH UP PAINT □ BRIGHT WHITE | CAN | *Quick Ship |
| IMCD0003 | 61280025 | 12oz CAN | TOUCH UP PAINT □ REDIFRAME BROWN | CAN | *Quick Ship |
| IMCD0021 | 61260203 | DR CLOSER BRACKET | CLSR STD ARM UL BAR W/HOLES | EACH | *Quick Ship |
| IMCD0022 | 61360204 | DR CLOSER BRACKET | PARALLEL ARM CLSR BRKT W/TAPE | EACH | *Quick Ship |
| IMCD0041 | 61450003 | | STD CASING CORNER CLIPS 4PK BK | PKG | *Quick Ship |
| IMCD0061 | 61250005 | T STK PKG DC FIN | ADJ T STRIKES w/SCREWS | PKG | *Quick Ship |
| IMCD0081 | 61250017 | DB STK PKG DC FIN | DEADBOLT STRIKES w/SCREWS | PKG | *Quick Ship |
| IMCD0120 | HDR CASING STL 36 BR | HEAD CASING □ FLAT CASING 36" | HDR STEEL 36 STD PACK BR CRS | EACH | *Quick Ship |
| IMCD0121 | HDR CASING STL 36 BW | HEAD CASING □ FLAT CASING 36" | HDR STEEL 36 STD PACK BW CRS | EACH | *Quick Ship |
| IMCD0140 | | CASING RETAINER BAG | BAG=18 RETAINERS, SCREWS & 2 CASING CORNERS (NEED 2 BAGS TO DO BOTH SIDES OF A FRAME) | BAG | *Quick Ship |
| IMCD0200 | RH UPRT CASING STL 80 3/16 BR | 80□3/16" UR CASING | RH UP STEEL 80 3/16 STD PACK BR CRS | EACH | *Quick Ship |
| IMCD0201 | LH UPRT CASING STL 80 3/16 BR | 80□3/16" UR CASING | LH UP STEEL 80 3/16 STD PACK BR CRS | EACH | *Quick Ship |
| IMCD0204 | RH UPRT CASING STL 84 3/16 BR | 84□3/16" UR CASING | RH UP STEEL 84 3/16 STD PACK BR CRS | EACH | *Quick Ship |
| IMCD0205 | LH UPRT CASING STL 84 3/16 BR | 84□3/16" UR CASING | LH UP STEEL 84 3/16 STD PACK BR CRS | EACH | *Quick Ship |
| IMCD0206 | RH UPRT CASING STL 84 3/16 BW | 84□3/16" UR CASING | RH UP STEEL 84 3/16 STD PACK BW CRS | EACH | *Quick Ship |
| IMCD0207 | LH UPRT CASING STL 84 3/16 BW | 84□3/16" UR CASING | LH UP STEEL 84 3/16 STD PACK BW CRS | EACH | *Quick Ship |
| IMCD0210 | RH UPRT CASING STL 80 3/16 BW | 80□3/16" UR CASING | RH UP STEEL 80 3/16 STD PACK BW CRS | EACH | *Quick Ship |
| IMCD0211 | LH UPRT CASING STL 80 3/16 BW | 80□3/16" UR CASING | LH UP STEEL 80 3/16 STD PACK BW CRS | EACH | *Quick Ship |

THIS PAGE LEFT BLANK