


SYLVANIX
outdoor products inc™



2019

PRODUCT GUIDE

SYLVANIXDECKING.COM

WHY SYLVANIX?

Sylvanix Decking offers all the beauty of natural wood with the practicality and long life of composite decking.

Enjoy the look and feel of traditional wood decking with minimal maintenance and a reduced environmental impact.

Sylvanix Decking is the modern alternative, offering ageless beauty and endless possibilities to define your style, your space, and your life.

ADVANCED TECHNOLOGY

Backed by a 25 year limited residential warranty and using the latest in advanced technology, Sylvanix reimagines composite decking to provide a high performance product that outlasts the elements and stands the test of time so that you can create your dream deck and build with confidence.

SUSTAINABLE DESIGN

Choosing Sylvanix Decking makes sustainable design easy to achieve. Our composite deck boards are manufactured with 85% recycled content, using less virgin material in the manufacturing process and reducing the amount of waste generated compared to conventional wood decking.

ECO FRIENDLY. LONGER LASTING.

Working with its environmental partners, Sylvanix takes its commitment to the environment one step further. Sylvanix pledges to plant a tree for every deck board sold.

1 DECK BOARD = 1 TREE PLANTED

For the average backyard deck, that's 40 new trees planted to renew, sustain, and protect the future of our environment.





25
YEAR
LIMITED
WARRANTY










Sylvanix Decking Elite Series
in Cherrywood

elitecollection™

TIMELESS BEAUTY, TRADITIONAL CHARM

The Sylvanix Elite Collection draws from nature to capture the essence and aesthetics of real wood. Subtle color and texture variations mimic the intricate details of natural wood grain. From the subtle blue undertones of Lake Grey to the golden hues of Harvest Brown, the Elite Collection's range of colors are stylish, warm, and instantly inviting - ready to complement any surrounding.




Square Edge Board
5.24" x 0.94" (Available lengths: 20')



Grooved Edge Board
5.24" x 0.94" (Available lengths: 12', 16' and 20')



Riser
7.24" x 0.71" (Available lengths: 12')



Fascia Board
11.25" x 0.71" (Available lengths: 12')



FASTENING FREEDOM

Sylvanix Elite grooved decking is compatible with most hidden fastening systems designed for use with composite decking. Sylvanix recommends stainless steel composite screws for all face fastening applications.

FEATURED IN
THE
ARCHITECTS NEWSPAPER





Sylvanix Decking Skyline Series
Traditional Finish in Teak

skyline^{series}

MODERN INTERPRETATION


Whether it's an urban escape, a rooftop oasis, or a rustic retreat, Skyline Series architectural finish decking incorporates seamlessly. Its clean lines and understated style complements any space and works with any design aesthetic.



ARCHITECTURAL FINISH

VERSATILE FUNCTIONALITY


Skyline Series traditional finish decking features a unique geometric, linear design that gives a fresh look to any setting. From marina docks to casual outdoor hangouts, there's no reason to limit yourself or your deck.



TRADITIONAL FINISH


Square Edge Board

5.31" x 0.94" (Available lengths: 20')



Grooved Edge Board

5.31" x 0.94" (Available lengths: 12', 16' and 20')



Riser

7.24" x 0.71" (Available lengths: 12')



Fascia Board

11.26" x 0.71" (Available lengths: 12')



FASTENING FREEDOM

Sylvanix Skyline grooved decking is compatible with most hidden fastening systems designed for use with composite decking. Sylvanix recommends stainless steel composite screws for all face fastening applications.



800 5TH AVENUE, SUITE 4100
SEATTLE, WA 98104
206-447-1493