



# BADGER ENTRY SYSTEMS MARCH 2015



Good, Better, Best – Steel Doors	Badger Wood & Steel Formanek Doors
<ul style="list-style-type: none"> <li>*Affordable – Limited Options</li> <li>*Best Application: Service &amp; Utility Doors</li> <li>*Two styles: Flush &amp; 6-Panel with or without lites</li> <li>*Good &amp; Better Doors -W/E</li> <li>*Best Doors - S/E with Adjustable Hinge</li> <li>*Adjustable sill, composite substrate</li> <li>*5-Year Limited Warranty (Steel Slab)</li> </ul>	<ul style="list-style-type: none"> <li>* Available in Steel or Fiberglass Exteriors with W/E or S/E</li> <li>*Exterior - 22 or 24 ga. steel &amp; many fiberglass species</li> <li>*Interior - multiple wood species to match your interior doors</li> <li>*Multiple Door Lite Style Options</li> <li>*Adjustable high-dam, composite sill</li> <li>*Rot-free jamb *10 year Warranty (Door Slab)</li> </ul>
Masonite Steel Doors	Masonite Fiberglass Doors
<ul style="list-style-type: none"> <li>*Smooth High Definition *Multiple Door Styles</li> <li>*Multiple Door Lite Style Options</li> <li>*With or without sidelites *True square edge design</li> <li>*Adjustable high-dam, composite sill *Rot-free jamb</li> <li>*15 Year Warranty (Door Slab)</li> </ul>	<ul style="list-style-type: none"> <li>Available in Belleville or Barrington Door Series</li> <li>*Smooth or Textured Wood-grain *Multiple Door Styles</li> <li>*Multiple Door Lite Style Options</li> <li>*With or without sidelites *True square edge design</li> <li>*Adjustable high-dam, composite sill *Rot-free jamb</li> <li>*Limited Lifetime Warranty (Door Slab)</li> </ul>
Tru Tech Steel Doors	Tru Tech Fiberglass Doors
<ul style="list-style-type: none"> <li>*Stocked as PolyTex Factory Prefinished White</li> <li>*Smooth High Definition *Multiple Door Styles</li> <li>*Multiple Door Lite Style Options</li> <li>*With or without sidelites *True square edge design</li> <li>*Adjustable high-dam, composite sill *Rot-free jamb</li> <li>*20 Year Warranty (Door Slab)</li> </ul>	<ul style="list-style-type: none"> <li>* Available in Harbor Craft or Belmont Door Series</li> <li>*Smooth or Textured Wood-grain *Multiple Door Styles</li> <li>*Multiple Door Lite Style Options</li> <li>*With or without sidelites *True square edge design</li> <li>*Adjustable high-dam, composite sill *Rot-free jamb</li> <li>*Limited Lifetime Warranty (Door Slab) on both Series except Belmont Smooth which carries a 25 year Warranty (Door Slab)</li> </ul>
<p><b>Storm doors can cause heat damage and can void warranty, venting storm doors are highly recommended.</b>  <b>Dark colored doors facing south and west with exposure can cause heat damage and are not recommended, especially when combined with storm doors units.</b>  <b>Please follow manufacturer recommendations for care and maintenance of your door system.</b></p>	

STANDARD LEAD TIMES FOR DOORS	
Good, Better, Best Doors:	Next Day
Factory Prefinished or Raw Doors:	5 Days
Prefinished (once all materials are present & colormatch's are approved):	12 Days

*Timeless Finishes by Badger*



**BADGER CORRUGATING COMPANY**  
— MILLWORK DIVISION —

1012 GREEN BAY ST., LA CROSSE, WISCONSIN, 54601  
 MILLWORK WATS: 1-877-234-9756 MILLWORK FAX: (608) 788-4251  
 PHONE: (608) 788-0100 CORPORATE WATS: 1-800-356-8004



## GLASS WARRANTIES

### TRUTECH

Warranties are prorated and only cover the cost of the glass:

0-5 years 100%

6-8 years 75% (customer pays 25%)

9-10 years 50% (customer pays 50%)

10+ years 30% (customer pays 70%)

### MASONITE

Warranties are prorated and only cover the cost of the glass:

0-5 years 100%

6-8 years 75% (customer pays 25%)

9-10 years 50% (customer pays 50%)

### RSL

#### Commodity Door Glass

\*Lifetime Warranty on Frame & Glass.

\*Install with screws to inside.

\*Do not over tighten (max 18-20 inch/lbs).

\*Limited lifetime warranty details available at: [www.RSLinc.com/marketing/energy](http://www.RSLinc.com/marketing/energy).

\*Storm doors can cause heat damage not covered by warranty, venting storm doors are recommended.

\*Maintenance-free frame does not require painting or staining. If painting is desired, use primer and paint labeled 'for plastics'. Then use 2 coats of clear polyurethane. Paint thinners or similar chemicals void warranty.

#### Blinds Between the Glass

\*Lifetime Warranty on Frame & Glass.

\*Blinds are sealed between safety tempered glass.

\*Always transport, store and install with blinds in raised position.

\*To tilt blinds, simply slide top operator.

\*To raise or lower, tilt the blinds into the open position.

\*Do not over tighten (max 18-20 inch/lbs).

\*Limited lifetime warranty details available at: [www.RSLinc.com/marketing/energy](http://www.RSLinc.com/marketing/energy).

\*Easy to clean; no dusting!

\*Maintenance-free frame does not require painting or staining. If painting is desired, use primer and paint labeled 'for plastics'. Then use 2 coats of clear polyurethane. Paint thinners or similar chemicals void warranty.

#### Decorative Door Glass

\*Lifetime Warranty on Frame & Glass.

\*Install with screws to inside.

\*Do not over tighten (max 18-20 inch/lbs).

\*Interior decorative glass is handcrafted, so bubbles and pattern variations are not defects.

\*Limited lifetime warranty details available at: [www.RSLinc.com/marketing/energy](http://www.RSLinc.com/marketing/energy).

\*Storm doors can cause heat damage not covered by warranty, venting storm doors are recommended.

\*Maintenance-free frame does not require painting or staining. If painting is desired, use primer and paint labeled 'for plastics'. Then use 2 coats of clear polyurethane. Paint thinners or similar chemicals void warranty.

## **LIFE-TIME LIMITED WARRANTY FOR DURA-FRAME EXTERIOR DOOR JAMBS, MULL POSTS AND BRICKMOLD**

### **A. Who and What is Covered**

This warranty is made only to the original non-consumer purchaser (herein referred to as the "Purchaser") of Dura-Frame Exterior Door Jambs, Mull Posts and Brickmold from G-M Wood Products, Inc., a Michigan corporation, whose address is 531 Clay Street, P.O. Box 266, Newaygo, Michigan 49337 (herein referred to as the "Manufacturer"). This warranty is not transferable. This warranty is restricted to Dura-Frame Exterior Door Jambs, Mull Posts and Brickmold that are incorporated by the Purchaser into exterior door frames that are installed in new residential construction in the United States of America in conformity with all applicable local building codes and regulations and that are thereafter properly maintained.

### **B. What The Manufacturer Will Do**

If the Alaskan Yellow Cypress (also known as Alaskan Yellow Cedar) portion (the lower approximate 6 inches) of a Dura-Frame Exterior Door Jamb, Mull Posts or Brickmold covered by this warranty deteriorates due to rot, decay, insect damage or fungus caused by water wicking through the end grain of the door jamb, such that the door jamb, mull post or brickmold is unable to support a sill or hinge, then, subject to the exceptions in Paragraph D, the Manufacturer will furnish to Purchaser a new Dura-Frame Exterior Door Jamb, Mull Post or Brickmold and reimburse the Purchaser up to a maximum of \$250 per door opening for third-party labor costs to install the replacement door jamb(s), mull post(s) or brickmold(s) in the original door frame.

This warranty is limited to one replacement door jamb, mull post or brickmold for each defective original door jamb, mull post or brickmold.

### **C. Submission of Warranty Claims**

To submit a claim under this warranty, the Purchaser must submit written or pictorial evidence supporting Purchaser's claim, including proof of proper installation and maintenance and the extent and cause of covered deterioration. If requested by the Manufacturer, Purchaser must also submit the subject door jamb, mull post or brickmold to the Manufacturer at Manufacturer's closest plant for inspection. Manufacturer's decision on warranty claims is final so long as that decision is in good faith.

### **D. What This Warranty Does Not Cover**

1. This limited warranty stated herein is in lieu of any and all warranties, express or implied (whether written or oral), including, but not limited to, the implied warranties of merchantability and fitness for a particular purpose.
2. Manufacturer shall not be liable for any incidental, consequential, special or contingent damages or expenses, arising, directly or indirectly, from any defect in the Dura-Frame Exterior Door Jamb, Mull Post or Brickmold or the use of the Dura-Frame Exterior Door Jamb, Mull Post or Brickmold.
3. Manufacturer shall not be liable under this warranty and this warranty shall be void and have no effect if the following events occur:
  - a. The Dura-Frame Exterior Door Jamb, Mull Post or Brickmold has been subject to misuse, alteration, neglect or accident.
  - b. The Dura-Frame Exterior Door Jamb, Mull Post or Brickmold has not been installed in accordance with the applicable local building code(s) and/or regulations.
  - c. The Dura-Frame Exterior Door Jamb, Mull Post or Brickmold has been trimmed on the Alaskan Yellow Cypress end.
  - d. The Dura-Frame Exterior Door Jamb, Mull Post or Brickmold has not been painted with a high grade exterior latex paint within 90 days of installation and continuously painted thereafter in accordance with the paint manufacturer's recommendations.
  - e. The Dura-Frame Exterior Door Jamb, Mull Post or Brickmold is removed from its original installation location.
  - f. The Dura-Frame Exterior Door Jamb, Mull Post or Brickmold is installed in direct contact with wet cement, soil or other moist materials or has been submerged in water.
4. Manufacturer does not warrant paint adhesion or paint appearance. Manufacturer's only warranty with respect to paint is that the Dura-Frame Exterior Door Jambs, Mull Posts or Brickmold are primed with a latex primer intended for limited exterior exposure at the time of delivery to Purchaser.
5. Except when specifically prohibited by the applicable state law, the Purchaser, and not the Manufacturer, shall be liable for and shall pay for all charges in excess of \$250 per door opening for labor or other expenses incurred in the removal, repair or replacement of the Dura-Frame Exterior Door Jamb, Mull Post or Brickmold claimed to be defective or for any other expense incurred to remedy any defect in the product.

Such charges may include, but are not necessarily limited to:


  - a. All costs necessary or incidental in removing the defective Dura-Frame Exterior Door Jamb, Mull Post or Brickmold and installing a replacement Dura-Frame Exterior Door Jamb, Mull Post or Brickmold.
  - b. Any material required to complete, and/or permits required for, installation of a replacement Dura-Frame Exterior Door Jamb, Mull Post or Brickmold.
  - c. All costs necessary or incidental in returning the defective Dura-Frame Exterior Door Jamb, Mull Post or Brickmold to a location designated by the manufacturer.
6. The terms of this Limited Warranty cannot be modified by any person, whether or not he/she claims to represent or act on behalf of the Manufacturer.

## The Badger Corrugating Team




**Mike Sexauer**  
CEO / Owner  
ext. 228

[msexauer@badgerlax.com](mailto:msexauer@badgerlax.com)



**John Kreutzman**  
Controller  
ext. 247

[jkreutzman@badgerlax.com](mailto:jkreutzman@badgerlax.com)



**Brian Mlsna**  
Sales Manager (xt. 219)  
(608) 385-8254

[bmlsna@badgerlax.com](mailto:bmlsna@badgerlax.com)




**Roger Clark**  
Outside Dealer Sales  
(608) 792-3489

[rclark@badgerlax.com](mailto:rclark@badgerlax.com)



**Paul Ewerdt**  
Outside Dealer Sales  
(608) 792-1554

[pewerdt@badgerlax.com](mailto:pewerdt@badgerlax.com)



**Ray Grant**  
Outside Dealer Sales  
(608) 792-6423

[rgrant@badgerlax.com](mailto:rgrant@badgerlax.com)




**Todd Grell**  
Outside Dealer Sales  
(608) 792-2323

[tgrell@badgerlax.com](mailto:tgrell@badgerlax.com)




**Kim Kluever**  
Outside Dealer Sales  
(608) 792-4426

[kkluever@badgerlax.com](mailto:kkluever@badgerlax.com)



**Mark Miller**  
Outside Dealer Sales  
(608) 792-0361

[mmiller@badgerlax.com](mailto:mmiller@badgerlax.com)



**Jeff Romnek**  
Outside Dealer Sales  
(608) 386-0506

[jromnek@badgerlax.com](mailto:jromnek@badgerlax.com)



## The Badger Corrugating Team



Scott Flatten  
Millwork Manger  
ext. 205

[sflatten@badgerlax.com](mailto:sflatten@badgerlax.com)



Tony Canney  
Interior MW Specialist  
(608) 792-8263

[tcanney@badgerlax.com](mailto:tcanney@badgerlax.com)



Dan Grimsrud  
Interior MW Specialist  
(608) 792-7825

[dgrimsrud@badgerlax.com](mailto:dgrimsrud@badgerlax.com)



Kevin Kostroski  
Interior MW Specialist  
(715) 218-6545

[kkostroski@badgerlax.com](mailto:kkostroski@badgerlax.com)



David Nadolski  
Interior MW Specialist  
(608) 317-3330

[dnadolski@badgerlax.com](mailto:dnadolski@badgerlax.com)



John Ringet  
Interior MW Specialist  
(608) 790-5564

[jringuet@badgerlax.com](mailto:jringuet@badgerlax.com)



Allen Stoddard  
Interior MW Specialist  
(608) 386-9657

[astoddard@badgerlax.com](mailto:astoddard@badgerlax.com)



Jason Betz  
Millwork Sales  
ext. 307

[jbetz@badgerlax.com](mailto:jbetz@badgerlax.com)



Michelle Carter  
Millwork Sales  
ext. 272

[michellecarter@badgerlax.com](mailto:michellecarter@badgerlax.com)




John Houge  
Millwork Sales  
ext. 241

[jhouge@badgerlax.com](mailto:jhouge@badgerlax.com)



Scot Korish  
Millwork Sales  
ext. 330

[skorish@badgerlax.com](mailto:skorish@badgerlax.com)



Garret Prince  
Millwork Sales  
ext. 242

[gprince@badgerlax.com](mailto:gprince@badgerlax.com)



Kevin Larson  
Millwork Sales  
ext. 248/281

[klarson@badgerlax.com](mailto:klarson@badgerlax.com)



John LeQuesne  
Millwork Commercial Sales  
ext. 267

[jlequesne@badgerlax.com](mailto:jlequesne@badgerlax.com)



Joe Maliszewski  
Millwork Sales  
ext. 243

[jmaliszewski@badgerlax.com](mailto:jmaliszewski@badgerlax.com)



John Ritter  
Millwork Sales  
ext. 230

[jritter@badgerlax.com](mailto:jritter@badgerlax.com)

## The Badger Corrugating Team



Lisa Schlicht  
Millwork Sales  
ext. 306

[lschlicht@badgerlax.com](mailto:lschlicht@badgerlax.com)




Mary Vinson  
Millwork Sales  
ext. 304

[mvinson@badgerlax.com](mailto:mvinson@badgerlax.com)



David Scidmore  
Operations Manager  
ext. 234

[dscidmore@badgerlax.com](mailto:dscidmore@badgerlax.com)



Jody Miedema  
Production Manager  
ext. 318

[jmiedema@badgerlax.com](mailto:jmiedema@badgerlax.com)



Jeff Sexauer  
Ext. MW Logistics Coordinator  
ext. 313

[jsexauer@badgerlax.com](mailto:jsexauer@badgerlax.com)



Dannielle Schmitz  
Operations Assistant  
ext. 259

[dschmitz@badgerlax.com](mailto:dschmitz@badgerlax.com)



Kent Bezdicsek  
Operations Support  
ext. 231

[kbezdicsek@badgerlax.com](mailto:kbezdicsek@badgerlax.com)



Becky Colsch  
Operations Support  
ext. 268

[bcolsch@badgerlax.com](mailto:bcolsch@badgerlax.com)




Jill Czarnecki  
Operations Support  
ext. 317

[jczarnecki@badgerlax.com](mailto:jczarnecki@badgerlax.com)



Ryan Burg  
Pre-Finish Night Supervisor  
ext. 944

[rburg@badgerlax.com](mailto:rburg@badgerlax.com)



Tim James  
Operations Support  
(608) 792-2213

[tjames@badgerlax.com](mailto:tjames@badgerlax.com)



Brian Arneson  
Interior MW Buyer  
ext. 260

[barneson@badgerlax.com](mailto:barneson@badgerlax.com)



Deb Greeno  
Pre-Finish Day Supervisor  
(608) 792-0357

[dgreeno@badgerlax.com](mailto:dgreeno@badgerlax.com)



Brad Dungy  
Pre-Finish Pkg Supervisor  
ext. 944



## The Badger Corrugating Team




Rebecca Grapes  
HR Manager  
ext. 236/273

[rgrapes@badgerlax.com](mailto:rgrapes@badgerlax.com)



Julia Quandt  
Marketing Manager  
ext. 223

[jquandt@badgerlax.com](mailto:jquandt@badgerlax.com)



James Bye  
IT Specialist  
ext. 238

[jbye@badgerlax.com](mailto:jbye@badgerlax.com)




Diane Branson  
A/P Manager  
ext. 237

[dbranson@badgerlax.com](mailto:dbranson@badgerlax.com)



Kevin Wagner  
Accountant  
ext. 233

[kwagner@badgerlax.com](mailto:kwagner@badgerlax.com)



Stephanie Bott  
Pricing and BOM Specialist  
ext. 314/242

[sbott@badgerlax.com](mailto:sbott@badgerlax.com)



Danielle Trussoni  
Accounting  
ext. 233

[dtrussoni@badgerlax.com](mailto:dtrussoni@badgerlax.com)



Lindsey Rommel  
Receptionist  
ext. 222

[lrommel@badgerlax.com](mailto:lrommel@badgerlax.com)



Mai Vang  
Receptionist  
Ext. 201

[mvang@badgerlax.com](mailto:mvang@badgerlax.com)



Michelle Wildes  
Accounts Receivable  
ext. 223


[mwildes@badgerlax.com](mailto:mwildes@badgerlax.com)

**THIS PAGE LEFT BLANK.**



**ASK YOUR SALES AGENT TO INSERT YOUR  
LIST MULTIPLIER PAGE HERE**

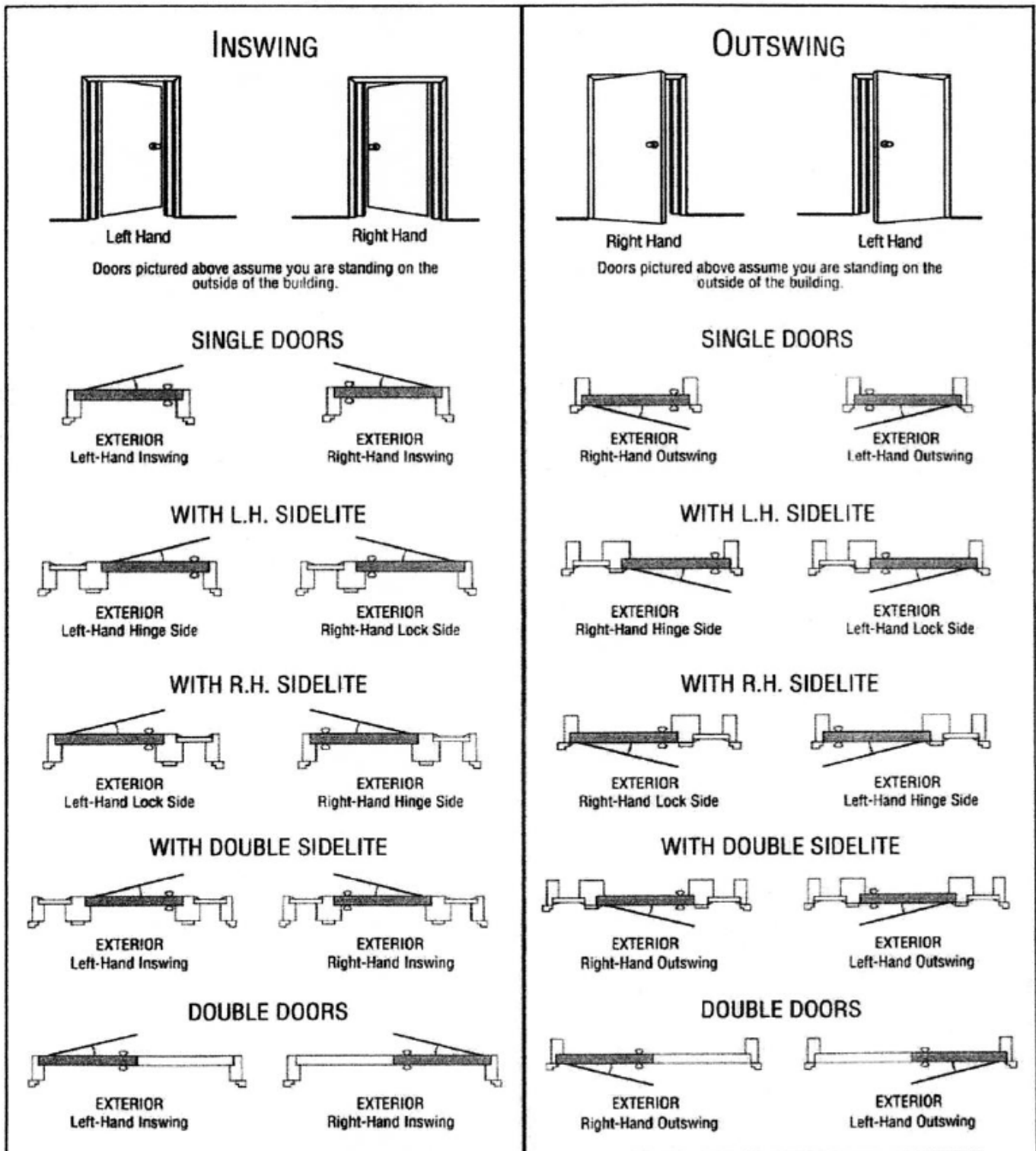
**THIS PAGE LEFT BLANK.**

ENTRY SYSTEMS INDEX			
Description		Page	
<b>Columns</b>		XD-K-1-5	
<b>Easy Change Storm Doors</b>		XD-J-1-3	
<b>Finish Options</b>			
Exterior Color Options		XD-H-2	
Prefinishing Charges		XD-H-3	
<b>Hardware, Hinges &amp; Locksets</b>			
Hinges		XD-I-2-3	
Builder's Hardware		XD-I-4	
Locksets		XD-I-5-12	
Multi-Point Locking System		XD-I-13-16	
<b>Masonite Steel Doors</b>			
<b>High Definition Paintable Wood Edge 24 Ga.</b>			
Flush		XD-C-2-4	
6-Panel		XD-C-4-5	
<b>High Definition Paintable Steel Edge 24 Ga.</b>			
Flush		XD-C-6-8	
6-Panel		XD-C-8-9	
2-Panel Square		XD-C-10	
2-Panel Plank		XD-C-11	
2-Panel Hollister		XD-C-11	
4-Panel Blank Top		XD-C-12	
3-Panel Craftsman		XD-C-13	
2668 & 3668 Flush		XD-C-14	
2668 6-Panel		XD-C-14	
<b>Masonite Fiberglass Doors</b>			
<b>Belleville Smooth</b>			
Flush		XD-E-2-4	
6-Panel		XD-E-5-6	
2-Panel Plank Camber Top		XD-E-6	
2-Panel Hollister		XD-E-7	
<b>Belleville Oak Textured</b>			
Flush		XD-E-7-9	
6-Panel		XD-E-9-11	
6-Panel - 20 Min 		XD-E-11	
3-Panel Arch Top		XD-E-11	
<b>Miscellaneous Options</b>			
Door & Lite Combinations		XD-G-2	
Stocking Lite Options		XD-G-3-4	
SPO Lite Options		XD-G-5-6	
Cladding Information		XD-G-7	
Jamb Size Options		XD-G-8	
Brickmold Options		XD-G-8	
Thresholds Options		XD-G-8	
Cladding Options		XD-G-8	
Deadbolt Prep		XD-G-9	
3 Point Lock Machining		XD-G-9	
Construction Door		XD-G-9	
Construction Sidelite Panel		XD-G-9	
Magnetic Weather Strip		XD-G-9	
Hinge Options		XD-G-9	
Fire Rated Labels		XD-G-9	
Door Height Cut Down		XD-G-9	
Peep Hole Prep		XD-G-9	
Craftsman Dentil Shelves		XD-G-9	
Tru-Loc Window & Door Install Anchor		XD-G-10-11	
Description		Page	
<b>TruTech Steel Doors</b>			
<b>High Definition Pre-Finished White Wood Edge 24 Ga.</b>			
Flush		XD-D-2-4	
6-Panel		XD-D-4-5	
<b>High Definition Pre-Finished White Steel Edge 24 Ga.</b>			
Flush		XD-D-6-8	
6-Panel		XD-D-8-9	
2-Panel 3/4 Top Open		XD-D-10	
4-Panel Blank Top		XD-D-10-11	
3-Panel Craftsman (Pre-Finished White)		XD-D-11	
2668 & 3668 Flush		XD-D-12	
2668 6-Panel		XD-D-12	
Adjustable Hinge Instructions		XD-D-13	
<b>TruTech Fiberglass Doors</b>			
<b>Harbour Craft Cherry</b>			
6-Panel		XD-F-2-3	
3-Panel Arch Top		XD-F-3	
<b>Harbour Craft Fir</b>			
3-Panel Craftsman		XD-F-3	
<b>Belmont Mahogany</b>			
6-Panel		XD-F-4-5	
2-Panel 3/4 Top Open		XD-F-5-6	
<b>Belmont Mahogany Rustic</b>			
2-Panel Craftsman w/Clear Lite		XD-F-6	
2-Panel Craftsman w/Heritage Lite		XD-F-6	
2-Panel Craftsman w/Berkley Lite		XD-F-6	
2-Panel Craftsman w/Rain Lite		XD-F-6	
<b>Belmont Smooth</b>			
2-Panel Craftsman w/Clear Lite		XD-F-6	
2-Panel Craftsman w/Heritage Lite		XD-F-6	
2-Panel Craftsman w/Berkley Lite		XD-F-6	
2-Panel Craftsman w/Rain Lite		XD-F-6	
<b>Belmont Smooth Beadboard</b>			
1-Panel Craftsman w/Clear Lite		XD-F-7	
1-Panel Craftsman w/Heritage Lite		XD-F-7	
1-Panel Craftsman w/Berkley Lite		XD-F-7	
1-Panel Craftsman w/Rain Lite		XD-F-7	
<b>Belmont Rift Cut Oak</b>			
3-Panel Craftsman w/Clear Lite		XD-F-7	
3-Panel Craftsman w/Heritage Lite		XD-F-7	
3-Panel Craftsman w/Berkley Lite		XD-F-7	
3-Panel Craftsman w/Rain Lite		XD-F-7	
<b>Specialty Doors</b>			
Good, Better, Best 4-9/16"		XD-B-2	
Good, Better, Best 6-9/16"		XD-B-3	
Specialty Wood Doors		XD-B-4	
Specialty Fire Rated Doors		XD-B-4	
Koch Formanek Doors		XD-B-5	
Specialty Wood Doors		XD-B-4	
Specialty Fire Rated Doors		XD-B-4	
Koch Formanek Doors		XD-B-5	


ENTRY SYSTEM STANDARD SPECIFICATIONS							
<b>Door Surface:</b> Smooth steel. Smooth or textured fiberglass.							
<b>Door Construction:</b> 24-Ga. steel with thermal break edge. Wood edge fiberglass laminated edge/composite bottom rail.							
<b>Insulation:</b> Foamed in-place polyurethane core.							
<b>Fire Rating:</b> 1-1/2 hour Class B label for steel doors without lites combined with metal frame. 20 minute rating on fiberglass and steel doors without lites combined with a wood frame ( <i>not mahogany</i> ).							
<b>Face Bore:</b> 2-1/8" diameter lockset. Optional deadbolt bore.							
<b>Edge Preparation:</b> Two 1" x 2-1/4" mortised lock and deadbolt cutouts, 5-1/2" on center.							
<b>Frame:</b> 4-9/16" standard wood frame. Optional steel or aluminum clad frames available.							
<b>Weatherstrip:</b> Compression (standard) or magnetic (optional).							
<b>Brickmold:</b> Standard wood.							
<b>Astragal:</b> Aluminum, steel and smooth fiberglass doors will have a paintable astragal, textured fiberglass doors will have a stainable astragal.							
<b>Hinges:</b> Three 4"x4" ball bearing yellow zinc for steel doors. Three 4"x4-1/4" ball bearing yellow zinc for							
<b>Threshold:</b> Thermal break adjustable aluminum standard. Handicap and bumper outswings optional.							
<b>Sweep:</b> Installed on all doors.							
<b>Glass Door Lites:</b> Availability shown in door and lite selection page.							
<b>Backset:</b> 2-3/4" 2/10, 3/0 and 3/6 doors. 2-3/8" 2/6 and 2/8 doors.							
<b>Factory Finish:</b> Primed smooth steel; primed smooth fiberglass; textured stainable fiberglass.							
<b>Sidelite Panel Size:</b> 12" and 14" widths. Nominal 80" height. 1-3/4" thickness.							
ROUGH OPENING WIDTHS							
DOOR SIZE	2'6"	2'8"	2'10"	3'0"	5'0"	5'4"	6'0"
Primed Jamb (Door Only)	32-3/16	34-3/16	36-3/16	38-3/16	62-3/4	66-3/4	74-3/4
w/Standard Cladding	32-3/16	34-3/16	36-3/16	38-3/16	62-3/4	66-3/4	74-3/4
OS w/Standard Cladding	32-3/8	34-3/8	36-3/8	38-3/8	63-1/16	67-1/16	75-1/16
Door w/1-12" Sidelite	45-11/16	47-11/16	49-11/16	51-11/16	76-1/4	80-1/4	88-1/4
w/Standard Cladding	45-11/16	47-11/16	49-11/16	51-11/16	76-1/4	80-1/4	88-1/4
OS w/Standard Cladding	47-3/16	49-3/16	51-3/16	53-3/16	78-3/16	81-3/4	89-3/4
Door w/2-12" Sidelites	59-3/16	61-3/16	63-3/16	65-3/16	89-3/4	93-3/4	101-3/4
w/Standard Cladding	59-3/16	61-3/16	63-3/16	65-3/16	89-3/4	93-3/4	101-3/4
OS w/Standard Cladding	62	64	66	68	92-9/16	96-9/16	104-9/16
Door w/1-14" Sidelite	47-11/16	49-11/16	51-11/16	53-11/16	78-1/4	82-1/4	90-1/4
w/Standard Cladding	47-11/16	49-11/16	51-11/16	53-11/16	78-1/4	82-1/4	90-1/4
OS w/Standard Cladding	49-3/16	51-3/16	53-3/16	55-3/16	79-3/4	83-3/4	90-3/4
Door w/2-14" Sidelites	63-3/16	65-3/16	67-3/16	69-3/16	93-3/4	97-3/4	105-3/4
w/Standard Cladding	63-3/16	65-3/16	67-3/16	69-3/16	93-3/4	97-3/4	105-3/4
OS w/Standard Cladding	66	68	70	72	96-9/16	100-9/16	108-9/16
ROUGH OPENING HEIGHTS							
Standard Threshold Inswing=82-1/4" Outswing=81-1/2"							
Handicap Threshold Inswing=81-3/8" Outswing=81-1/4"							
UNIT SIZE							
Width=Rough Opening - 11/16" Height=Rough Opening -1/2"							
OUTSIDE OF BRICKMOULD TO OUTSIDE OF BRICKMOULD WIDTH							
Width=Unit Size + 2-1/2" Height=Unit Size + 1-1/4"							
OUTSIDE OF IS CLAD TO OUTSIDE OF IS CLAD WIDTH							
Width=Unit Size + 1" Height=Unit Size + 1/2"							
OUTSIDE OF OS CLAD TO OUTSIDE OF OS CLAD WIDTH							
Width=Unit Size + 1/2" Height=Unit Size + 1/4"							



## DOOR HANDING - Exterior Door Entry Systems



### TO DETERMINE DOOR SWING, HANDING and SIDELITE LOCATION:

You are here  standing on the OUTSIDE of the building



Carefully, review the diagrams above and circle the option that matches the requirements for your door.

**CORPORATE OFFICE**

1801 West Avenue South  
La Crosse, WI 54601-6239

Phone: (608) 788-0100 Wats: 1-800-356-8004  
Office Fax: (608) 788-1510  
Lumber Fax: (608) 788-6416  
Cabinet Fax: (608) 788-5272  
E-Mail: badger@badgerlax.com  
Website: http://www.badgerlax.com



**Building Material Distributor**

**MILLWORK DIVISION**

1012 Green Bay Street  
La Crosse, WI 54601-6290

Millwork Wats: 1-877-234-9756  
Millwork Fax: (608) 788-4251  
E-Mail: millwork@badgerlax.com

## Special Order Entry Door Quote Form

Dealer Name: \_\_\_\_\_ Date: \_\_\_\_\_

City: \_\_\_\_\_ State: \_\_\_\_\_ Salesman Name: \_\_\_\_\_

Phone: \_\_\_\_\_ Cell: \_\_\_\_\_ Fax: \_\_\_\_\_

PO/Job Name: \_\_\_\_\_

**Door:**

Size \_\_\_\_\_

Type \_\_\_\_\_

Lite Style \_\_\_\_\_

Lite Size \_\_\_\_\_

**Sidelites:**

Lite Style \_\_\_\_\_

Lite Size \_\_\_\_\_

**Jamb Size:** \_\_\_\_\_

**Door Handing:** \_\_\_\_\_

**Cladding Color:** \_\_\_\_\_

**Boring Option:** \_\_\_\_\_

**Finish Color:** \_\_\_\_\_

**Transom:**

Lite Style \_\_\_\_\_

**Additional Notes:**