



Product Description—
Water Crest is an SFI product line produced from a hand-poured, cast method for vanity tops.

It combines the cost effectiveness of normal polyester cast sinks with the durability of solid surface materials. The main body of the sink is a normal cast material. The colored, top layer is a hybrid polymer resin system, mixed with actual natural minerals such as marble and granite, and is chemically fused to the main body. This creates a veneer effect that has the durability of normal solid surface.

Water Crest tops feature a 1-1/8" thick deck, an integral backsplash (3-5/8" taller than the deck, 4" on a bevel top), integral bowl, speckled/granite-style top with a matte or gloss finish. Standard edge profile is slightly-eased, bevel and OG edge options also available. Standard depth is 22-1/4" and minimum depth is 18-1/2". Standard bowl (SFI's 101 Malibu) is a partially-recessed, deep oval (see bowl specifications).



Performance—*Water Crest* offers all the performance benefits of solid surface material. *Water Crest* is resistant to scratches, heat, stains and mildew. Incidental damages such as small burns, scratches, marring, etc. can be easily repaired. (See the Care and Cleaning and Repair and Maintenance instructions.)

Water Crest meets or exceeds the ANZI 124.3 standards as well as the applicable ANZI 124.6 standards.

Colors and Finishes—*Water Crest* is available in a full range of granite colors (see actual color samples) with a matte or gloss finish. All colors can be viewed on our web site at www.sinksbysfi.com, but please hold and look at an actual color sample prior to making your final color choice.

Limited Warranty—Water Crest is covered by a 5 year limited warranty. Refer to the separate Water Crest Limited Warranty sheet for complete details.



Product Description—
Roma is an SFI product line produced from a hand-poured, cast method for vanity tops. It

combines the cost effectiveness of normal polyester cast sinks with the durability of solid surface materials. The main body of the sink is a normal cast material. The colored, top layer is a hybrid polymer resin system, mixed with actual natural minerals such as marble and granite, and is fused to the main body. This creates a veneer effect that has the durability of normal solid surface.

Roma tops feature a 3/4" thick deck, integral backsplash (4" taller than the deck), integral bowl, speckled/granite-style top with a matte or gloss finish. Standard edge profile is slightly-eased. Standard depth is 22" and minimum depth is 18-1/2". Standard bowl (SFI's 105 Elegance) is a recessed oval, (see bowl specifications).



Performance—*Roma* offers all the performance benefits of solid surface material. *Roma* is resistant to heat, stains and mildew. Incidental damage such as small burns, scratches, marring, etc. can be repaired. (See the Care and Cleaning and Repair and Maintenance instructions.)

Roma meets or exceeds the ANZI 124.3 standards as well as the applicable ANZI 124.6 standards.

Colors and Finishes—Roma is available in a full range of colors and is available in a matte or gloss finish. All colors can be viewed on our web site at www.sinksbysfi.com, but please hold and look at an actual color sample prior to making your final color choice.

Limited Warranty—Roma is covered by a 5 year limited warranty. Refer to the separate Roma Limited Warranty sheet for complete details.



Product Description—
The *Florence* line is a high quality, custom cultured marble product line.

The main body of the sink is a normal casting material. A gel coat top layer is chemically fused to the main body of the cast material.

Florence tops feature a 1-1/8" thick deck, an integral backsplash (3-5/8" taller than the deck, 4" on a bevel top), and integral bowl. Standard bowl (SFI's 101 Malibu) is a partially-recessed, deep oval (see bowl specifications). Standard edge profile is slightly-eased, bevel and OG edge options available. Standard depth is 22-1/4" and minimum depth is 18-1/2". Each color is custom poured and produces a marble-style look, available in a matte or gloss finish.



Colors and Finishes—*Florence* is available in a full range of colors and is available in a matte or gloss finish. All colors can be viewed on our web site at www.sinksbysfi.com, but please hold and look at an actual color sample before making your final color choice.

Limited Warranty—*Florence* is covered by a 1 year limited warranty. Refer to the separate Florence Limited Warranty sheet for complete details.

Performance—*Florence* meets the ANZI 124.3 standards.



Product Description—
The *Venetian* line is a high quality, custom cultured marble product line.

The main body of the sink is a normal casting material. A gel coat top layer is chemically fused to the main body of the cast material.

Venetian tops feature a 3/4" thick deck, integral backsplash (4" taller than the deck), and integral bowl. Standard bowl (SFI's 105 Elegance) is a recessed oval (see bowl specifications). Standard edge is slightly-eased. Standard depth is 22" and minimum depth is 18-1/2". Each color is custom poured and produces a marble-style look, available in a matte or gloss finish.

Performance—*Venetian* is resistant to heat, stains and mildew. Incidental damage such as scratches, marring, small stains, etc. can be repaired. (See Care and Cleaning and Repair and Maintenance instructions.) *Venetian* meets the ANZI 124.3 standards.



Limited Warranty—*Venetian* is covered by a 1 year limited warranty. Please refer to the separate Venetian Limited Warranty sheet for complete details.

Colors and Finishes—*Venetian* is available in a full range of colors and is available in a matte or gloss finish. All colors can be viewed on our web site at www.sinksbysfi.com, but please hold and look at an actual color sample before making your final color choice.



Product Description—
The *Tuscany* line is a high quality, custom cultured, hand-crafted, marble product line.

The main body of the sink is a normal cast material. A clear, gel coat, top layer is chemically fused to the main body of the cast material.

Tuscany tops feature a 1-1/8" thick deck, an integral backsplash (3-5/8" taller than the deck, 4" on a bevel top), and integral bowl. Standard bowl (SFI's 101 Malibu) is a partially-recessed, deep oval (see bowl specifications). Standard edge profile is slightly-eased, bevel and OG edge options available. Standard depth is 22-1/4" and minimum depth is 18-1/2". Each color is custom poured and produces a unique, marble-style look, available in a matte or gloss finish.

Performance—*Tuscany* meets the ANZI 124.3 standards.



Limited Warranty—*Tuscany* is covered by a 1 year limited warranty. Refer to the separate Tuscany Limited Warranty sheet for complete details.

Colors and Finishes—*Tuscany* is available in a full range of exciting and unique colors in a matte or gloss finish. Colors and patterns are individually hand-crafted, giving each top its own character and style. All colors can be viewed at www.sinksbysfi.com, but please hold and look at an actual sample prior to making your final color choice.



Product Description—
The *Turin* line is a high quality, custom cultured, hand-crafted marble product line.

The main body of the sink is a normal casting material. A gel coat top layer is chemically fused to the main body of the cast material.

Turin tops feature a 3/4" thick deck, an integral backsplash (4" taller than the deck), and integral bowl. Standard bowl (SFI's 105 Elegance) is a recessed oval (see bowl specifications). Standard edge is slightly-eased. Standard depth is 22" and minimum depth is 18-1/2". Each color is custom poured and produces a unique, marble-style look, available in a matte or gloss finish.

Performance—*Turin* meets the ANZI 124.3 standards.



Limited Warranty—*Turin* is covered by a 1 year limited warranty. Refer to the separate Turin Limited Warranty sheet for complete details.

Colors and Finishes—*Turin* is available in a full range of exciting and unique colors in a matte or gloss finish. Colors and patterns are individually hand-crafted, giving each top its own character and style. All colors can be viewed at our web site at www.sinksbysfi.com, but please hold and look at an actual sample before making your final color choice.



Cultured Marble Vanity Tops Made in the USA



Roma
1255 - City Gray
103 - Newport



SFI, Inc. creates custom and modular vanity tops. Each of these product lines offer many different style and color options. These product lines also offer a choice of length and depth of tops, multiple and two-tone bowl styles, placement and custom edges. Variations made to vanity tops can also include: angles, clipped or radius corners, bump-outs, banjo tops, drop-in or under-mount bowls, and loose backsplash options.

Sfi, Inc., P.O. Box 378, 3125 Riley Road, Sparta, WI 54656
Phone 608-269-2706 • 888-664-7465 • Fax 608-366-1934

Scott Pirnstill, Sales Representative
Cell 608-304-0371, spirnstill@sinksbysfi.com

Julie Baginski, Operations Manager
Ext. 302 — jbaginski@sinksbysfi.com


Kelly Isensee, Executive Assistant
Ext. 304 — kisensee@sinksbysfi.com

Customer Service
Ext. 301 — csr@sinksbysfi.com


Send Orders to orders@sinksbysfi.com

www.sinksbysfi.com


Mon.–Thurs. (CST) 8 a.m.–4:30 p.m., Fri. (CST) 8 a.m.–noon




101/102 - Malibu Bowl



105/106 - Elegance Bowl



108 - Access Bowl



110/111 - Wave Bowl




115 - Bar Bowl



103 - Newport Bowl
104 - Catalina Bowl
114 - Redondo Bowl



107/107m/107s - Futura Bowl



109 - Canadian Bowl



113 - Celebrity Bowl



WaterCrest_{by Sfi}

Florence_{by Sfi}

Tuscany_{by Sfi}


Roma_{by Sfi}

Venetian_{by Sfi}

Turin_{by Sfi}




Watercrest
1254 - Pecan
111 - Wave




1241 - Canyon
Water Crest/Roma




1211 - Desert
Water Crest/Roma




1260 - Hickory (LP)
Water Crest/Roma




1253 - Outback
Water Crest/Roma



1266 - Slate (LP)
Water Crest/Roma




1250 - Cappuccino
Water Crest/Roma



1268 - Empire (LP)
Water Crest/Roma



1234 - Kodiak
Water Crest/Roma




1256 - Oatmeal
Water Crest/Roma




1219 - Snow Cloud
Water Crest/Roma




1240 - Aggregate
Water Crest/Roma



1203 - Beach
Water Crest/Roma



1255 - City Gray
Water Crest/Roma



1267 - Frost (LP)
Water Crest/Roma




1242 - Matterhorn
Water Crest/Roma




1243 - Pebble
Water Crest/Roma




1257 - Stone Creek (LP)
Water Crest/Roma




1262 - Alpine (LP)
Water Crest/Roma




1261 - Boulder (LP)
Water Crest/Roma




1208 - Coal
Water Crest/Roma




1263 - Harvest (LP)
Water Crest/Roma




1252 - Mont Blanc
Water Crest/Roma



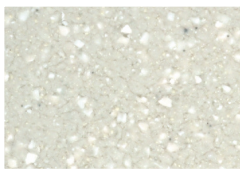
1254 - Pecan
Water Crest/Roma



1244 - Walnut Toffee
Water Crest/Roma




1201 - Ash
Water Crest/Roma




1207 - Bride
Water Crest/Roma




1210 - Cottontail
Water Crest/Roma




1265 - Heather (LP)
Water Crest/Roma



1215 - Mousetail
Water Crest/Roma




1236 - Sienna
Water Crest/Roma



1220 - Whitney Gray
Water Crest/Roma



Venetian
1011 - Snow
111 - Wave



1017 - Galaxy
Florence/Venetian



1009 - Linen
Florence/Venetian




1101 - Snow
Florence/Venetian




Watercrest
1243 - Pebble
103 - Newport




1008 - Alabaster
Florence/Venetian



1007 - Coffee
Florence/Venetian




1010 - Grecian
Florence/Venetian




1004 - Parchment
Florence/Venetian



1103 - Tusk*
Florence/Venetian



1314 - Etna
Tuscany/Turin



1313 - Umbria
Tuscany/Turin



1015 - Arctic Black
Florence/Venetian



1102 - Cream*
Florence/Venetian



1005 - Ice Gray
Florence/Venetian



1009B - Pure Linen
Florence/Venetian




1001 - White/White
Florence/Venetian




1316 - Sardinia
Tuscany/Turin



1315 - Veneto
Tuscany/Turin



1014 - Black Stone
Florence/Venetian



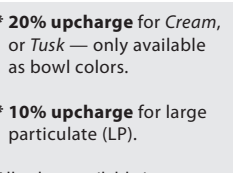
1016 - Frappe
Florence/Venetian



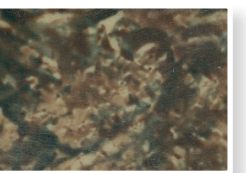
1018 - Krypton
Florence/Venetian



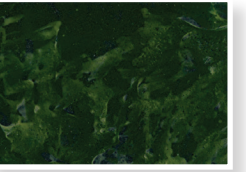
1013 - Sand Dollar
Florence/Venetian



* **20% upcharge** for Cream, or Tusk — only available as bowl colors.



* **10% upcharge** for large particulate (LP).



All colors available in matte or gloss, must indicate choice on your order.

1311 - Savona
Tuscany/Turin

1312 - Verona
Tuscany/Turin