

ESSENTIALS
by CRESTWOOD





Danville Door, Whitecap
Essentials Frameless

DOOR STYLES



LOFT
VENEER DOOR



HUDSON
Paint Grade MDF

EDGEBANDED DOOR

Loft door style is available in a selection of Essentials stained finishes.



DANVILLE
Great Lakes



FULTON
WOOD: Beech
FINISH: Ash




LEAWOOD
WOOD: Beech
FINISH: Driftwood

FIVE PIECE DOORS | Available in a selection of Essentials stains or opaque finishes.

Crestwood's 5-Star Evolution Finish


- ★ Superior mar, water, solvent, and household chemical resistance
- ★ Superior impact resistance
- ★ Formaldehyde-free
- ★ Low in HAP's and VOC's
- ★ More flexible to show less cracking from wood expansion and contraction

STAIN FINISHES | Stains are sprayed over the surface to create a deep, rich color and enhance the grain. Stained finishes are protected with Crestwood's Five-Star Evolution finish, a high solids two-part acrylic polyurethane chosen for its exceptional durability and beauty. Accent glaze in black or brown is available on any stain finish.



BEECH & RUSTIC BEECH | Is typically a pale cream color, sometimes with a pink or brown hue. Beech is very hard, heavy in weight, and has excellent shock resistance. The wood has a moderately tight, fine grain texture. Rustic Beech may contain mineral streaks, gum spots, sap, and open and closed knots, which do not affect veneered parts.


OPAQUE FINISHES | Are obtained by applying a two-component (2K) Italian polyurethane system on “paintable” species, see Crestwood’s Five-Star Evolution Finish. 2K polyurethane is even more durable than conversion varnish. According to the Architectural Woodwork Institute, it is more wear, heat, solvent, moisture, and stain resistant.



EDGE TREATMENT | available on all door styles



DRAWER FRONT | Panel drawer front is standard on all 5 piece doors



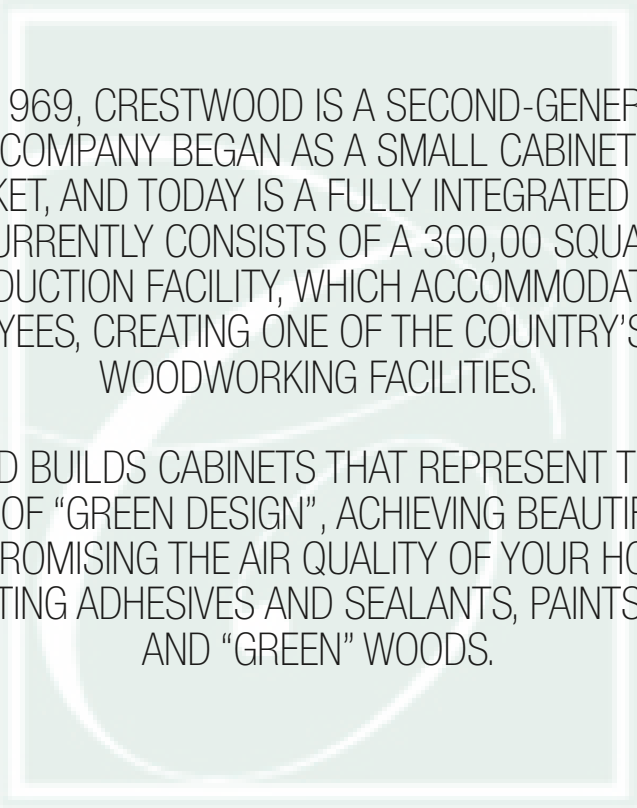
C R E S T W O O D

Essentials is available in Frameless or Face Frame construction.

Frameless construction is standard with 3/4" box in maple print melamine and 3/4" Melamine shelves. An upgrade is available for a 3/4" Columbia Purebond maple plywood interior and 3/4" plywood shelves.

Face Frame construction is standard with 1/2" laminated plywood interior and 3/4" engineered board shelves. Door overlay is standard concealed signature overlay with soft close. Finished end panels are 3/4" plywood.

Drawer box is 5/8" solid wood, dovetailed. Drawer is standard with a 7/8" extension Blum edge with soft close.



FOUNDED IN 1969, CRESTWOOD IS A SECOND-GENERATION FAMILY BUSINESS. THE COMPANY BEGAN AS A SMALL CABINET SHOP SERVING THE LOCAL MARKET, AND TODAY IS A FULLY INTEGRATED MANUFACTURER. CRESTWOOD CURRENTLY CONSISTS OF A 300,00 SQUARE FOOT STATE OF THE ART PRODUCTION FACILITY, WHICH ACCOMMODATES ALMOST 200 SKILLED EMPLOYEES, CREATING ONE OF THE COUNTRY'S MOST MODERN WOODWORKING FACILITIES.

CRESTWOOD BUILDS CABINETS THAT REPRESENT THE HIGHEST STANDARDS OF "GREEN DESIGN", ACHIEVING BEAUTIFUL FINISHES WITHOUT COMPROMISING THE AIR QUALITY OF YOUR HOME, AND USING ONLY LOW-EMITTING ADHESIVES AND SEALANTS, PAINTS AND COATINGS, AND "GREEN" WOODS.





C R E S T W O O D

Salina, KS 67401
601 E. Water Well Rd.
800.235.2618 785.827.0317
www.crestwood-inc.com