ROYAL® Trim & Mouldings

Build

Product Directory

Table of Contents

4 S4S Trimboard

6 SurEdge Trimboard

9 Prefinished Trimboard

10 Conceal Trim System

14 Precision Cut Trimboard

18 Sheet Board

19 Nickel Gap/Shiplap, Beadboard & Wainscoting

20 Column Wrap

24 Garage Door Trim

26 Window & Door Trim

28 Mouldings

45 FAQs

50 Appendix

59 Reference

Tier Explanations*

Tier 1 (Indicated by •)

7 Days Ready-to-Ship
- Tough Pack Bundles and/or Standard Crate Quantities

Tier 2 (Indicated by • **)**

Specialty Produce-to-Order
Goal 21 Days Ready-to-Ship
- Standard bulk crate quantity (customer price sheet or established quantity on existing SKU)

*Tier levels subject to change - contact Customer Service to verify Tier level for specific product needs.

Royal Trim Board Packaging Options

All SurEdge, S4S & Sheet products come with standard protective shroud. Tough Pack and Protective Film are custom packing options. Please check with customer service for additional details.

Description	Bulk Unit/Shroud	Tough Pack (Shrink Wrap)	Protective Film	Corrugated
S4S	•	•		
SurEdge	•	•	•	
Conceal	•	•		•
Sheet	•		•	

S4S Trimboard

S4S 5/8” Smooth & Smooth/Woodgrain Reversible

Profile	Nominal Description	Actual Size	Length					
			7’	8’	10’	12’	16’	18’
2150	5/8 x 2	5/8” x 1 1/2” - Smooth Only	•	•		•	•	•
7827	5/8 x 4	5/8” x 3 1/2”		•	•	•	•	•
7828	5/8 x 6	5/8” x 5 1/2”	•	•	•	•	•	•
7829	5/8 x 8	5/8” x 7 1/4”			•	•	•	•
7830	5/8 x 10	5/8” x 9 1/4”			•	•	•	•
7831	5/8 x 12	5/8” x 11 1/4”			•	•	•	•

S4S 4/4” Smooth & Smooth/Woodgrain Reversible

Profile	Nominal Description	Actual Size	Length			
			7’	10’	16’	18’
7832	1 x 2	3/4” x 1 1/2”			•	•
7833	1 x 3	3/4” x 2 1/2”				•
7834	1 x 4	3/4” x 3 1/2”	•	•	•	•
7871	1 x 5	3/4” x 4 1/2”		•		•
7835	1 x 6	3/4” x 5 1/2”	•		•	•
7836	1 x 8	3/4” x 7 1/4”		•	•	•
7837	1 x 10	3/4” x 9 1/4”		•	•	•
7838	1 x 12	3/4” x 11 1/4”		•	•	•

* See Appendix for Pack Sizes and Weights. See Table of Contents for explanation of • & •

S4S Trimboard

S4S 5/4” Smooth & Smooth/Woodgrain Reversible

Profile	Nominal Description	Actual Size	Length 7’	8’	12’	16’	18’	20’
7874	5/4 x 3	1” x 2 1/2”					•	
7840	5/4 x 4	1” x 3 1/2”	•	•	•	•	•	•
7875	5/4 x 5	1” x 4 1/2”		•	•		•	•
7841	5/4 x 6	1” x 5 1/2”	•	•	•	•	•	•
7842	5/4 x 8	1” x 7 1/4”			•		•	•
7843	5/4 x 10	1” x 9 1/4”			•		•	•
7844	5/4 x 12	1” x 11 1/4”			•		•	•

* See Appendix for Pack Sizes and Weights. See Table of Contents for explanation of • & •



Reversible



Multiple Thicknesses



Multiple Widths

SurEdge Trimboard

SurEdge 5/8” Smooth & Smooth/Woodgrain Reversible

Profile	Nominal Description	Actual Size	Length 12’	Length 18’
9759	5/8 x 4	5/8” x 3 1/2”	•	•
9760	5/8 x 6	5/8” x 5 1/2”	•	•
9761	5/8 x 8	5/8” x 7 1/4”	•	•
9762	5/8 x 10	5/8” x 9 1/4”	•	•
9763	5/8 x 12	5/8” x 11 1/4”	•	•
9784	5/8 x 14	5/8” x 13 1/4”	•	•
9764	5/8 x 16	5/8” x 15 1/4”		

SurEdge 4/4” Smooth & Smooth/Woodgrain Reversible

Profile	Nominal Description	Actual Size	Length 12’	Length 18’
9766	1 x 3	3/4” x 2 1/2”	•	•
9767	1 x 4	3/4” x 3 1/2”	•	•
9768	1 x 5	3/4” x 4 1/2”	•	•
9769	1 x 6	3/4” x 5 1/2”	•	•
9770	1 x 8	3/4” x 7 1/4”	•	•
9771	1 x 10	3/4” x 9 1/4”	•	•
9772	1 x 12	3/4” x 11 1/4”	•	•
9788	1 x 14	3/4” x 13 1/4”	•	•
9773	1 x 16	3/4” x 15 1/4”		

* See Appendix for Pack Sizes and Weights. See Table of Contents for explanation of • & •

SurEdge 5/4” Smooth & Smooth/Woodgrain Reversible

Profile	Nominal Description	Actual Size	Length 12’	18’	20’
9774	5/4 x 3	1” x 2 1/2”	•	•	•
9775	5/4 x 4	1” x 3 1/2”	•	•	•
9776	5/4 x 5	1” x 4 1/2”	•	•	•
9777	5/4 x 6	1” x 5 1/2”	•	•	•
9778	5/4 x 8	1” x 7 1/4”	•	•	•
9779	5/4 x 10	1” x 9 1/4”	•	•	•
9780	5/4 x 12	1” x 11 1/4”	•	•	•
9781	5/4 x 16	1” x 15 1/4”	•	•	•

* See Appendix for Pack Sizes and Weights. See Table of Contents for explanation of • & •

Reversible



Multiple Thicknesses



Multiple Widths

SurEdge Trimboard

SurEdge Trimboard 5/8”

Profile	Nominal Description	Actual Size	Length 18’
9759	5/8 x 4	5/8” x 3 1/2”	•
9760	5/8 x 6	5/8” x 5 1/2”	•
9761	5/8 x 8	5/8” x 7 1/4”	•
9762	5/8 x 10	5/8” x 9 1/4”	•
9763	5/8 x 12	5/8” x 11 1/4”	•
9764	5/8 x 16	5/8” x 15 1/4”	•
9767	1 x 4	3/4” x 3 1/2”	•
9769	1 x 6	3/4” x 5 1/2”	•
9770	1 x 8	3/4” x 7 1/4”	•
9771	1 x 10	3/4” x 9 1/4”	•
9772	1 x 12	3/4” x 11 1/4”	•
9773	1 x 16	3/4” x 15 1/4”	•
9775	5/4 x 4	1” x 3 1/2”	•
9777	5/4 x 6	1” x 5 1/2”	•
9779	5/4 x 8	1” x 7 1/4”	•
9780	5/4 x 10	1” x 9 1/4”	•
9781	5/4 x 12	1” x 11 1/4”	•

* See Appendix for Pack Sizes and Weights. See Table of Contents for explanation of • & •

Available in Sand Dune, Harbor Gray, and Tuscan Tan. Contact Customer Service for availability.

SAND DUNE

HARBOR GRAY

TUSCAN TAN

Prefinished Trimboard

Prefinished Trimboard 5/8”

Profile	Nominal Description	Actual Size	Length 16’
9759	5/8 x 4	5/8” x 3 1/2”	•
9760	5/8 x 6	5/8” x 5 1/2”	•
9761	5/8 x 8	5/8” x 7 1/4”	•
9762	5/8 x 10	5/8” x 9 1/4”	•
9763	5/8 x 12	5/8” x 11 1/4”	•

Prefinished Trimboard 1”

Profile	Nominal Description	Actual Size	Length 16’
9767	1 x 4	3/4” x 3 1/2”	•
9769	1 x 6	3/4” x 5 1/2”	•
9770	1 x 8	3/4” x 7 1/4”	•
9771	1 x 10	3/4” x 9 1/4”	•
9772	1 x 12	3/4” x 11 1/4”	•

Prefinished Trimboard 5/4”

Profile	Nominal Description	Actual Size	Length 16’
9775	5/4 x 4	1” x 3 1/2”	•
9777	5/4 x 6	1” x 5 1/2”	•
9778	5/4 x 8	1” x 7 1/4”	•
9779	5/4 x 10	1” x 9 1/4”	•
9780	5/4 x 12	1” x 11 1/4”	•

* See Appendix for Pack Sizes and Weights. See Table of Contents for explanation of • & •

Conceal Trim System

Conceal Outside Corners - Smooth or Woodgrain

Profile	Description	Actual Size	1" Pocket	Length	
				10'	20'
9718	1 x 6 Traditional	5 5/8" x 5 5/8"		•	•
7971	5/4 x 4 Traditional	3 11/16" x 3 11/16"		•	•
7973	5/4 x 6 Traditional	5 11/16" x 5 11/16"		•	•
7972	5/4 x 4 Rabbeted	3 11/16" x 3 11/16"	•	•	•
7970	5/4 x 6 Rabbeted	5 11/16" x 5 11/16"	•		•

Conceal J-Channel Trim & Window Surrounds - Smooth or Woodgrain

Profile	Description	Actual Size	1" Pocket	Length
				18'
9706	5/4 x 4 Rabbeted	1" x 3 1/2"	•	•
7994	5/4 x 6 Rabbeted	1" x 5 1/2"	•	•
9707	5/4 x 8 Rabbeted	1" x 7 1/4"	•	•
9914	5/4 x 10 Rabbeted	1" x 10 1/4"	•	•
9794	5/4 x 4 New Construction Surround	1" x 3 1/2"	•	•
9795	5/4 x 6 New Construction Surround	1" x 5 1/2"	•	•
9800	5/4 x 4 New Construction Surround	1" x 3 1/2"		•
9801	5/4 x 6 New Construction Surround	1" x 5 1/2"		•
9816	1 x 4 New Construction Surround	3/4" x 3 1/2"		•
9817	1 x 5 New Construction Surround	3/4" x 4 1/2"		•
9818	1 x 6 New Construction Surround	3/4" x 5 1/2"		•

* See Appendix for Pack Sizes and Weights. See Table of Contents for explanation of • & •

Conceal Trim System

Conceal Outside Corners

9718


7971

7973

7972

7970

Conceal Trim

9706

7994

9707

9914

9794

9795

9800

9801

9816

9817

9818

Conceal Trim System

Conceal Skirt Boards & Water Tables - Smooth or Woodgrain

Profile	Description	Actual Size	Length 18’
9703	1 x 6 Skirt Board	3/4” x 5 1/2”	•
9704	1 x 8 Skirt Board	3/4” x 7 1/4”	•
9705	1 x 10 Skirt Board	3/4” x 9 1/4”	•
9700	5/4 x 4 Skirt Board	1” x 3 1/2”	•
7993	5/4 x 6 Skirt Board	1” x 5 1/2”	•
9701	5/4 x 8 Skirt Board	1” x 7 1/4”	•

Conceal Water Tables - Smooth

Profile	Description	Actual Size	Length 16’
9796	Standard Water Table	1 5/8” x 2 9/16” - 14° Slope, Smooth Only	•
9719	Stone Water Table	3 1/8” x 3 3/4” - 14° Slope, Smooth Only	•
9953V	V-Stone Water Table**	2 3/4” x 2 1/2”	•

Conceal T-Moulds - Smooth or Woodgrain

Profile	Description	Actual Size	1” Pocket	Length 18’
9833	5/8 x 4 T-Mould	5/8” x 3 1/2”	•	•
9835	5/4 x 4 T-Mould	1” x 3 1/2”	•	•
9831	5/4 x 6 T-Mould	1” x 5 1/2”	•	•
9832	5/4 x 8 T-Mould	1” x 7 1/4”	•	•

* See Appendix for Pack Sizes and Weights. See Table of Contents for explanation of • & •

** Available in select colors, contact Customer Service for details.

Conceal Skirt Boards & Water Tables

9703

9704

9705

9700

7993

9701

Conceal Water Tables

9796

9719

9953V

Conceal T-Moulds

9833

9835

9831

9832

Precision Cut Trimboard

Precision Cut Trimboard 3/8” Smooth & Smooth/Woodgrain Reversible

Profile	Nominal Description	Actual Size	Length						
			8’	9’	10’	12’	14’	16’	18’
2920	3/8 x 3	3/8” x 2 1/2”					•		
2979	3/8 x 2 3/4	3/8” x 2 3/4”							•
2880	3/8 x 4	3/8” x 3 1/2”	•		•	•		•	•
2975	3/8 x 3 3/4	3/8” x 3 3/4”							•
2990	3/8 x 5	3/8” x 5”						•	
3068	3/8 x 5 3/8	3/8” x 5 3/8”							•
2881	3/8 x 6	3/8” x 5 1/2”	•			•			•
2882	3/8 x 8	3/8” x 7 1/4”			•				•
2884	3/8 x 10	3/8” x 9 1/4”		•	•	•			•
2885	3/8 x 12	3/8” x 11 1/4”		•	•	•			
3009	3/8 x 12	3/8” x 12”	•						

* See Appendix for Pack Sizes and Weights. See Table of Contents for explanation of • & •

Custom Sizes Available



Reversible



Multiple Thicknesses



Multiple Widths

Precision Cut Trimboard

Precision Cut Trimboard 1/2” Smooth & Smooth/Woodgrain Reversible

Profile	Nominal Description	Actual Size	Length						
			8’	9’	10’	12’	14’	16’	20’
2873	1/2 x 4	1/2” x 3 1/2”				•	•	•	•
2874	1/2 x 6	1/2” x 5 1/2”		•		•			•
2875	1/2 x 8	1/2” x 7 1/4”	•		•	•			•
2876	1/2 x 10	1/2” x 9 1/4”			•	•			
2877	1/2 x 12	1/2” x 11 1/4”			•	•			
3078	1/2 x 14	1/2” x 14”				•			
2936	1/2 x 16	1/2” x 16”			•				

Precision Cut Trimboard 5/8” Smooth & Smooth/Woodgrain Reversible

Profile	Nominal Description	Actual Size	Length			
			8’	10’	12’	18’
3018	5/8 x 3	5/8” x 2 1/2”				•
2832	5/8 x 4	5/8” x 3 1/2”	•	•	•	•
2904	5/8 x 5	5/8” x 4 1/2”				•
2833	5/8 x 6	5/8” x 5 1/2”	•	•	•	•
2906	5/8 x 7	5/8” x 6 1/2”				•
2834	5/8 x 8	5/8” x 7 1/4”	•		•	•
2835	5/8 x 10	5/8” x 9 1/4”	•		•	•
2836	5/8 x 12	5/8” x 11 1/4”	•	•	•	•
2919	5/8 x 16	5/8” x 15 1/4”				•

* See Appendix for Pack Sizes and Weights. See Table of Contents for explanation of • & •

Custom Sizes Available

Precision Cut Trimboard

Precision Cut Trimboard 4/4” Smooth & Smooth/Woodgrain Reversible

Profile	Nominal Description	Actual Size	Length						
			7’	8’	10’	12’	14’	18’	20’
2825	1 x 2	3/4” x 1 1/2”		•		•			
2898	1 x 3	3/4” x 2 1/2”						•	
2826	1 x 4	3/4” x 3 1/2”		•		•		•	•
2899	1 x 5	3/4” x 4 1/2”						•	•
2827	1 x 6	3/4” x 5 1/2”	•	•	•	•		•	•
2828	1 x 8	3/4” x 7 1/4”		•		•		•	
2829	1 x 10	3/4” x 9 1/4”		•		•	•	•	•
2830	1 x 12	3/4” x 11 1/4”				•		•	•
3004	1 x 16	3/4”x 15 1/4”						•	•
2912	1 x 16	3/4” x 15 1/2”						•	
2951	1 x 18	3/4” x 18”						•	

Precision Cut Trimboard 5/4” Smooth & Smooth/Woodgrain Reversible

Profile	Nominal Description	Actual Size	Length			
			10’	12’	18’	20’
2866	5/4 x 4	1” x 3 1/2”		•	•	•
2901	5/4 x 5	1” x 4 1/2”			•	•
2965	5/4 x 4 5/8	1” x 4 5/8”		•		
2867	5/4 x 6	1” x 5 1/2”	•	•	•	•
2868	5/4 x 8	1” x 7 1/4”			•	•
2869	5/4 x 10	1” x 9 1/4”			•	•
2870	5/4 x 12	1” x 11 1/4”			•	•
3003	5/4 x 16	1” x 15 1/4”				•
2913	5/4 x 15 1/2	1” x 15 1/2”			•	•

* See Appendix for Pack Sizes and Weights. See Table of Contents for explanation of • & •

Custom Sizes Available

Precision Cut Trimboard

Precision Cut Trimboard 6/4” Smooth & Smooth/Woodgrain Reversible

Profile	Nominal Description	Actual Size	Length				
			8’	10’	12’	18’	20’
9747	6/4 x 4	1 1/4” x 3 1/2”	•	•	•	•	•
9748	6/4 x 6	1 1/4” x 5 1/2”	•	•	•	•	•
9749	6/4 x 8	1 1/4” x 7 1/4”	•	•	•	•	•
9750	6/4 x 10	1 1/4” x 9 1/4”	•	•	•	•	•
9751	6/4 x 12	1 1/4” x 11 1/4”	•	•	•	•	•
9799	6/4 x 16	1 1/4” x 15 1/4”	•	•	•	•	•

Precision Cut Trimboard 8/4” Smooth & Smooth/Woodgrain Reversible

Profile	Nominal Description	Actual Size	Length
			18’
9753	8/4 x 4	1 1/2” x 3 1/2”	•
9754	8/4 x 6	1 1/2” x 5 1/2”	•
9755	8/4 x 8	1 1/2” x 7 1/4”	•
9756	8/4 x 10	1 1/2” x 9 1/4”	•
9757	8/4 x 12	1 1/2” x 11 1/4”	•

* See Appendix for Pack Sizes and Weights. See Table of Contents for explanation of • & •

Custom Sizes Available

Sheet Board

Sheet Board
White

Profile	Actual Size	Length 8’	9’	10’	12’	14’	16’	18’	20’	24’
9912	1/4 x 4’	•		•	•					
2878	3/8 x 4’	•	•	•	•	•		•	•	
2871	1/2 x 4’	•	•	•	•	•	•	•	•	
2838	5/8 x 4’	•	•	•	•	•	•	•	•	•
2837	3/4 x 4’	•		•	•	•		•	•	
2864	1 x 4’	•		•	•	•	•	•	•	•
9752	1 1/4 x 4’	•		•	•			•	•	
9758	1 1/2 x 4’	•		•	•			•		

Sheet Board
Sand Dune - Color Through

Profile	Nominal Description	Actual Size	Length 8’	10’	18’
2837	3/4 x 48 Sheet Board	3/4” x 48”	•		
2838	5/8 x 48 Sheet Board	5/8” x 48”	•	•	•
2878	3/8 x 48 Sheet Board	3/8” x 48”	•		•

Sheet Board
Harbor Gray - Color Through

Profile	Nominal Description	Actual Size	Length 8’	10’	18’
2837	3/4 x 48 Sheet Board	3/4” x 48”	•	•	•
2838	5/8 x 48 Sheet Board	5/8” x 48”			•
2864	5/4 x 48 Sheet Board	5/4” x 48”	•		•
2878	3/8 x 48 Sheet Board	3/8” x 48”	•	•	•

Sheet Board
Tuscan Tan - Color Through

Profile	Nominal Description	Actual Size	Length 8’	10’	18’
2878	3/8 x 48 Sheet Board	3/8” x 48”	•	•	•

WHITE

SAND DUNE

HARBOR GRAY

TUSCAN TAN

* See Appendix for Pack Sizes and Weights. See Table of Contents for explanation of • & •

Available in Smooth/Woodgrain Reversible. Contact Customer Service for availability

Nickel Gap Shiplap, Beadboard & Wainscoting

Nickel Gap/Shiplap, Beadboard & Wainscoting

Profile	Description	Dimensions	Length 7’	8’	9’	10’	12’	14’	16’	18’	20’
2352	5 1/2” Bead Board – One Sided Only	3/8” x 5 1/2”		•			•		•		
9734	6” Bead Board – Reversible	1/2” x 5 3/4”		•		•	•		•	•	
9735	6” Bead Board Hi Heat – Reversible	1/2” x 5 3/4”							•	•	
9913	6” Bead Board	3/4” x 5 3/4”								•	
9830	6” Nickel Gap Shiplap – Reversible	5/8” x 5 1/2”			•	•	•			•	
9834	8” Nickel Gap Shiplap – Reversible	5/8” x 7 1/8”			•	•	•			•	
2764	Wainscot Cap	3/4” x 1 3/4” w/ 1/2” Rabbet	•	•							
2566	Wainscot Cap	1 x 3 w/ 7/16” Rabbet		•							
9952	Reversible Nickel Gap/V Grooved Plank	3/4” x 5 1/2”							•	•	
9982	Craftsman Wainscot Cap	1 1/8” x 2 1/2”		•							
9990	RBP4 1x6 Tongue & Groove Plank	3/4” x 5 1/2”					•	•	•	•	•

* See Appendix for Pack Sizes and Weights. See Table of Contents for explanation of • & •

2352

9734

9735

9913


9830

9834


2764

2566

9952

9982


9990

Column Wraps

Profile	Description	Inside Dimension	Outside Dimension	Length/Height 8' 6"	10'	12'
9807	4 X 4 Column Wrap	3 3/4" x 3 3/4"	4 3/4" x 4 3/4"	•	•	•
9811	6 X 6 Column Wrap	5 3/4" x 5 3/4"	6 3/4" x 6 3/4"	•	•	•
9815	8 X 8 Column Wrap	8 1/2" x 8 1/2"	9 1/2" x 9 1/2"	•	•	•
9829	12 X 12 Column Wrap	10 1/4" x 10 1/4"	11 1/4" x 11 1/4"	•	•	•
9854	4 X 4 Contractor Cap/Base Set	4 7/8"	6 1/8"	5 1/2"		
9850	4 X 4 Traditional Cap/Base Set	4 7/8"	6 1/8"	6 5/8"		
9858	4 X 4 Craftsman Cap/Base Set	4 7/8"	6 1/8'	5 3/4"		
9855	6 X 6 Contractor Cap/Base Set	5 7/8"	8 1/8"	6 1/2"		
9851	6 X 6 Traditional Cap/Base Set	5 7/8"	8 1/8"	7 5/8"		
9859	6 X 6 Craftsman Cap/Base Set	5 7/8"	8 1/8"	6 3/4"		
9856	8 X 8 Contractor Cap/Base Set	9 5/8"	10 7/8"	7 1/2"		
9852	8 X 8 Traditional Cap/Base Set	9 5/8"	10 7/8"	8 5/8"		
9860	8 X 8 Craftsman Cap/Base Set	9 5/8"	10 7/8"	7 3/4"		
9857	12 X 12 Contractor Cap/Base Set	11 3/8"	12 5/8"	7 1/2"		
9853	12 X 12 Traditional Cap/Base Set	11 3/8"	12 5/8"	8 5/8"		
9861	12 X 12 Craftsman Cap/Base Set	11 3/8"	12 5/8"	7 3/4"		

Available Colors:

NEW: White columns also available in Woodgrain Texture.

* See Appendix for Pack Sizes and Weights.
See Table of Contents for explanation of • & •

Contractor Series

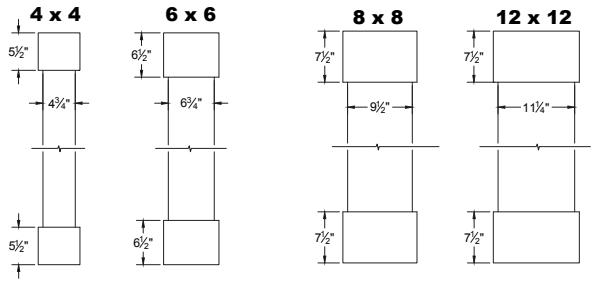



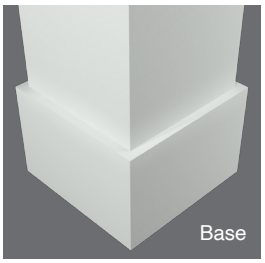

Traditional Series

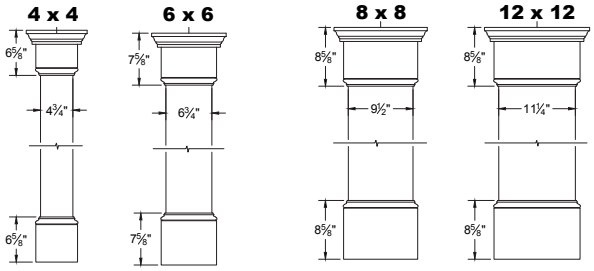



Craftsman Series

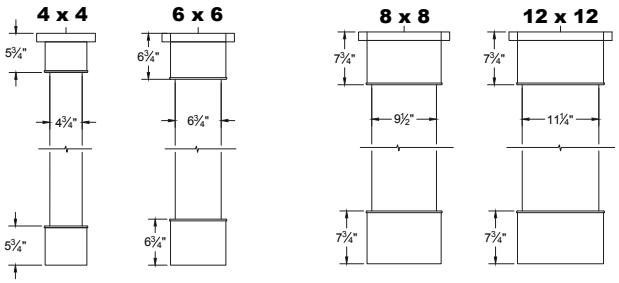



Column Wraps

Tapered Column Wrap

Profile	Description	Inside Dimension	Outside Dimension	Length/Height
9959	10 X 6 Tapered Column Wrap 5’	8 7/8” x 4 7/8”	9 7/8” x 5 7/8”	4’ 11 3/8”
9959	10 X 6 Tapered Column Wrap 6’	8 7/8” x 4 7/8”	9 7/8” x 5 7/8”	5’ 11 3/8”
9963	12 X 8 Tapered Column Wrap 5’	10 7/8” x 6 7/8”	11 7/8” x 7 7/8”	4’ 11 3/8”
9963	12 X 8 Tapered Column Wrap 6’	10 7/8” x 6 7/8”	11 7/8” x 7 7/8”	5’ 11 3/8”
9967	16 X 12 Tapered Column Wrap 5’	14 7/8” x 10 7/8”	15 7/8” x 11 7/8”	4’ 11 3/8”
9967	16 X 12 Tapered Column Wrap 5’	14 7/8” x 10 7/8”	15 7/8” x 11 7/8”	5’ 11 3/8”

Tapered Cap/Base

Profile	Description	Cap Dimension	Base Dimension
9984	10 x 6 Tapered Cap/Base Traditional	9 1/16” x 5 7/8”	12 15/16” x 9 7/8”
9985	12 x 8 Tapered Cap/Base Traditional	11 1/16” x 7 7/8”	14 15/16” x 11 7/8”
9986	16 x 12 Tapered Cap/Base Traditional	15 1/16” x 11 7/8”	18 1/16” x 15 7/8”
9987	10 x 6 Tapered Cap/Base Craftsman	8 1/2” x 5 7/8”	12 7/16” x 9 7/8”
9988	12 x 8 Tapered Cap/Base Craftsman	10 1/2” x 7 7/8”	14 7/16” x 11 7/8”
9989	16 x 12 Tapered Cap/Base Craftsman	14 1/2” x 11 7/8”	18 7/16” x 15 7/8”

Available Colors:

NEW: White columns also available in Woodgrain Texture.

* See Appendix for Pack Sizes and Weights.
See Table of Contents for explanation of • & •

Tapered Traditional Series

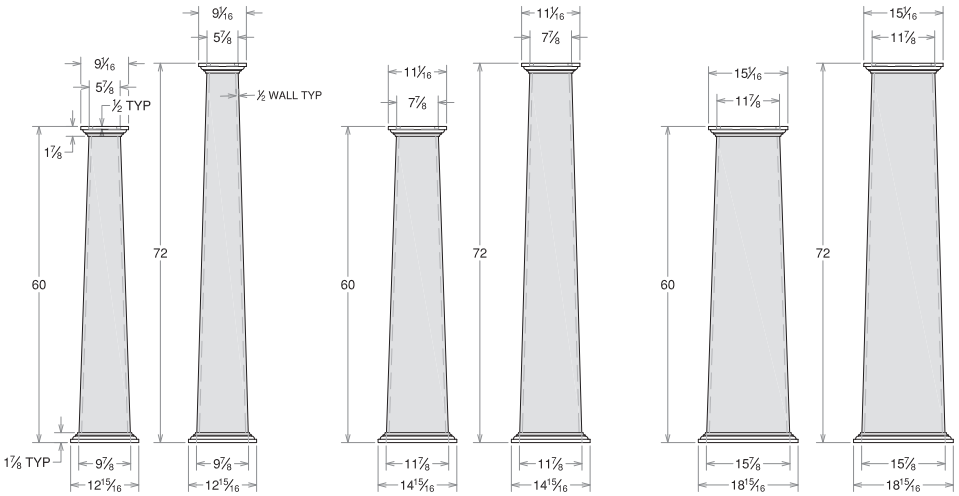

10 x 6 Series 12 x 8 Series 16 x 12 Series

Tapered Craftsman Series

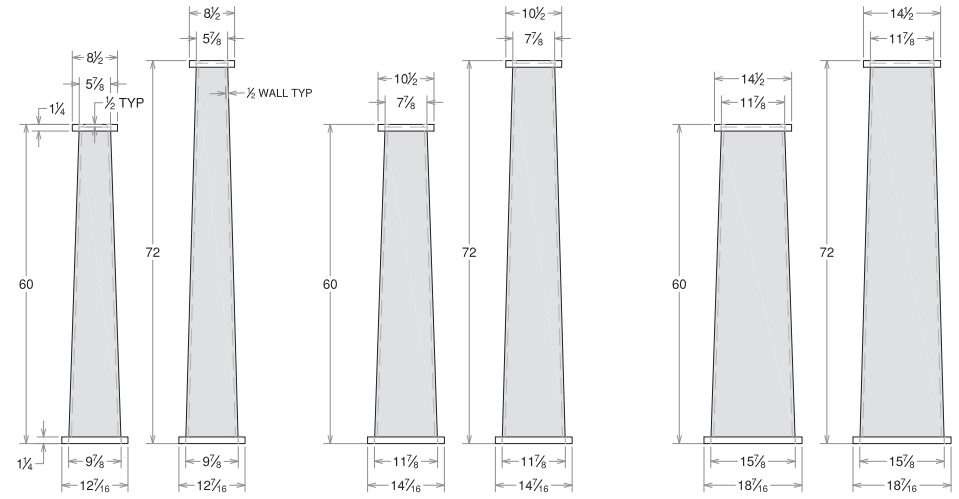

10 x 6 Series 12 x 8 Series 16 x 12 Series



Garage Door Trim

Uniflex™ Garage Door ThermoStop® & Mouldings

Profile	Description	Dimensions	Length								
			7’	8’	9’	10’	12’	14’	16’	17’	18’
2149	2” Standard Uniflex	7/16” x 2”	•	•	•	•	•	•	•		•
3029	2 5/8” Retro Fit Uniflex	7/16” x 2 5/8”						•	•		•
2591	3 1/4” Architectural Uniflex	7/16” x 3 1/4”						•	•		•
2448*	2” Brickmould RM 180	1 1/4” x 2”	•	•	•	•		•	•	•	•
9841*	7 1/2” Garage Door Trim	3/8” x 7 1/2”			•				•		

* See Appendix for Pack Sizes and Weights. See Table of Contents for explanation of • & •

Available in Woodgrain Emboss

Garage Door ThermoStop® Top Colors

We frequently update our ThermoStop® palette to match the latest color trends. Here is a sampling of our most popular colors.

BRIGHT WHITE
P78

WHITE
P44

SANDSTONE
P408

ALMOND
P48

DARK BROWN
P5

CHOCOLATE BROWN
P446

CLAY/TAUPE
P477

DESERT TAN
P574

*Contact Customer Service for Color Availability

Uniflex™ Garage Door ThermoStop® & Mouldings



Window & Door Trim

Brickmould & J Channel

Profile	Description	Dimensions
2448	RM 180 Brick Mould	1 1/4” x 2”
7351	RM 180 J Channel Brick Mould	1 1/4” x 2”; 7/8” Pocket
7360	Screen Groove Brick Mould	1 1/4” x 2”
7371	Brick Mould w/Nail Fin	1 1/4” x 2”; 1” Nail Fin
2622	West Coast Brick Mould	7/8” x 1 1/4”
7252	Florida Brick Mould	3/4” x 1 5/8”
7216	Williamsburg Brick Mould	1 1/4” x 3 1/4”
7467	5/4 x 4 J-Channel Casing	1 1/8” x 3 1/2”
7651	5/4 x 6 J-Channel Casing	1 1/8” x 5 1/2”

Profile	Length									
	7’	8’	9’	10’	12’	14’	16’	17’	17’6”	18’
2448	•	•	•	•		•	•	•	•	•
7351	•	•		•	•	•		•		•
7360						•				
7371	•				•			•		•
2622	•							•	•	
7252	•	•		•				•	•	
7216						•	•	•		•
7467		•		•	•		•			•
7651					•		•			

* See Appendix for Pack Sizes and Weights. See Table of Contents for explanation of • & •

Brickmould & J Channel

2448

7351

7360

7371

2622

7252

7216

7467

7651

Mouldings

Sill & Sill Noses, Transom & Jamb Extensions

Profile	Description	Dimensions	Length						
			7’	10’	12’	14’	16’	17’	18’
7117	Sill	1 1/4” x 4 9/16” - 14°	•		•	•	•	•	
7717	Sill Nose	1 3/16” x 2” - 14°			•		•		
7640	Sill Nose	2 1/4” x 2 3/4” - 14°					•		
2345	Sill Nose	1 1/2” x 1 5/8” - 16°		•	•		•		•
7118	Sill Nose	1 3/8” x 1 5/16” - 14°	•		•	•	•	•	
7435	Sill Nose	1 3/4” x 2 3/8” - 14°			•				•
7631	Sill Nose	1 3/4” x 2” - 14°				•	•		
2496	Sill Nose	1 1/2” x 1 3/8” - 14°			•				
7213	Transom Sill	1 1/4” x 4 9/16” - 16°		•	•		•		
7806	Transom Sill	1 1/4” x 6 9/16” - 6°			•				
2388	Louver Sill	1 1/4” x 3 1/2” - 12°						•	
2915	Louver Slat	3/4” x 3 1/2”						•	

* See Appendix for Pack Sizes and Weights. See Table of Contents for explanation of • & •

Ask about our custom cut-to-length, mitering and fabrication.

Sill & Sill Noses, Transom & Jamb Extensions

7117

7717

7118

7640

2345

7435

7631

2496

7213

7806

2388

2915

Mouldings

Door Jambs, Transom & Jamb Extensions

Profile	Description	Dimensions	Length							
			7’	8’	10’	12’	14’	16’	17’	18’
7181	4 9/16” Entry Door Jamb	1 1/4” x 4 9/16”	•		•		•		•	
7251	5 1/4” Entry Door Jamb	1 1/4” x 5 1/4”			•				•	
7241	6 9/16” Entry Door Jamb	1 1/4” x 6 9/16”	•		•		•		•	
7193	Astragal	1 1/2” x 3 1/4”	•	•			•			
7155	Astragal	1 5/8” x 3 1/4” CTL								
2430	Horizontal Mull	1” x 1 3/8”				•	•	•		
2424	Mull Casing	1” x 1 3/8”	•	•		•	•	•	•	
7464	Transom Sash	1 3/8” x 2 1/2”						•		
7623	Top Rail Sash	1 3/8” x 2”				•	•	•		
7160	Jamb Extender	5/8” x 2 13/16”			•		•	•		
7417	Jamb Extender	5/8” x 4 5/16”								•
7159	Jamb Extender	5/8” x 4 13/16”						•		
7205	Jamb Extender	11/16” x 2 9/16”				•				
7206	Jamb Extender	11/16” x 4 9/16”				•				
2497*	5 7/8” Flat Jamb	11/16” x 5 7/8”	•		•			•		
2709*	5 7/8” Flat Utility Trim	5/16” x 5 7/8”		•				•		
9841	SurEdge	3/8” x 7 1/2”			•			•		•

* See Appendix for Pack Sizes and Weights. See Table of Contents for explanation of • & •

Ask about our custom cut-to-length, mitering and fabrication.

Door Jambs, Transom & Jamb Extensions

7181

7251

7241

7193


7155

2430

2424


7464

7623

7160


7417


7159


7205

7206


2497

2709

9841

Mouldings

Quarter Rounds, Cove & Stops

Profile	Description	Dimensions	Length							
			7’	8’	9’	10’	12’	14’	16’	18’
2024	Quarter Round RM 108	1/2” x 1/2”		•			•		●	
5111	Quarter Round RM 107	5/8” x 5/8”		•			•			
2689	Quarter Round RM 105	3/4” x 3/4”		•		●	•		•	
2258	Bead Mould	3/8” x 1/2”	●	•	●					
2021	Scotia Cove RM 93	3/4” x 3/4”		•		•	•	●	•	
2046	Shoe Mould	5/16” x 3/4”		•		●	•		•	
2141	Shoe Mould/Scribe	1/2” x 1 1/8”				●				
2803	Shoe Mould	1/4” x 1/2”	●	●	●					
2329	Stop	5/8” x 1 3/4”							●	
2330	Stop	5/8” x 5/8”		•			●	●		●
2349	Stop	9/16” x 1 1/4”						•		
2357	Stop	3/4” x 1 1/8”						●	●	
9995	Cap	1/2” x 1 1/8”		•						

* See Appendix for Pack Sizes and Weights. See Table of Contents for explanation of • & ●

Quarter Rounds, Cove & Stops

2024

5111


2689

2258

2021

2046

2141

2803

2329


2330

2349

2357

9995

Mouldings

Decorative Trim

Profile	Description	Dimensions	Length						
			7’	8’	9’	10’	12’	14’	16’
2850	Parting Bead	1/4” x 7/8”		●			•		
2851	Parting Bead	1/4” x 1 1/8”		●			•		
7788	Colonial Stop RM 947	3/8” x 1 1/4”	•	•		●	•		
7719	Outside Corner RM 205	1 1/8” x 1 1/8”		•	●		•		•
5165	Outside Corner 1565	7/8” x 7/8”		•					
6577	Outside Corner RM 206	11/16” x 11/16”		•					
2450	Base Cap RM 164	11/16” x 1 1/8”		•			•		•
9785	Base Cap RM 166	11/16” x 1 1/8”							●
2759	Deco Trim	1/2” x 1”		●		●			•
2363	Screen Trim	3/4” x 1”		●			•	●	
2018	Lattice	1/4” x 1 9/16”	●	•			•		•
6510	Lattice	1/4” x 1 3/4”	•						
9732	Finish Trim	1 25/32” x 1 7/64”					•		

* See Appendix for Pack Sizes and Weights. See Table of Contents for explanation of • & ●

Decorative Trim

2850

2851


7788

7719

5165

6577

2450

9785

2759

2363


2018


6510

9732

Mouldings

Drip Caps, Back Bands & Panel Mould

Profile	Description	Dimensions	Length			
			8’	12’	16’	18’
2598	Bed Mould RM 75	9/16” x 1 9/16”	•	•	•	
2449	1 5/8” Drip Cap RM 197	11/16” x 1 5/8”	•	•	•	
2791	2” Drip Cap RM 187	11/16” x 2”			•	
7152	Back Band 3/4” Relief RM 124	1 3/8” x 1 7/16”	•	•	•	
7709	Back Band 5/8” Relief RM 407	1 1/4” x 1 7/16”			•	
7710	Back Band 1” Relief RM 413	1 5/8” x 1 7/16			•	
7901	Shingle Band Mould RM 217	11/16” x 1 3/4”	•		•	
7937	Shingle Band Mould RM 3045	1 3/8” x 2 3/4”			•	
7202	Rake Mould RM 287	1” x 2”	•	•	•	
2599	Shingle Mould RM 210	11/16” x 1 5/8”	•	•	•	
7714	Pediment	2” x 2 7/8”	•	•	•	
9724	Decorative Mull Cap	11/16” x 1 3/4”				•

Rail & Balusters

Profile	Description	Dimensions	Length					
			6’	8’	10’	12’	14’	16’
2536	Baluster	1 1/4” x 1 1/4”			•		•	•
2542	Baluster	1 1/2” x 1 1/2”		•	•	•		•
2535	Top Rail	1 1/2” x 3 5/16”	•	•	•	•		•
2537	Bottom Rail	1 3/4” x 3 9/16”	•	•	•	•		•

* See Appendix for Pack Sizes and Weights. See Table of Contents for explanation of • & •

Drip Caps, Back Bands & Panel Mould

2598

2449

2791

7152

7709

7710

7901

7937

7202

2599

7714

9724

Rail & Balusters

2536

2542

2535

2537

Mouldings

Crown Moulding
Traditional Crowns

Profile	Description	Dimensions	Projection	Spring Angle	Length 8’	12’	16’
2853	3” Crown - RM 53	9/16” x 2 3/4”	1.539	38°			•
2435	4” Crown - RM49	9/16” x 3 5/8”	2.062	38°	•	•	•
7541	4 1/2” Crown - RM 48	11/16” x 4 1/4”	2.5	52°			•
2592	5” Crown - RM 47	11/16” x 4 5/8”	2.784	38°	•	•	•
7491	6” Crown - RM 45	9/16” x 5 1/4”	3.187	52°			•
7662	8” Crown	1” x 8”	5.625	45°			•
9824	8” Crown	1” x 7 1/2”	5.156	45°	•	•	•
7661	6” Crown	45/64” x 6”	4.375	45°			•
9876	Crown 54	9/16” x 2 1/4”	1.313		•		
9881	Crown 51	9/16” x 3 1/4”	1.938		•		

Crown Moulding
Traditional Crowns

Profile	Description	Dimensions	Projection	Spring Angle	Length 8’	12’	16’
7158	Rams Crown	1 3/8” x 2 1/16”	1.375	—	•	•	•
7960	One Piece Crown	2 3/4” x 3 1/2”	2.75	45°		•	•
7712	Deco Crown	1 1/2” x 1 7/8”	1.5	45°	•		•
7714	Pediment	2” x 2 7/8”	2	—			•

* See Appendix for Pack Sizes and Weights. See Table of Contents for explanation of • & •

Crown Moulding

2853

2435

7541

2592

7491

7662

9824

7661

9876

9881


7158

7960

7712

7714

Mouldings

Casing

Profile	Description	Dimensions	Length								
			7’	8’	9’	12’	14’	16’	17’	18’	19.5’
2590	Back Band Casing 4 1/2”	1 3/16” x 4 1/2”		•	•	•	•	•	•	•	
7255	Bendable Back Band Casing 4 1/2”	1 3/16” x 4 1/2”						•			
2852	New Adams Casing 3 1/2”	1” x 3 1/2”						•		•	
7216	Williamsburg Casing 3 1/4”	1 1/4” x 3 1/4”				•	•	•	•	•	
7884	Williamsburg Casing Bendable	1 1/4” x 3 1/4”					•			•	
2369	RB3 Casing 3 1/2” RM 523	1” x 3 1/2”		•				•		•	•
5445	Colonial Casing 2 1/4” LRM 356	5/8” x 2 1/4”	•								
2342	Casing 2 1/4” RM 376	11/16” x 2 1/4”						•			
2355	Colonial Casing 2 1/4” RM 356	11/16” x 2 1/4”		•		•	•	•			
2991	Bendable Casing 2 1/4” RM 356	11/16” x 2 1/4”					•	•			
2331	Ranch Casing 2 1/4” RM 329	11/16” x 2 1/4”		•		•					
5913	Ranch Casing 2 1/4” RM 328	9/16” x 2 1/4”	•				•				
2440	Casing 2 1/2” RM 351 Bendable	11/16” x 2 1/2”		•			•	•			
2343	Colonial Casing 3 1/4” RM 445	5/8” x 3 1/4”		•				•		•	
7939	Colonial Bendable Casing RM 445	5/8” x 3 1/4”							•		
2746	Bendable Casing 3 1/2” RM 444	5/8” x 3 1/2”	•						•		
7263	Bendable Casing 3 1/2”	11/16” x 3 1/2”						•	•		
2716	Bendable Casing 3 1/2”	5/8” x 3 1/2”							•		

* See Appendix for Pack Sizes and Weights. See Table of Contents for explanation of • & •

Casing

2590

7255

2852

7216

7884

2369


5445

2342

2355

2991

2331


5913

2440

2343

7939

2746


7263

2716

Mouldings

Craftsman Trim

Profile	Description	Dimensions	Length			
			7’	8’	10’	12’
2021	Scotia Cove	3/4” x 3/4”		•	•	•
2363	Stop	3/4” x 1”		•	•	
9870	Bifold Stop	11/16” x 1 5/8”	•			
9883	Craftsman Casing 2 1/4” E2E	9/16” x 2 1/4”	•			
9877	Craftsman Casing 3 1/4” E2E	9/16” x 3 1/4”	•			
9871	Craftsman Base 3 1/4” E2E	1/2” x 3 1/4”		•	•	
9888	Stop/Screen Mold 3/4”	3/8” x 3/4”		•		
9971	Craftsman Trim Top 1 1/2”	3/8” x 1 1/2”		•		
9972	Craftsman S4S Trim Base 3 1/4”	9/16” x 3 1/4”		•	•	
9973	Craftsman S4S Trim Base 4 1/4”	9/16” x 4 1/4”		•	•	
9974	Craftsman S4S Trim Base 5 1/4”	9/16” x 5 1/4”		•	•	
9975	Craftsman S4S Trim Casing 2 1/4”	11/16” x 2 1/4”		•		
9976	Craftsman S4S Trim Casing 3 1/4”	11/16” x 3 1/4”		•		
9977	Craftsman S4S Trim Casing 5 1/4”	11/16” x 5 1/4”		•		
9978	Craftsman Trim Window Stool 5 1/4”	11/16” x 5 1/4”		•	•	
9994	Craftsman S4S Trim Base 4 1/4” RM 430	7/16” x 4 1/4”		•	•	
9995	Wainscot Cap	1/2” x 1 1/8”		•		
9996	Trim Strip	1/4” x 1 1/16”		•		

* See Appendix for Pack Sizes and Weights. See Table of Contents for explanation of • & •

Casing

2021

2363

9870

9883

9877

9871

9888

9971

9972

9973

9974

9975

9976

9977

9978

9994

9995

9996

Mouldings

Base & Chair Rail

Profile	Description	Dimensions	Length 8’	12’	16’
5106	Ranch Base 2 1/2”	7/16” x 2 1/2”	•		
6761	Base/Casing Combo 2 3/4”	1/2” x 2 3/4”	•		
5523	Colonial Base 3 1/4” LRM 623	7/16”x 3 1/4”	•		
7527	Base RM 623 3 1/4” RM 623	9/16” x 3 1/4”	•	•	•
7861	Heirloom Base 5” Embossed	9/16” x 5”	•		
6610	Royal Base 5”	9/16” x 5”			•
9789	Column Wrap Base 8 7/16”	5/8” x 8 7/16”	•	•	•
5390	Chair Rail 2 5/8” RM 390	11/16” x 2 5/8”	•		

* See Appendix for Pack Sizes and Weights. See Table of Contents for explanation of • & •

5106

6761

5523

7527

7861

6610

9789


5390

FAQs

1. Do you have installation instruction videos?
We have many installation videos on YouTube. Please follow the link below:
https://www.youtube.com/user/RoyalBuildingProduct

2. Can you use interior mouldings outside?
The only PVC interior mouldings that can't be used outdoors are the decorative woodgrain non-vinyl laminated interior mouldings. All other cellular and vinyl wrapped PVC products can be used for interior and exterior applications.

3. What colors are available?
Our exterior trim & mouldings are available in white. We recently introduce 3 new colors, Sand Dune, Tuscan Tan and Harbor Gray. Please contact a customer service representative for further details. Our garage door products come in several Colors from white to hunter green*. A full list is available from your customer service representative

Brick Mould and Jambs are available in White, Almond, Sandstone, Chocolate Brown, Sand Dune & Tuscan Tan.

4. What lengths do your trim & mouldings come in?
Exterior trim & mouldings are available in 7' to 20' lengths. Interior mouldings are typically 7' to 12' lengths.

5. Can you install the mouldings around the shower or bathtub?
Yes. Our mouldings are water proof and do not promote the growth of mold or mildew.

6. Can you attach a screen door to a PVC door frame?
Yes, follow the manufacturer's recommendations.

7. Does cellular PVC trim require special code approval?
Typically, no special codes are required – always check with building codes.

8. Can PVC be used as a structural component such as framing?
PVC cannot be used as a structural product in load bearing applications. PVC boards must always be supported by wood or other structural materials.

9. Can you install PVC at or below surface grade?
Our product is perfect for ground contact application and below grade installation requirements.

10. How do I clean and remove scratches?
If the scratches are not too deep, you can use Windex and Mr. Clean MAGIC ERASER, (or Scotch-Brite® Non-Scratch Scrub Sponge). Apply the cleaner. Use the eraser or sponge, and rub in circular and up and down motions, until scratches are buffed out. This takes some time, depending on the severity of the scratches. You can also use Turtle Wax® Rubbing Compound to remove surface scratches. Clean the product after buffing the out the scratches.

There are many cleaners on the market that will work for cleaning PVC:

- Windex®
- 409 Glass and Surface Cleaner®
- Fantastik Al-Purpose®
- Clorox Clea-Up®
- M1 House Wash®
- LA's Totally Awesome® All-Purpose Cleaner

CUTTING & MILLING

11. How do I remove an Ink Jet UPC Label?
Use acetone or finger nail polish remover. Follow the manufacturer's instructions. Be sure to use gloves and eye protection and use the cleaner sparingly and quickly in the area that needs attention to remove the ink jet UPC.

12. How do I remove a product description paper label?
1. De-Solv-it Citrus Solution is an excellent cleaner for removing stubborn stickers. Follow the manufacturer's instructions.
2. Turtle Wax Label and Sticker Remover is another excellent cleaner for removing stubborn stickers. Follow the manufacturer's instructions.
3. If none of these options are available:

a. Soak the product with a typical surface cleaner (409 or similar degreaser)

b. Use a plastic putty knife to gently scrape off the sticker.

c. Use rubbing alcohol to remove the remaining residue. This will take some effort.

FAQs

13. How should I cut the trim and mouldings?
Royal Trim & Mouldings should be cut with a carbide tip blade with 80 teeth or more. It is important to make the cuts quickly. We also have found that you can lightly spray the blade with cooking spray or furniture polish as a lubricant to avoid excessive build up on the blade. *NOTE: Do not spray the mouldings as this will affect paint adhesion.*

14. What type of routing or milling bits should I use?
Use standard woodworking carbide-tipped router bits. Secure the trim to a bench or table when routing to minimize "chatter". Once the routing is complete, the cut can be smoothed using 220-320 grit sandpaper. This will help seal the cut edge and make it more resistant to dirt. After routing, to seal the exposed cells you can paint the exposed area with a high quality 100% acrylic latex paint

15. What do you recommend for ripping boards or sheet stock?
Safety First – Please follow manufacturer's instructions on safe operation of saws and other milling or routing tools. Use a good, sharp carbide tipped saw blade. Make sure the product is secure while ripping. After ripping or milling or to seal the exposed cells on precision cut trim boards, you can:

a. Sand the exposed cells with 320 grit sand paper and then wipe them with solvent like acetone (must follow solvent manufacturer's safety instructions). Just wiping the exposed area with a solvent will not completely seal the edges, but solvents do tend to soften or melt the cells, helping to seal them from debris.

b. Paint the exposed area with a high quality 100% acrylic latex trim paint

FASTENING & JOINING

16. How do I manage expansion and contraction of PVC trim mouldings?

PVC expands and contracts many times greater than wood

The main consideration is to plan for lengthwise expansion and contraction in boards longer than 12 feet. If not accounted for, PVC trim can buckle or develop unsightly gaps. The key element is to choose the right joints to fasten in place while allowing other joints to move. The movement can be concealed with a shiplap joint or by leaving space for the board to expand behind a butt joint or a feature board.

If there will be an outside miter or a fastened joint at both ends of a trim run that is 12 feet or longer, use two boards connected with a shiplap joint to allow the boards to move without exposing the material underneath the joint.

For outside corners, cement and mechanically fasten mitered outside corners together to keep them from opening up as the boards move.

For inside corners you can use butt joints to hide movement, but you must leave a gap at the end of the longer piece.

To use scarf joints, you must allow for movement in the run. PVC trim boards can be cemented together at the joint and the boards will move as one. Allow for movement with a shiplap.

On longer runs, to account for movement, the more the trim is fastened and bonded, the less it will move. Also, you must double fasten on both sides of "pinned" joints.

In temperatures above 80°F, the board joints should be tight.
In temperatures of 40°F to 60°F, leave 1/8 inch of space.
And when it's less than 40°F degrees outside, provide for 3/16 inch between boards.

Fastening Schedule Minimum 16" on Center

Board Width	Fasteners
4" to 6"	2
8" to 10"	2 to 3
12" to 14"	3 to 4
16" to 18"	4 to 5
20" to 22"	5 to 6
24" to 26"	7 to 8

For Sheet Fastening
Max 16" on center horizontally
Max 12" on center vertically
Minimum every 16" around perimeter of sheet

17. Do you have to predrill before nailing?
If nailing product at 40°F or below, predrilling is required.

18. How do you fasten trim & mouldings?
There are several manufacturers that produce fasteners specifically intended for use with cellular PVC. (See list below). You can also use fasteners designed for wood trim. They should have thin shanks, blunt points and full round heads. Fasteners should penetrate 1½" into substrate. Fasteners should be positioned no less than ¾" or more than 2" from end of boards. Fasteners must be weather resistant, such as stainless steel. For interior trim, such as casing, base, quarter round and crown, use 16 gauge finish nails, 6d or 8d finish nails. Pneumatic guns can be used - rubber bumpers on the nail gun tooling will protect the moulding. Air pressure should be adjusted based upon gun, temperature, substrate (80-100 psi is typical). Always use the least pressure necessary to drive the nail into the product.).Trim should be fastened to a flat solid surface. In cold weather below 40°F, predrilling may be necessary. Do not use brads or wire nails. Staples can only be used to fasten beaded planking.

Recommended Screws:

- Fasten Master Cortex® Hidden Fastening System (screw and PVC plug system) 5/8" to 5/4"
- Starborn Pro Plug® System (screw and PVC plug system) 5/8" to 5/4"
- Simpson Strong-Tie® Trim-Head Stainless Steel Screw
- GRK Fasteners FIN/Trim Finishing Trim Head Screws (ClimatekCoated® or Phoenix Stainless Steel)
- Kreg Blue-Kote™ Pocket-Hole Screws (for assembling trim with pocket-holes)
- #8-gauge TrimTop 305 SS with sharp type 17 piercing point by Fasten Master
- 305 SS Headcote #7 or #8 trim screws with auger points

For Concrete/Masonry/Brick: – Apply masonry adhesive sealant (always follow manufacturer's instructions) to the surface of concrete first. Lay the trim board/sheet and secure with Tapcon masonry fasteners.

19. What should I use to fill screw or nail holes and/or cracks?
- Extreme Adhesives Fill & Flex®
- Dap® Platinum Patch®
- OSI QUADMAX
- Sashco Big Stretch High Performance Elastic sealant
- Sherwin Williams Shrink Free Spackling®
- Crackshot High-Performance Spackling Paste

20. What adhesives do you recommend?
You can use an acrylic, urethane, or polyurethane caulk. Mechanical fasteners are always required. User needs to follow manufacturer's instructions. Adhesives are not covered by our warranty. Listed below are manufacturers that have formulated adhesives to work with:

PVC to PVC
- Titebond Ultimate PVC Trim Adhesive & Sealant
- Titebond PVC Trim Joint Adhesive
- Extreme Adhesives PVC Trim Welder®
- ZeVo 1 Part Cellular PVC Adhesive® for use with Royal Building Products
- FastCap 2P-10 Adhesive & Activator
- OSI PVC Trim Bond®
- Weld-On® 705 by IPS
- Christy's Red Hot White Vinyl Adhesive®
- Quality Transparent PVC Cement

PVC to Wood
- Liquid Nails®Heavy Duty
- Liquid Nails® Subfloor
- Loctite PL Premium
- Loctite PL Max
- Loctite PLX8

PVC to Masonry
- NPC Solar Seal® 900
- Liquid Nails® LN950 Construction Adhesive
- Liquid Nails Fuze*It®

For PVC to Steel
- NPC Solar Seal® 900
- Liquid Nails Fuze*It®
- Liquid Nails® LN950 Construction Adhesive

21. What sealants do you recommend?
You can use an acrylic, urethane, or polyurethane sealants. Mechanical fasteners are always required. User needs to follow manufacturer's instructions. Adhesives are not covered by our warranty. Listed below are manufacturers that have formulated adhesives to work with:
- OSI QuadMax
- OSI Quad
- NPC Solar Seal® 900

FAQs

PAINTING & COATING PVC

22. Does cellular PVC trim and/or cellular PVC require painting?

No. Cellular PVC trim does not require painting but, like any cellular PVC product, it will weather over time and painting will enhance these beautiful products to maintain color consistency for many years. Our cellular trim products are ready for painting and require very little preparation. Painting with a good quality, vinyl safe 100% Acrylic Latex paint will further protect products to maintain color consistency for many years. There are several paint manufacturers that will warranty their coating products on cellular PVC trim for 20 years or more. Our Warranty does not cover painted finishes or coating applied to the product by the original purchaser or any third party.

To match our P546 White Trim, users can use:
(NOTE: This is the closest custom color match. We do not warrant any third-party color matching as we cannot control any outside variation. We also cannot warrant any third-party coating manufacturer's coating performance.)

a. Sherwin Williams off-the-shelf exterior latex Resilience (Satin) 6404-13530 Extra White. This is a very close color match and is readily available.

b. Sherwin Williams exterior latex Emerald (Satin) Custom Color Match

CUSTOM SHER-COLOR MATCH

CCE*COLORANT	OZ	32	64	128
L1-Blue	-	-	-	1
R2-Maroon	-	-	-	1
Y3-Yellow	-	-	-	1

(This is a Sherwin-Williams non-returnable custom color match and may need to be special ordered. Sherwin-Williams cautions that to assure consistent color always order enough paint to complete the job and intermix all containers of the same color before application. Mixed colors may vary slightly from color strip or color chip or color match.

To match our P644 Sane Dune Trim, users can use:
(NOTE: This is the closest custom color match. We do not warrant any third-party color matching as we cannot control any outside variation. We also cannot warrant any third-party coating manufacturer's coating performance.)

a. Sherwin Williams VinylSafe® Exterior Architectural Latex Super Paint Satin- Custom Color Match

CUSTOM SHER-COLOR MATCH

CCE*COLORANT	OZ	32	64	128
G2-New Green	-	-	1	1
N1-Raw Umber	-	62	1	1
Y3-Deep Gold	-	22	1	1

b. OSI sells Beige colored caulking, Quad 473 and QuadMax 473. These are a close, but not exact match to Sand Dune.

MUST BE VinylSafe®
(This is a Sherwin-Williams VinylSafe® non-returnable custom color match. Sherwin-Williams cautions that to assure consistent color always order enough paint to complete the job and intermix all containers of the same color before application. Mixed colors may vary slightly from color strip or color chip or color match.

To match our P647 Tuscan Tan Trim, users can use:
(NOTE: This is the closest custom color match. We do not warrant any third-party color matching as we cannot control any outside variation. We also cannot warrant any third-party coating manufacturer's coating performance.)

a. Sherwin Williams VinylSafe® Exterior Architectural Latex Super Paint Low Luster- Custom Color Match:

CUSTOM SHER-COLOR MATCH

CCE*COLORANT	OZ	32	64	128
G2-New Green	-	2	-	1
N1- Raw Umber	2	43	-	1
Y3-Deep Gold	-	7	-	-

MUST BE VinylSafe®
(This is a Sherwin-Williams VinylSafe® non-returnable custom color match. Sherwin-Williams cautions that to assure consistent color always order enough paint to complete the job and intermix all containers of the same color before application. Mixed colors may vary slightly from color strip or color chip or color match.

To match our P647 Harbor Gray Trim, users can use:
(NOTE: This is the closest custom color match. We do not warrant any third-party color matching as we cannot control any outside variation. We also cannot warrant any third-party coating manufacturer's coating performance.)

a. Sherwin Williams VinylSafe® Exterior Architectural Latex Super Paint Satin- Custom Color Match:

CUSTOM SHER-COLOR MATCH

CCE*COLORANT	OZ	32	64	128
W1-White	-	52	-	1
L1- Blue	-	49	1	1
R2-Maroon	-	22	1	1
Y3-Deep Gold	-	3	-	1

MUST BE VinylSafe®
(This is a Sherwin-Williams VinylSafe® non-returnable custom color match. Sherwin-Williams cautions that to assure consistent color always order enough paint to complete the job and intermix all containers of the same color before application. Mixed colors may vary slightly from color strip or color chip or color match.

23. If I do paint, what type of paint should I use?
For light colors with a light reflective value (LRV) of 57 or higher, we recommend a high quality 100% acrylic latex or acrylic blend paint developed for trim. Coating manufacturers can and will specify the LRV for its color palette.

For dark colors, with a light reflective value (LRV) of 56 or lower, it is imperative that an approved solar reflective coating is used. These paints are typically referred to as "vinyl safe" paints, or heat reflective coatings for vinyl. Failure to use the proper coatings specific to dark colors will result in heat distortion and buckling to any cellular PVC

Based upon the questions that we receive, it is apparent that many people are not fully educated regarding dark colors, heat buildup Benjamin Moore Revive® and Sherwin-Williams VinylSafe® technology.

Sherwin-Williams and Benjamin Moore carry exterior paint various product lines. Sherwin-Williams VinylSafe® Technology and Benjamin Moore Revive® are options in these product line. Sherwin-Williams VinylSafe®, and Benjamin Moore Revive are low heat buildup color pigment packages that can be used with cellular PVC.

For Sherwin Williams, this specialized coating is not automatically a feature in the paint products where VinylSafe® is available. VinylSafe® MUST BE SPECIFIED AS AN OPTION when having paint mixed, using Sherwin-Williams Emerald®, Duration®, Resilience®, SuperPaint® latex paints, or SnapDry™ Door & Trim Paint.

Summary:

After significant experience and testing, using solar reflective coatings such as Benjamin Moore Revive and Sherwin-Williams VinylSafe® will give the user best coating solution for dark colors. Our warranty does not cover painted finishes or coating applied to the product by the original purchaser or any third party. However, if the proper coatings are used, and the coating manufacturer's instructions are followed, users will be successful.

No priming is necessary; however, the finish quality is greatly enhanced if you use a premium 100% acrylic latex paint for trim with a built-in primer. In addition, a primer may be required under the paint manufacturer's warranty.

Always follow the paint manufacturer's instructions. In preparation for painting, we recommend product should be clean, dry and free of dirt, grease and or any other surface contaminants before painting. Adhesion can be improved through light scuff sanding. Product should be cleaned with a mild detergent or denatured alcohol and soft clean rag or bristle brush.

Before you start, it's a good idea to fill all nails holes or blemishes that may occur during installation. Although scuff sanding is not needed, light sanding of the surface, with fine sandpaper can help remove blemishes prior to painting, but only if needed. For smoothing ripped or routed edges the milled or ripped surface can be smoothed using 220-320 grit sand paper. This will greatly assist to remove saw marks (or cutter head marks) and somewhat seal the milled surface and make it easier to paint.

Failure to adhere to manufacturer's recommended guidelines for application of painted surfaces may void any paint manufacturer's warranty.

Here are a few paint manufacturer recommendations:

Sherwin Williams	*PPG*	*Benjamin Moore*
Super Paint®	Manor Hall®	Revive®
Duration®		Moorlife®
Green Seal®		

24. Can you stain PVC mouldings?
Yes, but staining PVC mouldings takes coating applications such as TruStain™ from AquaSurTech OEM and or AWP SPQT Stainable Primer Wood Base Coat for Hard Surfaces. Follow the manufacturer's recommendations.

Appendix

S4S

Profile	Description	Length	Pieces/ Unit	Pound/ Ft	Pound/ Each	Pound/ Unit
2150	1-1/2 S4S 16'	16	286	0.22	4	1,004
7827	5/8X3 1/2 S4S TRIMBOARD 18'	18	130	0.51	9	1,199
7828	5/8X5 1/2 S4S TRIMBOARD 18'	18	80	0.8	14	1,159
7829	5/8X7 1/4 S4S TRIMBOARD 18'	18	60	1	19	1,145
7830	5/8X9 1/4 S4S TRIMBOARD 18'	18	50	1	24	1,218
7831	5/8X11 1/4 S4S TRIMBOARD 18'	18	40	2	30	1,185
7832	1X2 S4S TRIMBOARD 18'	18	270	0.25	5	1,232
7833	1X3 S4S TRIMBOARD 18'	18	162	0.44	8	1,280
7834	1X4 S4S TRIMBOARD 18'	18	117	0.61	11	1,294
7871	1X5 S4S TRIMBOARD 18'	18	90	0.79	14	1,280
7835	1X6 S4S TRIMBOARD 18'	18	72	0.97	17	1,251
7836	1X8 S4S TRIMBOARD 18'	18	54	1	23	1,237
7837	1X10 S4S TRIMBOARD 18'	18	45	2	30	1,315
7838	1X12 S4S TRIMBOARD 18'	18	36	2	36	1,280
7874	5/4X3 S4S TRIMBOARD 18'	18	126	0.59	11	1,327
7840	5/4X4 S4S TRIMBOARD 18'	18	91	0.82	15	1,342
7875	5/4X5 S4S TRIMBOARD 18'	18	70	1	19	1,327
7841	5/4X6 S4S TRIMBOARD 18'	18	56	1	23	1,298
7842	5/4X8 S4S TRIMBOARD 18'	18	42	2	31	1,283
7843	5/4X10 S4S TRIMBOARD 18'	18	35	2	39	1,364
7844	5/4X12 S4S TRIMBOARD 18'	18	28	3	47	1,327

SurEdge

Profile	Description	Length	Pieces/ Unit	Pound/ Ft	Pound/ Each	Pound/ Unit
9905	1/2X3 SUREDGE TRIMBOARD 18'	18	504	0.30	5	2,703
9906	1/2X4 SUREDGE TRIMBOARD 18'	18	312	0.42	8	2,343
9907	1/2X6 SUREDGE TRIMBOARD 18'	18	192	0.66	12	2,266
9908	1/2X8 NET SUREDGE TRMBRD 18'	18	120	0.95	17	2,060
9759	5/8X4 SUREDGE TRIMBOARD 18'	18	130	0.53	10	1,249
9760	5/8X6 SUREDGE TRIMBOARD 18'	18	80	0.83	15	1,198
9761	5/8X8 SUREDGE TRIMBOARD 18'	18	60	1	20	1,180
9762	5/8X10 SUREDGE TRIMBOARD 18'	18	50	1	25	1,251
9763	5/8X12 SUREDGE TRIMBOARD 18'	18	40	2	30	1,216
9784	5/8X14 SUREDGE TRIMBOARD 18'	18	30	2	36	1,073
9764	5/8X16 SUREDGE TRIMBOARD 18'	18	24	2	41	987
9766	1X3 SUREDGE TRIMBOARD 18'	18	162	0.46	8	1,345
9767	1X4 SUREDGE TRIMBOARD 18'	18	117	0.64	12	1,348
9768	1X5 SUREDGE TRIMBOARD 18'	18	90	0.82	15	1,327
9769	1X6 SUREDGE TRIMBOARD 18'	18	72	1	18	1,293
9770	1X8 SUREDGE TRIMBOARD 18'	18	54	1	24	1,274
9771	1X10 SUREDGE TRIMBOARD 18'	18	45	2	30	1,351
9772	1X12 SUREDGE TRIMBOARD 18'	18	36	2	36	1,313
9788	1X14 SUREDGE TRIMBOARD 18'	18	21	2	43	901
9773	1X16 SUREDGE TRIMBOARD 18'	18	24	3	49	1,184
9774	5/4X3 SUREDGE TRIMBOARD 18'	18	133	0.62	11	1,473
9775	5/4X4 SUREDGE TRIMBOARD 18'	18	91	0.85	15	1,398
9776	5/4X5 SUREDGE TRIMBOARD 18'	18	70	1	20	1,376
9777	5/4X6 SUREDGE TRIMBOARD 18'	18	56	1	24	1,341
9778	5/4X8 SUREDGE TRIMBOARD 18'	18	42	2	31	1,321
9779	5/4X10 SUREDGE TRIMBOARD 18'	18	35	2	40	1,401
9780	5/4X12 SUREDGE TRIMBOARD 18'	18	28	3	49	1,361
9781	5/4X16 SUREDGE TRIMBOARD 18'	18	24	4	66	1,579
9781	5/4X16 SUREDGE TRIMBOARD 18'	18	24	4	66	1,579
Sand Dune						
9759	5/8X4 SUREDGE TRIMBOARD 18'	18	130	0.53	10	1249
9760	5/8X6 SUREDGE TRIMBOARD 18'	18	80	0.83	15	1198
9761	5/8X8 SUREDGE TRIMBOARD 18'	18	60	1	20	1180
9762	5/8X10 SUREDGE TRIMBOARD 18'	18	50	1	25	1251
9763	5/8X12 SUREDGE TRIMBOARD 18'	18	40	2	30	1216
9764	5/8X16 SUREDGE TRIMBOARD 18'	18	24	2	41	987

Prefinished Trim

Profile	Description	Length	Pieces/ Pack	Pound/ Ft	Pound/ Each	Pound/ Pack
9759	5/8X4 SUREDGE TRIMBOARD 16'	16	2	0.53	9	17
9760	5/8X6 SUREDGE TRIMBOARD 16'	16	2	0.83	13	27
9761	5/8X8 SUREDGE TRIMBOARD 16'	16	2	1	17	35
9762	5/8X10 SUREDGE TRIMBOARD 16'	16	2	1	22	44
9763	5/8X12 SUREDGE TRIMBOARD 16'	16	2	2	27	54
9767	1X4 SUREDGE TRIMBOARD 16'	16	2	0.64	10	20
9769	1X6 SUREDGE TRIMBOARD 16'	16	2	1	16	32
9770	1X8 SUREDGE TRIMBOARD 16'	16	2	1	21	42
9771	1X10 SUREDGE TRIMBOARD 16'	16	2	2	27	53
9772	1X12 SUREDGE TRIMBOARD 16'	16	2	2	32	65
9775	5/4X4 SUREDGE TRIMBOARD 16'	16	2	0.85	14	27
9777	5/4X6 SUREDGE TRIMBOARD 16'	16	2	1	21	43
9778	5/4X8 SUREDGE TRIMBOARD 16'	16	2	2	28	56
9779	5/4X10 SUREDGE TRIMBOARD 16'	16	2	2	36	71
9780	5/4X12 SUREDGE TRIMBOARD 16'	16	2	3	43	86

Conceal

Profile	Description	Length	Pieces/ Unit	Pound/ Ft	Pound/ Each	Pound/ Unit
9718	ROYAL OSC 3/4X5-11/16" 20'	20	48	2	32	1,531
7971	ROYAL OSC 3-11/16" 20'	20	72	2	35	2,516
7973	ROYAL OSC 5-11/16" 20'	20	48	3	54	2,593
7972	ROYAL OSC 3-11/16" 20'	20	72	2	35	2,516
7970	ROYAL OSC 5-11/16" 20'	20	48	3	54	2,593
9706	5/4X4" J-CHANNEL TRIM 18'	18	26	0.85	15	399
7994	5/4X6" J-CHANNEL TRIM 18'	18	24	1	24	575
9707	5/4X8" J-CHANNEL TRIM 18'	18	36	2	31	1132
9914	5/4X10" J-CHANNEL TRIM 18'	18	35	2	40	1401
9794	5/4X4 CONCEAL WNDW SRND 18'	18	90	0.85	15	1383
9795	5/4X6 CONCEAL WNDW SRND 18'	18	56	1	24	1341
9800	5/4X4 TRADTNL WNDW SRND 18'	18	90	0.85	15	1383
9801	5/4X6 TRADTNL WNDW SRND 18'	18	56	1	24	1341
9816	1X4 TRADTNL WNDW SRND 18'	18	117	0.64	12	1348
9817	1X5 TRADTNL WNDW SRND 18'	18	90	0.82	15	1327
9818	1X6 TRADTNL WNDW SRND 18'	18	72	1	18	1293
9703	1X6 SUREDGE TB (CEL)18'	18	72	1	18	18
9704	4/4X8" SKIRT BOARD 18'	18	54	1	24	1274
9705	4/4X10" SKIRT BOARD 18'	18	12	2	30	360
9700	5/4X4" SKIRT BOARD 18'	18	78	0.85	15	1198
7993	5/4X6" SKIRT BOARD 18'	18	48	1	24	1149
9701	5/4X8" SKIRT BOARD 18'	18	36	2	31	1132
9796	WATER TABLE 16'	16	204	0.51	8	1668
9719	STONE WATER TABLE 16'	16	144	1	20	2821
9833	5/8X4" CONCEAL T-MOLD 18'	18	130	0.53	10	19
9835	5/4X4 CONCEAL T-MOLD 18'	18	90	0.85	15	1383
9831	5/4X6" CONCEAL T-MOLD 18'	18	56	1	25	1389
9832	5/4X8" CONCEAL T-MOLD 18'	18	42	2	31	1321
9953V	V-STONE WATER TABLE	16	2	0.9	14.2	28.4

Appendix

PCT

Profile	Description	Length	Pieces/ Pack	Pound/ Ft	Pound/ Each	Pound/ Pack
2920	3/8X3" PRCN CUT BRD 14'	14	406	0.27	4	1524
2979	3/8X2 3/4 PRCN CUT BRD 18'	18	435	0.25	4	1925
2880	1X4 X 3/8 PRCN CUT BRD 18' E1	18	208	0.31	6	1171
2975	3/8X3 3/4 PRCN CUT BRD 18'	18	319	0.34	6	1925
2990	3/8X5 PRCN CUT BRD 16' E1	16	232	0.45	7	1659
3068	3/8X5 3/8 PRCN CUT BRD 18' E0	18	232	0.48	9	2007
2881	1X6 X 3/8 PRCN CUT BRD 18' E0	18	256	0.49	9	2266
2882	1X8 X 3/8 PRCN CUT BRD 18' E1	18	192	0.65	12	2240
2884	1X10 X 3/8 PRCN CUT BRD 18' E0	18	160	0.83	15	2382
2885	1X12 X 3/8 PRCN CUT BRD 12' E0	12	64	1	13	824
3009	FULL 12" X 3/8 PRCN CUT BRD 8'	8	64	1	9	549
2873	1X4 X 1/2 PRCN CUT BRD 18'-3"	18.25	156	0.42	8	1188
2874	1X6 X 1/2 PRCN CUT BRD 18' E0	18	96	0.66	12	1133
2875	1X8 X 1/2 PRCN CUT BRD 18'	18	144	0.86	16	2240
2876	1X10 X 1/2 PRCN CUT BRD 10' E1	10	60	1	11	662
2877	1X12 X 1/2 PRCN CUT BRD 12' E1	12	48	1	16	772
3078	1/2X14" SHEETBOARD 12'	12	105	2	20	2040
2936	1X16 X 1/2 PRCN CUT BRD 10' E0	10	54	2	19	1030
3018	5/8X2 1/2 PRCN CUT BRD 18'	18	272	0.37	7	1824
2832	1X4 X 5/8 PRCN CUT BRD 18'	18	130	0.52	9	1220
2904	1X5 X 5/8 PRCN CUT BRD 18' E0	18	190	0.67	12	2293
2833	1X6 X 5/8 PRCN CUT BRD 18'	18	80	0.82	15	1180
2906	6.5 X 5/8 PRCN CUT BRD 18' E0	18	133	1	17	2319
2834	1X8 X 5/8 PRCN CUT BRD 18'	18	60	1	19	1167
2835	1X10 X 5/8 PRCN CUT BRD 18'	18	50	1	25	1240
2836	1X12 X 5/8 PRCN CUT BRD 18'	18	40	2	30	1207
2919	1X16X5/8 PRCN CUT BRD 18'	18	27	2	40	1087
2825	1X2 X 3/4 CHOICETRIM BOARD 8'	8	420	0.27	2	901
2898	1X3 X 3/4 PRCN CUT BRD 18' E0	18	162	0.45	8	1303
2826	1X4 X 3/4 PRCN CUT BRD 18'	18	117	0.63	11	1318
2899	1X5 X 3/4 PRCN CUT BRD 18'	18	90	0.8	14	1303
2827	1X6 X 3/4 PRCN CUT BRD 18'	18	72	1	18	1274
2828	1X8 X 3/4 PRCN CUT BRD 18'	18	54	1	23	1260
2829	1X10 X 3/4 PRCN CUT BRD 18'	18	45	2	30	1340
2830	1X12 X 3/4 PRCN CUT BRD 18'	18	36	2	36	1304
3004	3/4X15 1/4 PRCN CUT BRD 18' E0	18	21	3	49	1031
2912	1X16 X 3/4 PRCN CUT BRD 18'	18	27	3	51	1390
2951	3/4X18 PRCN CUT BRD 18' E0	18	28	3	58	1622
2866	5/4X4 PRCN CUT BRD 18'	18	91	0.83	15	1367
2901	5/4X4-1/2 PRCN CUT BRD 20'	20	70	1	21	1502
2965	1X 4-5/8" W 1" PCN CT BD 8' E0	8	99	1	9	873
2867	1X6 X 1 PRCN CUT BRD 18' E1	18	56	1	24	1322
2868	5/4X8 PRCN CUT BRD 18'	18	42	2	31	1307
2869	5/4X10 PRCN CUT BRD 18'	18	35	2	40	1389
2870	5/4X12 PRCN CUT BRD 18'	18	28	3	48	1352
3003	1X15 1/4 PRCN CUT BRD 20'	20	21	4	73	1527
2913	5/4X16 PRCN CUT BRD 18'	18	21	4	69	1442
9747	6/4X4 PRCN CUT BRD 18'	18	65	1	20	1331
9748	6/4X6 PRCN CUT BRD 18'	18	40	2	32	1287
9749	6/4X8 PRCN CUT BRD 18'	18	30	2	42	1273
9750	6/4X10 PRCN CUT BRD 18'	18	25	3	54	1353
9751	6/4X12 PRCN CUT BRD 18'	18	20	4	66	1317
9799	6/4X16 PRCN CUT BRD 18'	18	18	6	103	1854
9753	8/4X4 PRCN CUT BRD 18'	18	65	1	23	1491
9754	8/4X6 PRCN CUT BRD 18'	18	48	2	36	1730
9755	8/4X8 PRCN CUT BRD 18'	18	30	3	48	1425
9756	8/4X10 PRCN CUT BRD 18'	18	25	3	61	1516
9757	8/4X12 PRCN CUT BRD 18'	18	20	4	74	1475

Sheet

Profile	Description	Length	Pieces/ Pack	Pound/ Ft	Pound/ Each	Pound/ Pack
9912	1/4X48" SHEET BOARD 12'	12	30	3	34	1030
2878	3/8X48 SHEET BOARD 18' E0	18	32	4	77	2472
2871	1/2X48 SHEET BOARD 18'	18	24	6	103	2472
2838	5/8X48 SHEET BOARD 18' E0	18	19	7	129	2446
2837	3/4X48 SHEET BOARD 18' E1	18	17	9	154	2626
2864	5/4X48 SHEET BOARD 18'	18	12	12	206	2472
9752	6/4X48 SHEET BRD 18'	18	10	16	281	2809
9758	1-1/2X48 SHEET BOARD 18'	18	6	17	315	1888
P644-E0 SAND DUNE						
2837	3/4X48 SHEET BOARD 8'	8	32	9	69	2,197
2838	5/8X48 SHEET BOARD 18'	18	32	7	129	4,120

Nickel Gap & Bead Board

Profile	Description	Length	Pieces/ Pack	Pound/ Ft	Pound/ Each	Pound/ Pack
2352	PLANKING 16'	16	7	0.36	6	40
9734	CONCEAL 1/2" BEAD PLANK 18'	18	4	0.63	11	46
9735	REVERSIBLE BEAD PLANK 18' HH	18	4	0.65	12	47
9913	1X6 BEAD BOARD 18'	18	72	0.94	17	1212
9830	5/8X6" NICKEL GAP/SHIPLAP 18'	18	2	0.82	15	30
9834	5/8X8" NICKEL GAP/SHIPLAP 18'	18	2	1	19	39
2764	WAINSCOT CAP 8'	8	12	0.15	1	14
2566	FRAME 16'	16	6	0.51	8	49
9952	REVERSIBLE NICKEL GAP/V-GROOVE PLANK 16'	16	72	0.98	15.7	1274
9952	REVERSIBLE NICKEL GAP/V-GROOVE PLANK 18'	18	72	0.98	17.7	1132

Column Wrap

Profile	Description	Length	Pieces/ Pack	Pound/ Ft	Pound/ Each	Pound/ Pack
9807	4X4 COLUMN WRAP 10'	10.0	24	2	23	558
9811	6X6 COLUMN WRAP 10'	10	15	3	33	492
9815	8X8 COLUMN WRAP 10'	10	8	5	46	367
9829	12X12 COLUMN WRAP 10'	10	6	5	54	325
9854	4X4 CONTRACTOR CAP/BASE SET	1	8			
9850	4X4 TRADITIONAL CAP/BASE SET	1	8			
9858	4X4 CRAFTSMAN CAP/BASE SET	1	8			
9855	6X6 CONTRACTOR CAP/BASE SET	1	5			
9851	6X6 TRADITIONAL CAP/BASE SET	1	5			
9859	6X6 CRAFTSMAN CAP/BASE SET	1	5			
9856	8X8 CONTRACTOR CAP/BASE SET	1	8			
9852	8X8 TRADITIONAL CAP/BASE SET	1	8			
9860	8X8 CRAFTSMAN CAP/BASE SET	1	8			
9857	12X12 CONTRACTOR CAP/BASE SET	1	6			
9853	12X12 TRADITIONAL CAP/BASE SET	1	6			
9861	12X12 CRAFTSMAN CAP/BASE SET	1	6			

Appendix

Garage Door System

Profile	Description	Length	Pieces/ Pack	Pound/ Ft	Pound/ Each	Pound/ Pack
2149	THERMO STOP 18'	18	15	0.19	3	52
3029	THERMO STOP 18'	18	10	0.23	4	41
2591	THERMO STOP 18'	18	10	0.28	5	51
2448	BRICK MOULD 18'	18	6	0.49	9	53
9841	3/8X7 1/2 GDT SUREDGE 18'	18	2	0.67	12	24

Window & Door

Profile	Description	Length	Pieces/ Pack	Pound/ Ft	Pound/ Each	Pound/ Pack
2448	BRICK MOULD 18'	18	378	0.49	9	3333
7351	J CHANNEL BRICK MOULD 17'	17	4	0.45	8	31
7360	BRICK MOULD 14'	14	378	0.5	7	2657
7371	BRICK MOULD W/NAIL FIN 18'	18	238	0.57	10	2457
2622	BRICK MOULD 17'	17	475	0.2	3	1578
7252	BRICK MOULD 8'	8	15	0.25	2	30
7216	WILLIAMSBURG CASING 8'	8	4	0.7	6	23
7467	J CHANNEL CASING 18'	18	4	0.87	16	62
7651	J CHANNEL CASING 16'	16	2	2	27	54

Crown

Profile	Description	Length	Pieces/ Pack	Pound/ Ft	Pound/ Each	Pound/ Pack
2853	CROWN 16'	16	10	0.27	4	43
2435	CROWN 16'	16	10	0.36	6	57
7541	CROWN 16'	16	4	0.55	9	35
2592	CROWN 8'	8	4	0.54	4	17
7491	CROWN 16'	16	4	0.61	10	39
7662	CROWN 16'	16	2	1	21	41
9824	8" CROWN 16'	16	2	1	19	38
7158	RAM CROWN 16'	16	6	0.48	8	46
7960	CROWN CAP 12'	12	4	0.98	12	47
7712	COLUMN TRIM 16'	16	6	0.47	8	45
7714	PEDIMENT 16'	16	2	0.95	15	30
7661	6" CROWN 8'	8	4	0.76	6	24

Sill & Sill Nose

Profile	Description	Length	Pieces/ Pack	Pound/ Ft	Pound/ Each	Pound/ Pack
7117	SILL 7'	7	4	1	8	30
7717	SILL NOSE 16'	16	6	0.54	9	52
7640	SILL 16'	16	2	1	23	46
2345	SILL NOSE 16'	16	10	0.42	7	66
7118	SILL NOSE 16'	16	12	0.32	5	61
7435	SILL NOSE 16'	16	2	1	17	35
7631	WINDOW SURROUND SILL 16'	16	6	0.81	13	78
7213	TRANSOM SILL 16'	16	153	0.93	15	2272
7806	TRANSOM SILL 12'	12	102	1	15	1521
2388	LOUVER SILL 17'	17	192	0.65	11	2108
2915	LOUVER SLAT 17'	17	8	0.48	8	65
2496	SILL NOSE 16'	16	224	0.41	7	1459

Door Jambs, Transom & Extensions

Profile	Description	Length	Pieces/ Pack	Pound/ Ft	Pound/ Each	Pound/ Pack
7181	ENTRY DR JAMB 7'	7	2	1	9	18
7251	ENTRY DOOR JAMB 17'	17	117	2	27	3106
7241	ENTRY DR JAMB PRS 82"	13.667	48	2	28	1350
7193	ASTRAGAL 8'	8	234	0.83	7	1549
7155	ASTRAGAL 8'-2"	8.166	140	0.92	8	1054
2430	HORIZONTAL MULLION 12'	12	384	0.25	3	1148
2424	VERTICAL MULLION 7'	7	384	0.27	2	719
7464	TRANSOM SASH 16'	16	255	0.62	10	2538
7623	TOP RAIL 12'	12	168	0.4	5	799
7160	JAMB EXTENDER 16'	16	240	0.55	9	2097
7417	JAMB EXTENDER 18'	18	4	0.99	18	71
7159	JAMB EXTENDER 16'	16	124	0.85	14	1681
7205	JAMB EXTENDER 12'	12	240	0.59	7	1700
7206	JAMB EXTENDER 12'	12	144	1	12	1751
2497	DOOR JAMB (EMB) 7'	7	4	0.69	5	19
2709	FLAT TRIM (EMBOSSED) 8'	8	10	0.43	3	34

Quarter Rounds, Coves & Stops

Profile	Description	Length	Pieces/ Pack	Pound/ Ft	Pound/ Each	Pound/ Pack
2024	QUARTER ROUND 8'	8	20	0.04	0.34	7
5111	QUARTER ROUND 8'	8	20	0.06	0.50	10
2689	QUARTER ROUND 8'	8	25	0.08	0.66	16
2258	EXTERIOR BEAD 8'	8	25	0.03	0.27	7
2021	INSIDE CORNER 8'	8	20	0.07	0.52	10
2046	SHOE MOULDING 12' LWM127	12	3000	0.05	0.58	1746
2141	SCRIBE 10'	10	36	0.1	0.99	36
2803	SHOE 8' NARROW	8	50	0.03	0.23	12
2329	HEAD GLASS STOP 16'	16	384	0.26	4	1598
2330	HEADSTOP 8'	8	20	0.09	0.69	14
2349	BLIND STOP 14'	14	29	0.17	2.38	69
2357	STOP 16'	16	24	0.25	4	96
1154	STOP 7'	7	30	0.13	0.92	28
2625	INTERIOR STOP 16'	16	50	0.08	1	61
9887	WHITE PVC SHOE 126 8'	8	15	0.06	0.5	8
W109	STOP 7'	7	225	0.05	0.32	71

Decorative Trim

Profile	Description	Length	Pieces/ Pack	Pound/ Ft	Pound/ Each	Pound/ Pack
2850	7/8" PARTING BEAD 8'	8	25	0.04	0.34	9
2851	1-1/4" PARTING BEAD 8'	8	25	0.06	0.49	12
7788	COLONIAL STOP 7'	7	20	0.09	0.60	12
7719	OUTSIDE CORNER 8'	8	15	0.11	0.90	14
6577	11/16 OUTSIDE CORNER 8'	8	20	0.05	0.41	8
2450	BASE CAP 8'	8	18	0.1	0.82	15
9785	BASE CAP 8' RM166	8	35	0.1	0.78	27
2759	TRIM 8'	8	30	0.1	0.82	25
2363	STOP 8'	8	20	0.2	1.57	31
2018	LATTICE 8'	8	40	0.09	0.70	28
6510	LATTICE 8'	8	20	0.09	0.76	15
9890	WHITE PVC BACKBAND L280 8'	8	15	0.11	0.92	14
2566	WAINSCOT CAP 8' DECO	8	8	0.51	4	33
2764	WAINSCOT CAP 8'	8	12	0.15	1	14

Appendix

Drip Caps, Backbands & Panel Mould

Profile	Description	Length	Pieces/ Pack	Pound/ Ft	Pound/ Each	Pound/ Pack
2598	BED MOULDING 8'	8	25	0.14	1	28
2449	DRIP CAP 8'	8	25	0.16	1	32
2791	DRIP CAP 8' RM187	8	12	0.21	2	20
7152	BACK BAND 8'	8	10	0.38	3	31
7709	5/8" BACKBAND 16'	16	8	0.33	5	43
7710	1" BACKBAND 8'	8	8	0.45	4	29
7901	BAND MOULDING 8'	8	16	0.2	2	26
7937	SHINGLE BAND MOULDING 8'	8	2	0.59	5	9
7202	RAKE MOULD 8'	8	10	0.37	3	30
2599	SHINGLE MOULD 8'	8	10	0.18	1	14
7714	PEDIMENT 8'	8	2	0.95	8	15
9724	DECORATIVE HALF ROUND 8'	8	17	0.15	1	21
2536	BALUSTER 10'	10	10	0.33	3	33
2542	2X2 BOARD 8'	8	10	0.6	5	48
2535	TOP RAIL 10'	10	180	0.46	5	8298
2537	BOTTOM RAIL 8'	8	66	0.83	7	438

Casing

Profile	Description	Length	Pieces/ Pack	Pound/ Ft	Pound/ Each	Pound/ Pack
2590	CASING 8'	8	4	0.77	6	25
7255	CASING 16'	16	162	1	16	2605
2852	ADAMS CASING 8' PM520	8	4	0.58	5	19
7216	WILLIAMSBURG CASING 8'	8	4	0.70	6	23
7884	WILLIAMSBURG CASING 14'	14	234	0.91	13	2972
2369	RB3 CASING 16'	16	8	0.41	7	53
5445	COL CASING 7'	7	15	0.18	1	19
2342	COLONIAL CASING 8' RM376	8	16	0.27	2	34
2355	COLONIAL CASING 8'	8	12	0.25	2	24
2991	COLONIAL CASING 16'	16	10	0.34	5	54
2331	CASING 8'	8	10	0.25	2	20
5913	RANCH CASING 7'	7	15	0.16	1	17
2440	COLONIAL CASING 8' RM351	8	16	0.36	3	46
2343	COLONIAL CASING 8' RM445	8	8	0.33	3	21
7939	COL CASING (BENDABLE) 17'	17	270	0.47	8	2139
2746	CASING 8'	8	8	0.45	4	29
7263	BENDABLE CASING 17'	17	9	0.44	7	67
2716	CASING 16'	16	176	0.48	8	1362
9872	WHITE PVC COL CASING L444 7'	7	10	0.3	2	21
9879	WHITE PVC COL CASING 356 7'	7	10	0.18	1	13
2365	COLONIAL CASING 8' RM442	8	10	0.26	2	21
2428	WEST COAST CASING 8'	8	10	0.24	2	19
9877	WHITE PVC CASING E2E 7'	7.5	10	0.38	3	29
9883	WHT PVC CRAFTSMAN CASING E2E 7	7	10	0.26	2	18
2351	COLONIAL CASING 8'	8	12	0.24	2	23

Base

Profile	Description	Length	Pieces/ Pack	Pound/ Ft	Pound/ Each	Pound/ Pack
5106	RANCH BASE 8'	8	10	0.2	2	16
6761	CASING/BASE 8'	8	10	0.21	2	17
5523	COLONIAL BASE 8'	8	10	0.26	2	21
7527	EXTERIOR BASE 8'	8	10	0.37	3	29
7861	HEIRLOOM BASE 8'	8	4	0.58	5	18
9789	8-3/8" COMBO BASE 8'	8	2	1	10	19
5390	CHAIR RAIL 8'	8	6	0.24	2	11
2566	WAINSCOT CAP 8' DECO	8	8	0.51	4	33
9869	WHITE PVC COL BASE L738 8'	8	5	0.78	6	31
9871	WHT PVC CRAFTSMAN BASE E1E 8'	8	10	0.33	3	26
9873	WHITE PVC COL BASE 620 8'	8	10	0.4	3	32
9874	WHITE PVC COL BASE 623 8'	8	10	0.3	2	24
9878	WHITE PVC CHAIRRAIL 390 8'	8	10	0.21	2	17

Short Length Additions

Profile	Item #	Description	Finish/ Color	Length	Pieces/Pack
2007	5074551	LATTICE 8’	P546 WHT	8	20
2018	5098828	LATTICE 8’	P546 WHT	8	40
2021	5073487	INSIDE CORNER 8’	P546 WHT	8	20
2024	5073217	QUARTER ROUND 8’	7151 WHT	8	20
2046	5073276	SHOE MOULDING 8’	P546 WHT	8	50
2046	5073698	SHOE 8’	P546 WHT	8	20
2150	5098983	1X2 TRIMPLANK 8’	P546 WHT	8	10
2258	5099089	EXTERIOR BEAD 8’	P546 WHT	8	25
2330	5099151	HEADSTOP 8’	P546 WHT	8	20
2343	5773580	COLONIAL CASING 8’ RM445	P546 WHITE	8	8
2351	5075061	COLONIAL CASING 8’	P546 WHT	8	12
2352	5099484	PLANKING 8’	P546 WHT	8	7
2355	5099564	COLONIAL CASING 8’	P546 WHT	8	12
2363	5773598	STOP 8’	P546 WHT	8	20
2365	5773601	COLONIAL CASING 8’ RM442	P546	8	10
2369	5075175	RB3 CASING 8’	P546 WHT	8	4
2428	5773619	WEST COAST CASING 8’	P546	8	10
2435	5099919	CROWN 8’	P546 WHT	8	10
2440	5773627	COLONIAL CASING 8’ RM351	P546 WHT	8	16
2448	5495911	BRICK MOULD 8’	P546 WHT	8	6
2449	5100431	DRIP CAP 8’	P546 WHT	8	25
2450	5495920	BASE CAP 8’	P546 WHT	8	18
2536	5773740	BALUSTER 8’ 1-1/4X1-1/4”	P546 WHT	8	10
2542	5495946	2X2 BOARD 8’	P546 WHT	8	10
2566	5774638	WAINSCOT CAP 8’ DECO	P546 WHT	8	8
2590	5101134	CASING 8’	P546 WHT	8	4
2592	5101281	CROWN 8’	P546 WHT	8	4
2598	5101345	BED MOULDING 8’	P546 WHT	8	25
2599	5101417	SHINGLE MOULD 8’	P546 WHT	8	10
2689	5101492	QUARTER ROUND 8’	P546 WHT	8	25
2709	5101652	FLAT TRIM (EMB) 8’	P546 WHT	8	8
2746	5774646	CASING 8’	P546 WHITE	8	8
2753	5774654	DECORATIVE TRIM 8’	P546 WHT	8	10
2759	5774662	TRIM 8’	P546 WHT	8	30
2764	5774671	WAINSCOT CAP 8’	P546 WHITE	8	12
2791	5774689	DRIP CAP 8’ RM187	P546 WHITE	8	12
2803	5774697	SHOE 8’ NARROW	P546 WHT	8	50
2837	5047561	3/4X48 SHEET BOARD 8’	P546-E0	8	17
2838	5047828	5/8X48 SHEET BOARD 8’	P546-E0-OEM	8	19
2838	5646610	5/8X48 SHEET BOARD 9’ E0	P546-E0-OEM	9	32
2850	5774700	7/8” PARTING BEAD 8’	P546 WHT	8	25
2851	5774726	1-1/4” PARTING BEAD 8’	P546 WHITE	8	25
2852	5774734	ADAMS CASING 8’ PM520	P546 WHT	8	4
2853	5774742	CROWN 8’ RM53	P546 WHT	8	10
2871	5495268	1/2X48 SHEET BOARD 12’	P546-E0	12	12
2871	5048863	1/2X48 SHEET BOARD 9’	P546-E0-OEM	9	24
2878	5049284	3/8X48 SHEET BOARD 8’ E0	P546-E0	8	50
2878	5629431	3/8X48 SHEET BOARD 9’	P546-E0-OEM	9	50

Appendix

Short Length Additions

Profile	Item #	Description	Finish/ Color	Length	Pieces/Pack
5111	5073751	QUARTER ROUND 8'	P546 WHT	8	20
5390	5074121	CHAIR RAIL 8'	P546 WHT	8	6
5445	5074261	COLONIAL CASING 7'	P546 WHT	7	15
5523	5074439	COLONIAL BASE 8'	P546 WHT	8	10
7152	5102671	BACK BAND 8'	P546 WHT	8	10
7158	5646214	RAMS CROWN 8'	P546 WHT	8	6
7202	5102794	RAKE MOULD 8'	P546 WHT	8	10
7216	5774751	WILLIAMSBURG CASING 8'	P546 WHITE	8	4
7252	5102971	BRICK MOULD 8'	P546 WHT	8	15
7371	5774769	NAIL FIN BRICK MOULD 8'	P546 WHT	8	4
7491	5775753	CROWN 8' RM45	P546 WHITE	8	4
7527	5104044	EXTERIOR BASE 8'	P546 WHT	8	10
7541	5775067	CROWN 8' RM48	P546 WHT	8	4
7661	5775366	6" CROWN 8'	P546	8	4
7710	5775420	1" BACKBAND 8'	P546 WHITE	8	8
7712	5775438	COLUMN TRIM 8'	P546 WHI	8	6
7714	5775446	PEDIMENT 8'	P546 WHT	8	2
7719	5104360	OUTSIDE CORNER 8'	P546 WHT	8	15
7788	5104458	COLONIAL STOP 8'	P546 WHT	8	20
7828	5775577	5/8X6 S4S TRIMBOARD 8'	P546-E1	8	160
7828	5755904	5/8X6 S4S TRIMBOARD 8'	P546-E0-UPC	8	6
7829	5775585	5/8X7 1/4 S4S TRIMBOARD 8'	P546-E1	8	60
7830	5775593	5/8X91/4 S4S TRIMBOARD 8'	P546-E1	8	50
7831	5775606	5/8X11 1/4 S4S TRIMBOARD 8'	P546-E1	8	40
7832	5775614	1X2 S4S TRIMBOARD 8'	P546-E1	8	270
7833	5775622	1X3 S4S TRIMBOARD 8'	P546-E1	8	162
7834	5747744	1X4 S4S TRIMBOARD 8'	P546-E1-UPC	8	221
7835	5051632	1X6 S4S TRIMBOARD 8'	P546-E1-UPC	8	72
7836	5051878	1X8 S4S TRIMBOARD 8'	P546-E1-UPC	8	54
7837	5775631	1X10 S4S TRIMBOARD 8'	P546-E1	8	45
7838	5775649	1X12 S4S TRIMBOARD 8'	P546-E1	8	36
7840	5775665	5/4X4 S4S TRIMBOARD 8'	P546-E1	8	91
7841	5775673	5/4X6 S4S TRIMBOARD 8'	P546-E1	8	56
7842	5775681	5/4X8 S4S TRIMBOARD 8'	P546-E1	8	42
7843	5775702	5/4X10 S4S TRIMBOARD 8'	P546-E1	8	35
7844	5775690	5/4X12 S4S TRIMBOARD 8'	P546-E1	8	28
7861	5075095	BASE 8'	P546 WHT	8	4
7871	5775711	1X5 S4S TRIMBOARD 8'	P546-E1	8	90
7874	5775729	5/4X3 S4S TRIMBOARD 8'	P546-E1	8	126
7875	5775737	5/4X5 S4S TRIMBOARD 8'	P546-E1	8	70
7901	5104693	BAND MOULDING 8'	P546 WHT	8	16
7937	5775489	SHINGLE BAND MOULDING 8'	P546 WHT	8	2
7995	5075343	FLAT CASING 8'	P546 WHT	8	5
9724	5775497	DECORATIVE HALF ROUND 8'	P546 WHT	8	17
9734	5775500	REVERSIBLE BEAD BOARD 8'	P546 WHT	8	4
9785	5775518	BASE CAP 8' RM166	P546 WHT	8	35
9789	5775526	8-3/8" COMBO BASE 8'	P546 WHT	8	2
9824	5775534	7-1/2" CROWN 8'	P546 WHT	8	2
9830	5779893	5/8X6" NICKEL GAP/SHIPLAP 8'	P546-E0-CT	8	2
9834	5779906	5/8X8" NICKEL GAP/SHIPLAP 8'	P546-E0-CT	8	2

Profile	Page #
2018	34
2021	32,42
2024	32
2046	32
2141	32
2149	24
2150	4
2258	32
2329	32
2330	32
2331	40
2342	40
2343	40
2345	28
2349	32
2352	19
2355	40
2357	32
2363	34,42
2369	40
2388	28
2424	30
2430	30
2435	38
2440	40
2448	24,26
2449	36
2450	34
2496	28
2497	30
2535	36
2536	36
2537	36
2542	36
2566	19
2590	40
2591	24
2592	38
2598	36
2599	36
2622	26
2689	32
2709	30
2716	40
2746	40
2759	34
2764	19
2791	36
2803	32
2825	16
2826	16
2827	16
2828	16
2829	16
2830	16
2832	15
2833	15
2834	15
2835	15
2836	15
2837	18
2838	18
2850	34
2851	34
2852	40
2853	38
2864	18
2866	16
2867	16
2868	16
2869	16
2870	16
2871	18
2873	15
2874	15
2875	15
2876	15
2877	15
2878	18
2880	14
2881	14
2882	14
2884	14
2885	14
2898	16
2899	16
2901	16
2904	15
2906	15
2912	16
2913	16
2915	28
2919	13
2920	14
2936	15
2951	16
2965	16
2975	14
2979	14
2990	14
2991	40
3003	16
3004	16
3009	14
3018	15
3029	24
3068	14
3078	15
5106	44
5111	32
5165	34
5390	44
5445	40
5523	44
5913	40
6510	34
6577	34
6610	44
6761	44
7117	28
7118	28
7152	36
7155	30
7158	38
7159	30
7160	30
7181	30
7193	30
7202	36
7205	30
7206	30
7213	28
7216	26,40
7241	30
7251	30
7252	26
7255	40
7263	40
7351	26
7360	26
7371	26
7417	30
7435	28
7464	30
7467	26
7491	38
7527	44
7541	38
7623	30
7631	28
7640	28
7651	26
7661	38
7662	38
7709	36
7710	36
7712	38
7714	36,38
7717	28
7719	34
7788	34
7806	28
7827	4
7828	4
7829	4
7830	4
7831	4
7832	4
7833	4
7834	4
7835	4
7836	4
7837	4
7838	4
7840	5
7841	5
7842	5
7843	5
7844	5
7861	44
7871	4
7874	5
7875	5
7884	40
7901	36
7937	36
7939	40
7960	38
7970	10
7971	10
7972	10
7973	10
7993	12
7994	10
9700	12
9701	12
9703	12
9704	12
9705	12
9706	10
9707	10
9718	10
9719	12
9724	36
9732	34
9734	19
9735	19
9747	17
9748	17
9749	17
9750	17
9751	17
9752	18
9753	17
9754	17
9755	17
9756	17
9757	17
9758	18
9759	6,8-9
9760	6,8-9
9761	6,8-9
9762	6,8-9
9763	6,8-9
9764	6,8
9766	6
9767	6,8-9
9768	6
9769	6,8-9
9770	6,8-9
9771	6,9
9772	6,8-9
9773	6,8
9774	7
9775	7,8-9
9776	7
9777	7,8-9
9778	7,9
9779	7,8-9
9780	7,8-9
9781	7,8
9784	6
9785	34
9788	6
9789	44
9794	10
9795	10
9796	12
9799	17
9800	10
9801	10
9807	20
9811	20
9815	20
9816	10
9817	10
9818	10
9824	38
9829	20
9830	19
9831	12
9832	12
9833	12
9834	19
9835	12
9841	24, 30
9850	20
9851	20
9852	20
9853	20
9854	20
9855	20
9856	20
9857	20
9858	20
9859	20
9860	20
9861	20
9870	42
9871	42
9876	38
9877	42
9881	38
9883	42
9888	42
9912	18
9913	19
9914	10
9952	19
9953V	12
9959	22
9963	22
9967	22
9971	42
9972	42
9973	42
9974	42
9975	42
9976	42
9977	42
9978	42
9982	19
9984	22
9985	22
9986	22
9987	22
9988	22
9989	22
9990	19
9994	42
9995	32, 42
9996	42

WM® Series	RM Series	Royal Profile	Description	Dimensions	Page #
WM45	RM45	7491	6" Crown	9/16" x 5 1/4"	38
WM47	RM47	2592	5" Crown	11/16" x 4 5/8"	38
WM49	RM49	2435	4" Crown	9/16" x 3 5/8"	38
MW48	RM48	7541	4 1/2" Crown	11/16" x 4 1/4"	38
WM53	RM53	2853	3" Crown	9/16" x 2 5/8"	38
WM75	RM75	2598	Bed Mould	9/16" x 1 7/8"	36
WM93	RM93	2021	Scotia Cove	3/4" x 3/4"	32
WM105	RM105	2689	Quarter Round	3/4" x 3/4"	32
WM107	RM107	5111	Quarter Round	5/8" x 5/8"	32
WM108	RM108	2024	Quarter Round	1/2" x 1/2"	32
WM142	RM142	7152	Back Band 3/4" Rabbet	1 3/8" x 1 7/16"	36
WM164	RM164	2450	Base Cap	11/16" x 1 1/8"	34
WM180	RM180	2448	Brick Mould	1 1/4" x 2"	24,26
WM187	RM187	2791	2" Drip Cap 1	11/16" x 2"	36
WM197	RM197	2449	1 5/8" Drip Cap	11/16" x 1 5/8"	36
WM205	RM205	7719	Outside Corner	1 1/8" x 1 1/8"	34
WM206	RM206	6577	Outside Corner	11/16" x 11/16"	34
WM210	RM210	2599	Shingle Mould	11/16" x 1 5/8"	36
WM217	RM217	7901	Shingle Band Mould	11/16" x 1 3/4"	36
WM287	RM287	7202	Rake Mould	1" x 2"	36
WM328	RM328	5913	Ranch Casing	9/16" x 2 1/4"	40
LWM356	LRM356	5445	Colonial Casing	5/8" x 2 1/4"	40
WM356	RM356	2355	Colonial Casing	11/16" x 2 1/4"	40
WM376	RM376	2342	Casing	11/16" x 2 1/4"	40
WM390	RM390	5390	Chair Rail	11/16" x 2 5/8"	44
WM445	RM445	2343	Colonial Casing	5/8" x 3 1/2"	40
WM523	RM523	2369	RB3 Casing	1" x 3 1/2"	40
WM623	RM623	7527	Base RM 623	7/16" x 3 1/4"	44
LWM623	LRM623	5523	Colonial Base	7/16"x 3 1/4"	44
WM947	RM947	7788	Colonial Stop	3/8" x 1 1/4"	34

"RM" designation identical or similar to WM® Series Patterns. Some RM Series non-stocking.

Royal® Building Products exists for one reason: to push the limits of what every type of exterior can be. We strive for best-in-class manufacturing and industry-leading innovation. What drives us? Every homeowner who demands exteriors that add value, perform impeccably, look amazing and make their lives easier. Our goal is to bring more products, more styles, more technology, more design insight and more sustainable solutions to the attention of everyone who cares about creating the best exterior possible. Build Royal™

Build™

CELECT® CELLULAR COMPOSITE SIDING

ZURI® PREMIUM DECKING

ROYAL® TRIM & MOULDINGS

HAVEN® INSULATED SIDING

ROYAL® VINYL SIDING

ROYAL® SHUTTERS, MOUNTS & VENTS

ATLAS STONE™

PORTSMOUTH™ SHAKE & SHINGLES

CEDAR RENDITIONS™ ALUMINUM SIDING

ROYAL® Building Products
A Westlake Company

For product warranty details, please visit RBPWarranty.com

© 2022 Royal Building Products

RoyalBuildingProducts.com 1.855.ROYAL85

12/21